

UNITED STATES SECURITIES AND EXCHANGE COMMISSION
Washington, D.C. 20549

Form 10-Q

QUARTERLY REPORT PURSUANT TO SECTION 13 OR 15(d) OF THE SECURITIES EXCHANGE ACT OF 1934

For the quarterly period ended March 31, 2013

or

TRANSITION REPORT PURSUANT TO SECTION 13 OR 15(d) OF THE SECURITIES EXCHANGE ACT OF 1934

For the transition period from _____ to _____

Commission File Number: 001-14965

The Goldman Sachs Group, Inc.

(Exact name of registrant as specified in its charter)

Delaware
(State or other jurisdiction of
incorporation or organization)

200 West Street, New York, N.Y.
(Address of principal executive offices)

13-4019460
(I.R.S. Employer
Identification No.)

10282
(Zip Code)

(212) 902-1000
(Registrant's telephone number, including area code)

Indicate by check mark whether the registrant (1) has filed all reports required to be filed by Section 13 or 15(d) of the Securities Exchange Act of 1934 during the preceding 12 months (or for such shorter period that the registrant was required to file such reports), and (2) has been subject to such filing requirements for the past 90 days.

Yes No

Indicate by check mark whether the registrant has submitted electronically and posted on its corporate Web site, if any, every Interactive Data File required to be submitted and posted pursuant to Rule 405 of Regulation S-T (§232.405 of this chapter) during the preceding 12 months (or for such shorter period that the registrant was required to submit and post such files).

Yes No

Indicate by check mark whether the registrant is a large accelerated filer, an accelerated filer, a non-accelerated filer, or a smaller reporting company. See the definitions of "large accelerated filer," "accelerated filer" and "smaller reporting company" in Rule 12b-2 of the Exchange Act.

Large accelerated filer Accelerated filer

Non-accelerated filer (Do not check if a smaller reporting company) Smaller reporting company

Indicate by check mark whether the registrant is a shell company (as defined in Rule 12b-2 of the Exchange Act).

Yes No

APPLICABLE ONLY TO CORPORATE ISSUERS

As of April 26, 2013, there were 458,505,280 shares of the registrant's common stock outstanding.

INDEX

Form 10-Q Item Number	Page No.
PART I FINANCIAL INFORMATION	2
Item 1 Financial Statements (Unaudited)	2
Condensed Consolidated Statements of Earnings for the three months ended March 31, 2013 and March 31, 2012	2
Condensed Consolidated Statements of Comprehensive Income for the three months ended March 31, 2013 and March 31, 2012	3
Condensed Consolidated Statements of Financial Condition as of March 31, 2013 and December 31, 2012	4
Condensed Consolidated Statements of Changes in Shareholders' Equity for the three months ended March 31, 2013 and year ended December 31, 2012	5
Condensed Consolidated Statements of Cash Flows for the three months ended March 31, 2013 and March 31, 2012	6
Notes to Condensed Consolidated Financial Statements	7
Note 1. Description of Business	7
Note 2. Basis of Presentation	7
Note 3. Significant Accounting Policies	8
Note 4. Financial Instruments Owned, at Fair Value and Financial Instruments Sold, But Not Yet Purchased, at Fair Value	13
Note 5. Fair Value Measurements	14
Note 6. Cash Instruments	16
Note 7. Derivatives and Hedging Activities	25
Note 8. Fair Value Option	41
Note 9. Collateralized Agreements and Financings	50
Note 10. Securitization Activities	56
Note 11. Variable Interest Entities	59
Note 12. Other Assets	64
Note 13. Goodwill and Identifiable Intangible Assets	65
Note 14. Deposits	67
Note 15. Short-Term Borrowings	68
Note 16. Long-Term Borrowings	69
Note 17. Other Liabilities and Accrued Expenses	72
Note 18. Commitments, Contingencies and Guarantees	73
Note 19. Shareholders' Equity	79
Note 20. Regulation and Capital Adequacy	82
Note 21. Earnings Per Common Share	87
Note 22. Transactions with Affiliated Funds	88
Note 23. Interest Income and Interest Expense	89
Note 24. Income Taxes	89
Note 25. Business Segments	90
Note 26. Credit Concentrations	94
Note 27. Legal Proceedings	95
Report of Independent Registered Public Accounting Firm	108
Statistical Disclosures	109
Item 2 Management's Discussion and Analysis of Financial Condition and Results of Operations	111
Item 3 Quantitative and Qualitative Disclosures About Market Risk	179
Item 4 Controls and Procedures	179
PART II OTHER INFORMATION	179
Item 1 Legal Proceedings	179
Item 2 Unregistered Sales of Equity Securities and Use of Proceeds	180
Item 6 Exhibits	181
SIGNATURES	182

PART I. FINANCIAL INFORMATION
Item 1. Financial Statements (Unaudited)

THE GOLDMAN SACHS GROUP, INC. AND SUBSIDIARIES

**Condensed Consolidated Statements of Earnings
(Unaudited)**

	Three Months Ended March	
<i>in millions, except per share amounts</i>	2013	2012
Revenues		
Investment banking	\$ 1,568	\$1,160
Investment management	1,250	1,105
Commissions and fees	829	860
Market making	3,437	3,905
Other principal transactions	2,081	1,938
Total non-interest revenues	9,165	8,968
Interest income	2,608	2,833
Interest expense	1,683	1,852
Net interest income	925	981
Net revenues, including net interest income	10,090	9,949
Operating expenses		
Compensation and benefits	4,339	4,378
Brokerage, clearing, exchange and distribution fees	561	567
Market development	141	117
Communications and technology	188	196
Depreciation and amortization	302	433
Occupancy	218	212
Professional fees	246	234
Insurance reserves	127	157
Other expenses	595	474
Total non-compensation expenses	2,378	2,390
Total operating expenses	6,717	6,768
Pre-tax earnings	3,373	3,181
Provision for taxes	1,113	1,072
Net earnings	2,260	2,109
Preferred stock dividends	72	35
Net earnings applicable to common shareholders	\$ 2,188	\$2,074
Earnings per common share		
Basic	\$ 4.53	\$ 4.05
Diluted	4.29	3.92
Dividends declared per common share	\$ 0.50	\$ 0.35
Average common shares outstanding		
Basic	482.1	510.8
Diluted	509.8	529.2

The accompanying notes are an integral part of these condensed consolidated financial statements.

Condensed Consolidated Statements of Comprehensive Income (Unaudited)

<i>in millions</i>	Three Months Ended March	
	2013	2012
Net earnings	\$2,260	\$2,109
Other comprehensive income/(loss), net of tax:		
Currency translation adjustment, net of tax	(26)	(28)
Pension and postretirement liability adjustments, net of tax	(4)	7
Net unrealized gains on available-for-sale securities, net of tax	15	30
Other comprehensive income/(loss)	(15)	9
Comprehensive income	\$2,245	\$2,118

The accompanying notes are an integral part of these condensed consolidated financial statements.

Condensed Consolidated Statements of Financial Condition (Unaudited)

	As of	
	March 2013	December 2012
<i>in millions, except share and per share amounts</i>		
Assets		
Cash and cash equivalents	\$ 63,333	\$ 72,669
Cash and securities segregated for regulatory and other purposes (includes \$22,676 and \$30,484 at fair value as of March 2013 and December 2012, respectively)	41,044	49,671
Collateralized agreements:		
Securities purchased under agreements to resell and federal funds sold (includes \$158,283 and \$141,331 at fair value as of March 2013 and December 2012, respectively)	158,506	141,334
Securities borrowed (includes \$54,879 and \$38,395 at fair value as of March 2013 and December 2012, respectively)	172,041	136,893
Receivables from brokers, dealers and clearing organizations	20,501	18,480
Receivables from customers and counterparties (includes \$7,154 and \$7,866 at fair value as of March 2013 and December 2012, respectively)	77,917	72,874
Financial instruments owned, at fair value (includes \$67,891 and \$67,177 pledged as collateral as of March 2013 and December 2012, respectively)	387,393	407,011
Other assets (includes \$13,448 and \$13,426 at fair value as of March 2013 and December 2012, respectively)	38,488	39,623
Total assets	\$959,223	\$938,555
Liabilities and shareholders' equity		
Deposits (includes \$7,070 and \$5,100 at fair value as of March 2013 and December 2012, respectively)	\$ 72,685	\$ 70,124
Collateralized financings:		
Securities sold under agreements to repurchase, at fair value	155,356	171,807
Securities loaned (includes \$2,423 and \$1,558 at fair value as of March 2013 and December 2012, respectively)	20,669	13,765
Other secured financings (includes \$28,482 and \$30,337 at fair value as of March 2013 and December 2012, respectively)	29,468	32,010
Payables to brokers, dealers and clearing organizations	6,949	5,283
Payables to customers and counterparties	196,578	189,202
Financial instruments sold, but not yet purchased, at fair value	153,749	126,644
Unsecured short-term borrowings, including the current portion of unsecured long-term borrowings (includes \$18,298 and \$17,595 at fair value as of March 2013 and December 2012, respectively)	40,980	44,304
Unsecured long-term borrowings (includes \$12,248 and \$12,593 at fair value as of March 2013 and December 2012, respectively)	167,008	167,305
Other liabilities and accrued expenses (includes \$11,842 and \$12,043 at fair value as of March 2013 and December 2012, respectively)	38,553	42,395
Total liabilities	881,995	862,839
Commitments, contingencies and guarantees		
Shareholders' equity		
Preferred stock, par value \$0.01 per share; aggregate liquidation preference of \$6,200 as of both March 2013 and December 2012	6,200	6,200
Common stock, par value \$0.01 per share; 4,000,000,000 shares authorized, 822,358,425 and 816,807,400 shares issued as of March 2013 and December 2012, respectively, and 460,782,218 and 465,148,387 shares outstanding as of March 2013 and December 2012, respectively	8	8
Restricted stock units and employee stock options	3,679	3,298
Nonvoting common stock, par value \$0.01 per share; 200,000,000 shares authorized, no shares issued and outstanding	—	—
Additional paid-in capital	48,732	48,030
Retained earnings	67,164	65,223
Accumulated other comprehensive loss	(208)	(193)
Stock held in treasury, at cost, par value \$0.01 per share; 361,576,209 and 351,659,015 shares as of March 2013 and December 2012, respectively	(48,347)	(46,850)
Total shareholders' equity	77,228	75,716
Total liabilities and shareholders' equity	\$959,223	\$938,555

The accompanying notes are an integral part of these condensed consolidated financial statements.

Condensed Consolidated Statements of Changes in Shareholders' Equity (Unaudited)

	Three Months Ended	Year Ended
	March 2013	December 2012
<i>in millions</i>		
Preferred stock		
Balance, beginning of year	\$ 6,200	\$ 3,100
Issued	—	3,100
Balance, end of period	6,200	6,200
Common stock		
Balance, beginning of year	8	8
Issued	—	—
Balance, end of period	8	8
Restricted stock units and employee stock options		
Balance, beginning of year	3,298	5,681
Issuance and amortization of restricted stock units and employee stock options	1,502	1,368
Delivery of common stock underlying restricted stock units	(1,099)	(3,659)
Forfeiture of restricted stock units and employee stock options	(18)	(90)
Exercise of employee stock options	(4)	(2)
Balance, end of period	3,679	3,298
Additional paid-in capital		
Balance, beginning of year	48,030	45,553
Delivery of common stock underlying share-based awards	1,102	3,939
Cancellation of restricted stock units in satisfaction of withholding tax requirements	(458)	(1,437)
Preferred stock issuance costs	—	(13)
Excess net tax benefit/(provision) related to share-based awards	58	(11)
Cash settlement of share-based compensation	—	(1)
Balance, end of period	48,732	48,030
Retained earnings		
Balance, beginning of year	65,223	58,834
Net earnings	2,260	7,475
Dividends and dividend equivalents declared on common stock and restricted stock units	(247)	(903)
Dividends declared on preferred stock	(72)	(183)
Balance, end of period	67,164	65,223
Accumulated other comprehensive loss		
Balance, beginning of year	(193)	(516)
Other comprehensive income/(loss)	(15)	323
Balance, end of period	(208)	(193)
Stock held in treasury, at cost		
Balance, beginning of year	(46,850)	(42,281)
Repurchased	(1,525)	(4,637)
Reissued	38	77
Other	(10)	(9)
Balance, end of period	(48,347)	(46,850)
Total shareholders' equity	\$ 77,228	\$ 75,716

The accompanying notes are an integral part of these condensed consolidated financial statements.

Condensed Consolidated Statements of Cash Flows (Unaudited)

<i>in millions</i>	Three Months Ended March	
	2013	2012
Cash flows from operating activities		
Net earnings	\$ 2,260	\$ 2,109
Adjustments to reconcile net earnings to net cash provided by/(used for) operating activities		
Depreciation and amortization	302	433
Share-based compensation	1,509	643
Changes in operating assets and liabilities		
Cash and securities segregated for regulatory and other purposes	8,527	11,165
Net receivables from brokers, dealers and clearing organizations	(339)	(2,671)
Net payables to customers and counterparties	3,356	7,290
Securities borrowed, net of securities loaned	(28,245)	(14,813)
Securities sold under agreements to repurchase, net of securities purchased under agreements to resell and federal funds sold	(33,576)	15,328
Financial instruments owned, at fair value	20,028	(22,023)
Financial instruments sold, but not yet purchased, at fair value	27,227	6,304
Other, net	(6,747)	11
Net cash provided by/(used for) operating activities	(5,698)	3,776
Cash flows from investing activities		
Purchase of property, leasehold improvements and equipment	(171)	(390)
Proceeds from sales of property, leasehold improvements and equipment	17	13
Business acquisitions, net of cash acquired	(160)	(39)
Proceeds from sales of investments	526	130
Purchase of available-for-sale securities	(501)	(653)
Proceeds from sales of available-for-sale securities	709	699
Loans held for investment, net	(1,373)	(238)
Net cash used for investing activities	(953)	(478)
Cash flows from financing activities		
Unsecured short-term borrowings, net	(435)	(869)
Other secured financings (short-term), net	(4,824)	(483)
Proceeds from issuance of other secured financings (long-term)	1,829	798
Repayment of other secured financings (long-term), including the current portion	(969)	(4,334)
Proceeds from issuance of unsecured long-term borrowings	13,069	9,358
Repayment of unsecured long-term borrowings, including the current portion	(12,530)	(11,134)
Derivative contracts with a financing element, net	380	208
Deposits, net	2,562	4,765
Common stock repurchased	(1,525)	(365)
Dividends and dividend equivalents paid on common stock, preferred stock and restricted stock units	(319)	(220)
Proceeds from issuance of common stock, including stock option exercises	14	39
Excess tax benefit related to share-based compensation	63	70
Cash settlement of share-based compensation	—	(1)
Net cash used for financing activities	(2,685)	(2,168)
Net increase/(decrease) in cash and cash equivalents	(9,336)	1,130
Cash and cash equivalents, beginning of year	72,669	56,008
Cash and cash equivalents, end of period	\$ 63,333	\$ 57,138

SUPPLEMENTAL DISCLOSURES:

Cash payments for interest, net of capitalized interest, were \$1.96 billion and \$4.04 billion during the three months ended March 2013 and March 2012, respectively.

Cash payments for income taxes, net of refunds were \$464 million during the three months ended March 2013. Income tax refunds, net of cash payments were \$29 million during the three months ended March 2012.

The accompanying notes are an integral part of these condensed consolidated financial statements.

**Notes to Condensed Consolidated Financial Statements
(Unaudited)****Note 1.****Description of Business**

The Goldman Sachs Group, Inc. (Group Inc.), a Delaware corporation, together with its consolidated subsidiaries (collectively, the firm), is a leading global investment banking, securities and investment management firm that provides a wide range of financial services to a substantial and diversified client base that includes corporations, financial institutions, governments and high-net-worth individuals. Founded in 1869, the firm is headquartered in New York and maintains offices in all major financial centers around the world.

The firm reports its activities in the following four business segments:

Investment Banking

The firm provides a broad range of investment banking services to a diverse group of corporations, financial institutions, investment funds and governments. Services include strategic advisory assignments with respect to mergers and acquisitions, divestitures, corporate defense activities, risk management, restructurings and spin-offs, and debt and equity underwriting of public offerings and private placements, including domestic and cross-border transactions, as well as derivative transactions directly related to these activities.

Institutional Client Services

The firm facilitates client transactions and makes markets in fixed income, equity, currency and commodity products, primarily with institutional clients such as corporations, financial institutions, investment funds and governments. The firm also makes markets in and clears client transactions on major stock, options and futures exchanges worldwide and provides financing, securities lending and other prime brokerage services to institutional clients.

Investing & Lending

The firm invests in and originates loans to provide financing to clients. These investments and loans are typically longer-term in nature. The firm makes investments, directly and indirectly through funds that the firm manages, in debt securities and loans, public and private equity securities, real estate, consolidated investment entities and power generation facilities.

Investment Management

The firm provides investment management services and offers investment products (primarily through separately managed accounts and commingled vehicles, such as mutual funds and private investment funds) across all major asset classes to a diverse set of institutional and individual clients. The firm also offers wealth advisory services, including portfolio management and financial counseling, and brokerage and other transaction services to high-net-worth individuals and families.

Note 2.**Basis of Presentation**

These condensed consolidated financial statements are prepared in accordance with accounting principles generally accepted in the United States (U.S. GAAP) and include the accounts of Group Inc. and all other entities in which the firm has a controlling financial interest. Intercompany transactions and balances have been eliminated.

These condensed consolidated financial statements are unaudited and should be read in conjunction with the audited consolidated financial statements included in the firm's Annual Report on Form 10-K for the year ended December 31, 2012. References to "the firm's Annual Report on Form 10-K" are to the firm's Annual Report on Form 10-K for the year ended December 31, 2012. The condensed consolidated financial information as of December 31, 2012 has been derived from audited consolidated financial statements not included herein.

These unaudited condensed consolidated financial statements reflect all adjustments that are, in the opinion of management, necessary for a fair statement of the results for the interim periods presented. These adjustments are of a normal, recurring nature. Interim period operating results may not be indicative of the operating results for a full year.

All references to March 2013 and March 2012 refer to the firm's periods ended, or the dates, as the context requires, March 31, 2013 and March 31, 2012, respectively. All references to December 2012 refer to the date December 31, 2012. Any reference to a future year refers to a year ending on December 31 of that year. Certain reclassifications have been made to previously reported amounts to conform to the current presentation.

Notes to Condensed Consolidated Financial Statements (Unaudited)

Note 3.

Significant Accounting Policies

The firm's significant accounting policies include when and how to measure the fair value of assets and liabilities, accounting for goodwill and identifiable intangible assets, and when to consolidate an entity. See Notes 5 through 8 for policies on fair value measurements, Note 13 for policies on goodwill and identifiable intangible assets, and below and Note 11 for policies on consolidation accounting. All other significant accounting policies are either discussed below or included in the following footnotes:

Financial Instruments Owned, at Fair Value and Financial Instruments Sold, But Not Yet Purchased, at Fair Value	Note 4
Fair Value Measurements	Note 5
Cash Instruments	Note 6
Derivatives and Hedging Activities	Note 7
Fair Value Option	Note 8
Collateralized Agreements and Financings	Note 9
Securitization Activities	Note 10
Variable Interest Entities	Note 11
Other Assets	Note 12
Goodwill and Identifiable Intangible Assets	Note 13
Deposits	Note 14
Short-Term Borrowings	Note 15
Long-Term Borrowings	Note 16
Other Liabilities and Accrued Expenses	Note 17
Commitments, Contingencies and Guarantees	Note 18
Shareholders' Equity	Note 19
Regulation and Capital Adequacy	Note 20
Earnings Per Common Share	Note 21
Transactions with Affiliated Funds	Note 22
Interest Income and Interest Expense	Note 23
Income Taxes	Note 24
Business Segments	Note 25
Credit Concentrations	Note 26
Legal Proceedings	Note 27

Consolidation

The firm consolidates entities in which the firm has a controlling financial interest. The firm determines whether it has a controlling financial interest in an entity by first evaluating whether the entity is a voting interest entity or a variable interest entity (VIE).

Voting Interest Entities. Voting interest entities are entities in which (i) the total equity investment at risk is sufficient to enable the entity to finance its activities independently and (ii) the equity holders have the power to direct the activities of the entity that most significantly impact its economic performance, the obligation to absorb the losses of the entity and the right to receive the residual returns of the entity. The usual condition for a controlling financial interest in a voting interest entity is ownership of a majority voting interest. If the firm has a majority voting interest in a voting interest entity, the entity is consolidated.

Variable Interest Entities. A VIE is an entity that lacks one or more of the characteristics of a voting interest entity. The firm has a controlling financial interest in a VIE when the firm has a variable interest or interests that provide it with (i) the power to direct the activities of the VIE that most significantly impact the VIE's economic performance and (ii) the obligation to absorb losses of the VIE or the right to receive benefits from the VIE that could potentially be significant to the VIE. See Note 11 for further information about VIEs.

**Notes to Condensed Consolidated Financial Statements
(Unaudited)**

Equity-Method Investments. When the firm does not have a controlling financial interest in an entity but can exert significant influence over the entity's operating and financial policies, the investment is accounted for either (i) under the equity method of accounting or (ii) at fair value by electing the fair value option available under U.S. GAAP. Significant influence generally exists when the firm owns 20% to 50% of the entity's common stock or in-substance common stock.

In general, the firm accounts for investments acquired after the fair value option became available, at fair value. In certain cases, the firm applies the equity method of accounting to new investments that are strategic in nature or closely related to the firm's principal business activities, when the firm has a significant degree of involvement in the cash flows or operations of the investee or when cost-benefit considerations are less significant. See Note 12 for further information about equity-method investments.

Investment Funds. The firm has formed numerous investment funds with third-party investors. These funds are typically organized as limited partnerships or limited liability companies for which the firm acts as general partner or manager. Generally, the firm does not hold a majority of the economic interests in these funds. These funds are usually voting interest entities and generally are not consolidated because third-party investors typically have rights to terminate the funds or to remove the firm as general partner or manager. Investments in these funds are included in "Financial instruments owned, at fair value." See Notes 6, 18 and 22 for further information about investments in funds.

Use of Estimates

Preparation of these condensed consolidated financial statements requires management to make certain estimates and assumptions, the most important of which relate to fair value measurements, accounting for goodwill and identifiable intangible assets, discretionary compensation accruals and the provision for losses that may arise from litigation, regulatory proceedings and tax audits. These estimates and assumptions are based on the best available information but actual results could be materially different.

Revenue Recognition**Financial Assets and Financial Liabilities at Fair Value.**

Financial instruments owned, at fair value and Financial instruments sold, but not yet purchased, at fair value are recorded at fair value either under the fair value option or in accordance with other U.S. GAAP. In addition, the firm has elected to account for certain of its other financial assets and financial liabilities at fair value by electing the fair value option. The fair value of a financial instrument is the amount that would be received to sell an asset or paid to transfer a liability in an orderly transaction between market participants at the measurement date. Financial assets are marked to bid prices and financial liabilities are marked to offer prices. Fair value measurements do not include transaction costs. Fair value gains or losses are generally included in "Market making" for positions in Institutional Client Services and "Other principal transactions" for positions in Investing & Lending. See Notes 5 through 8 for further information about fair value measurements.

Investment Banking. Fees from financial advisory assignments and underwriting revenues are recognized in earnings when the services related to the underlying transaction are completed under the terms of the assignment. Expenses associated with such transactions are deferred until the related revenue is recognized or the assignment is otherwise concluded. Expenses associated with financial advisory assignments are recorded as non-compensation expenses, net of client reimbursements. Underwriting revenues are presented net of related expenses.

**Notes to Condensed Consolidated Financial Statements
(Unaudited)**

Investment Management. The firm earns management fees and incentive fees for investment management services. Management fees are calculated as a percentage of net asset value, invested capital or commitments, and are recognized over the period that the related service is provided. Incentive fees are calculated as a percentage of a fund's or separately managed account's return, or excess return above a specified benchmark or other performance target. Incentive fees are generally based on investment performance over a 12-month period or over the life of a fund. Fees that are based on performance over a 12-month period are subject to adjustment prior to the end of the measurement period. For fees that are based on investment performance over the life of the fund, future investment underperformance may require fees previously distributed to the firm to be returned to the fund. Incentive fees are recognized only when all material contingencies have been resolved. Management and incentive fee revenues are included in "Investment management" revenues.

Commissions and Fees. The firm earns "Commissions and fees" from executing and clearing client transactions on stock, options and futures markets. Commissions and fees are recognized on the day the trade is executed.

Transfers of Assets

Transfers of assets are accounted for as sales when the firm has relinquished control over the assets transferred. For transfers of assets accounted for as sales, any related gains or losses are recognized in net revenues. Assets or liabilities that arise from the firm's continuing involvement with transferred assets are measured at fair value. For transfers of assets that are not accounted for as sales, the assets remain in "Financial instruments owned, at fair value" and the transfer is accounted for as a collateralized financing, with the related interest expense recognized over the life of the transaction. See Note 9 for further information about transfers of assets accounted for as collateralized financings and Note 10 for further information about transfers of assets accounted for as sales.

Receivables from Customers and Counterparties

Receivables from customers and counterparties generally relate to collateralized transactions. Such receivables are primarily comprised of customer margin loans, certain transfers of assets accounted for as secured loans rather than purchases at fair value, collateral posted in connection with certain derivative transactions, and loans held for investment. Certain of the firm's receivables from customers and counterparties are accounted for at fair value under the fair value option, with changes in fair value generally included in "Market making" revenues. Receivables from customers and counterparties not accounted for at fair value are accounted for at amortized cost net of estimated uncollectible amounts. Interest on receivables from customers and counterparties is recognized over the life of the transaction and included in "Interest income." See Note 8 for further information about receivables from customers and counterparties.

Payables to Customers and Counterparties

Payables to customers and counterparties primarily consist of customer credit balances related to the firm's prime brokerage activities. Payables to customers and counterparties are accounted for at cost plus accrued interest, which generally approximates fair value. While these payables are carried at amounts that approximate fair value, they are not accounted for at fair value under the fair value option or at fair value in accordance with other U.S. GAAP and therefore are not included in the firm's fair value hierarchy in Notes 6, 7 and 8. Had these payables been included in the firm's fair value hierarchy, substantially all would have been classified in level 2 as of March 2013 and December 2012.

Receivables from and Payables to Brokers, Dealers and Clearing Organizations

Receivables from and payables to brokers, dealers and clearing organizations are accounted for at cost plus accrued interest, which generally approximates fair value. While these receivables and payables are carried at amounts that approximate fair value, they are not accounted for at fair value under the fair value option or at fair value in accordance with other U.S. GAAP and therefore are not included in the firm's fair value hierarchy in Notes 6, 7 and 8. Had these receivables and payables been included in the firm's fair value hierarchy, substantially all would have been classified in level 2 as of March 2013 and December 2012.

Notes to Condensed Consolidated Financial Statements (Unaudited)

Offsetting Assets and Liabilities

To reduce credit exposures on derivatives and securities financing transactions, the firm may enter into netting agreements with counterparties that permit it to offset receivables and payables with such counterparties. Derivatives are reported on a net-by-counterparty basis (i.e., the net payable or receivable for derivative assets and liabilities for a given counterparty) in the condensed consolidated statements of financial condition when a legal right of setoff exists under an enforceable netting arrangement or similar agreement. Resale and repurchase agreements and securities borrowed and loaned transactions with the same term and currency may be presented on a net-by-counterparty basis in the condensed consolidated statements of financial condition when such transactions meet certain settlement criteria and are subject to agreements that provide for rights of setoff upon a termination event.

The firm receives and posts cash and securities collateral with respect to its derivatives, resale and repurchase agreements, and securities borrowed and loaned transactions. Such collateral is subject to the terms of the related credit support agreements. In the condensed consolidated statements of financial condition, derivatives are reported net of cash collateral received and posted under enforceable credit support agreements, when transacted under an enforceable netting agreement. In the condensed consolidated statements of financial condition, resale and repurchase agreements, and securities borrowed and loaned are not reported net of the related cash and securities received or posted as collateral. See Note 9 for further information about collateral received and pledged, including rights to deliver or repledge collateral.

In order to assess enforceability of the firm's right of setoff under netting and credit support agreements, the firm evaluates various factors including applicable bankruptcy laws, local statutes and regulatory provisions in the jurisdiction of the parties to the agreement. See Notes 7 and 9 for further information about offsetting.

Insurance Activities

Certain of the firm's insurance and reinsurance contracts are accounted for at fair value under the fair value option, with changes in fair value included in "Market making" revenues. See Note 8 for further information about the fair values of these insurance and reinsurance contracts. See Note 12 for further information about the firm's reinsurance business classified as held for sale as of March 2013 and December 2012.

Revenues from variable annuity and life insurance and reinsurance contracts not accounted for at fair value generally consist of fees assessed on contract holder account balances for mortality charges, policy administration fees and surrender charges. These revenues are recognized in earnings over the period that services are provided and are included in "Market making" revenues. Changes in reserves, including interest credited to policyholder account balances, are recognized in "Insurance reserves."

Premiums earned for underwriting property catastrophe reinsurance are recognized in earnings over the coverage period, net of premiums ceded for the cost of reinsurance, and are included in "Market making" revenues. Expenses for liabilities related to property catastrophe reinsurance claims, including estimates of losses that have been incurred but not reported, are included in "Insurance reserves."

Share-based Compensation

The cost of employee services received in exchange for a share-based award is generally measured based on the grant-date fair value of the award. Share-based awards that do not require future service (i.e., vested awards, including awards granted to retirement-eligible employees) are expensed immediately. Share-based awards that require future service are amortized over the relevant service period. Expected forfeitures are included in determining share-based employee compensation expense.

The firm pays cash dividend equivalents on outstanding restricted stock units (RSUs). Dividend equivalents paid on RSUs are generally charged to retained earnings. Dividend equivalents paid on RSUs expected to be forfeited are included in compensation expense. The firm accounts for the tax benefit related to dividend equivalents paid on RSUs as an increase to additional paid-in capital.

In certain cases, primarily related to conflicted employment (as outlined in the applicable award agreements), the firm may cash settle share-based compensation awards accounted for as equity instruments. For these awards, whose terms allow for cash settlement, additional paid-in capital is adjusted to the extent of the difference between the value of the award at the time of cash settlement and the grant-date value of the award.

**Notes to Condensed Consolidated Financial Statements
(Unaudited)****Foreign Currency Translation**

Assets and liabilities denominated in non-U.S. currencies are translated at rates of exchange prevailing on the date of the condensed consolidated statements of financial condition and revenues and expenses are translated at average rates of exchange for the period. Foreign currency remeasurement gains or losses on transactions in nonfunctional currencies are recognized in earnings. Gains or losses on translation of the financial statements of a non-U.S. operation, when the functional currency is other than the U.S. dollar, are included, net of hedges and taxes, in the condensed consolidated statements of comprehensive income.

Cash and Cash Equivalents

The firm defines cash equivalents as highly liquid overnight deposits held in the ordinary course of business. As of March 2013 and December 2012, “Cash and cash equivalents” included \$5.95 billion and \$6.75 billion, respectively, of cash and due from banks, and \$57.38 billion and \$65.92 billion, respectively, of interest-bearing deposits with banks.

Recent Accounting Developments**Derecognition of in Substance Real Estate (ASC 360).**

In December 2011, the FASB issued ASU No. 2011-10, “Property, Plant, and Equipment (Topic 360) — Derecognition of in Substance Real Estate — a Scope Clarification.” ASU No. 2011-10 clarifies that in order to deconsolidate a subsidiary (that is in substance real estate) as a result of a parent no longer controlling the subsidiary due to a default on the subsidiary’s nonrecourse debt, the parent also must satisfy the sale criteria in ASC 360-20, “Property, Plant, and Equipment — Real Estate Sales.” The ASU was effective for fiscal years beginning on or after June 15, 2012. The firm applied the provisions of the ASU to such events occurring on or after January 1, 2013. Adoption of ASU No. 2011-10 did not materially affect the firm’s financial condition, results of operations or cash flows.

Disclosures about Offsetting Assets and Liabilities (ASC 210).

In December 2011, the FASB issued ASU No. 2011-11, “Balance Sheet (Topic 210) — Disclosures about Offsetting Assets and Liabilities.” ASU No. 2011-11, as amended by ASU 2013-01, “Balance Sheet (Topic 210): Clarifying the Scope of Disclosures about Offsetting Assets and Liabilities,” requires disclosure of the effect or potential effect of offsetting arrangements on the firm’s financial position as well as enhanced disclosure of the rights of setoff associated with the firm’s recognized derivative instruments, resale and repurchase agreements, and securities borrowing and lending transactions. ASU No. 2011-11 was effective for periods beginning on or after January 1, 2013. Since these amended principles require only additional disclosures concerning offsetting and related arrangements, adoption did not affect the firm’s financial condition, results of operations or cash flows. See Notes 7 and 9 for further information about the firm’s offsetting and related arrangements.

Notes to Condensed Consolidated Financial Statements (Unaudited)

Note 4.

Financial Instruments Owned, at Fair Value and Financial Instruments Sold, But Not Yet Purchased, at Fair Value

Financial instruments owned, at fair value and financial instruments sold, but not yet purchased, at fair value are accounted for at fair value either under the fair value option or in accordance with other U.S. GAAP. See Note 8 for further information about the fair value option. The table below presents the firm's financial instruments owned, at fair value, including those pledged as collateral, and financial instruments sold, but not yet purchased, at fair

value. The firm held \$8.90 billion and \$9.07 billion as of March 2013 and December 2012, respectively, of securities accounted for as available-for-sale related to the firm's reinsurance business. As of March 2013 and December 2012, such assets were classified as held for sale and were included in "Other assets." See Note 12 for further information about assets held for sale.

	As of March 2013		As of December 2012	
	Financial Instruments Owned	Financial Instruments Sold, But Not Yet Purchased	Financial Instruments Owned	Financial Instruments Sold, But Not Yet Purchased
<i>in millions</i>				
Commercial paper, certificates of deposit, time deposits and other money market instruments	\$ 5,705	\$ —	\$ 6,057	\$ —
U.S. government and federal agency obligations	96,930	25,894	93,241	15,905
Non-U.S. government and agency obligations	57,657	42,754	62,250	32,361
Mortgage and other asset-backed loans and securities:				
Loans and securities backed by commercial real estate	6,909	11	9,805	—
Loans and securities backed by residential real estate	7,570	2	8,216	4
Bank loans and bridge loans	22,467	1,479 ³	22,407	1,779 ³
Corporate debt securities	20,442	6,874	20,981	5,761
State and municipal obligations	2,219	7	2,477	1
Other debt obligations	2,481	—	2,251	—
Equities and convertible debentures	89,278	24,381	96,454	20,406
Commodities ¹	7,695	—	11,696	—
Derivatives ²	68,040	52,347	71,176	50,427
Total	\$387,393	\$153,749	\$407,011	\$126,644

1. Includes commodities that have been transferred to third parties, which were accounted for as collateralized financings rather than sales, of \$2.77 billion and \$4.29 billion as of March 2013 and December 2012, respectively.

2. Reported on a net-by-counterparty basis when a legal right of setoff exists under an enforceable netting agreement and reported net of cash collateral received or posted under enforceable credit support agreements.

3. Primarily relates to the fair value of unfunded lending commitments for which the fair value option was elected.

Notes to Condensed Consolidated Financial Statements (Unaudited)

Gains and Losses from Market Making and Other Principal Transactions

The table below presents, by major product type, the firm's "Market making" and "Other principal transactions" revenues. These gains/(losses) are primarily related to the firm's financial instruments owned, at fair value and financial instruments sold, but not yet purchased, at fair value, including both derivative and non-derivative financial instruments. These gains/(losses) exclude related interest income and interest expense. See Note 23 for further information about interest income and interest expense.

The gains/(losses) in the table are not representative of the manner in which the firm manages its business activities because many of the firm's market-making, client facilitation, and investing and lending strategies utilize financial instruments across various product types. Accordingly, gains or losses in one product type frequently offset gains or losses in other product types. For example, most of the firm's longer-term derivatives are sensitive to changes in interest rates and may be economically hedged with interest rate swaps. Similarly, a significant portion of the firm's cash instruments and derivatives has exposure to foreign currencies and may be economically hedged with foreign currency contracts.

<i>in millions</i>	Three Months Ended March	
	2013	2012
Interest rates	\$(1,141)	\$1,889
Credit	1,828	1,710
Currencies	2,460	(724)
Equities	1,908	1,973
Commodities	493	471
Other	(30)	524
Total	\$ 5,518	\$5,843

Note 5.

Fair Value Measurements

The fair value of a financial instrument is the amount that would be received to sell an asset or paid to transfer a liability in an orderly transaction between market participants at the measurement date. Financial assets are marked to bid prices and financial liabilities are marked to offer prices. Fair value measurements do not include transaction costs. The firm measures certain financial assets and financial liabilities as a portfolio (i.e., based on its net exposure to market and/or credit risks).

The best evidence of fair value is a quoted price in an active market. If quoted prices in active markets are not available, fair value is determined by reference to prices for similar instruments, quoted prices or recent transactions in less active markets, or internally developed models that primarily use market-based or independently sourced parameters as inputs including, but not limited to, interest rates, volatilities, equity or debt prices, foreign exchange rates, commodity prices, credit spreads and funding spreads (i.e., the spread, or difference, between the interest rate at which a borrower could finance a given financial instrument relative to a benchmark interest rate).

U.S. GAAP has a three-level fair value hierarchy for disclosure of fair value measurements. The fair value hierarchy prioritizes inputs to the valuation techniques used to measure fair value, giving the highest priority to level 1 inputs and the lowest priority to level 3 inputs. A financial instrument's level in the fair value hierarchy is based on the lowest level of input that is significant to its fair value measurement.

The fair value hierarchy is as follows:

Level 1. Inputs are unadjusted quoted prices in active markets to which the firm had access at the measurement date for identical, unrestricted assets or liabilities.

Level 2. Inputs to valuation techniques are observable, either directly or indirectly.

Level 3. One or more inputs to valuation techniques are significant and unobservable.

Notes to Condensed Consolidated Financial Statements (Unaudited)

The fair values for substantially all of the firm's financial assets and financial liabilities are based on observable prices and inputs and are classified in levels 1 and 2 of the fair value hierarchy. Certain level 2 and level 3 financial assets and financial liabilities may require appropriate valuation adjustments that a market participant would require to arrive at fair value for factors such as counterparty and the firm's credit quality, funding risk, transfer restrictions, liquidity and bid/offer spreads. Valuation adjustments are generally based on market evidence.

See Notes 6 and 7 for further information about fair value measurements of cash instruments and derivatives, respectively, included in "Financial instruments owned, at fair value" and "Financial instruments sold, but not yet purchased, at fair value," and Note 8 for further information about fair value measurements of other financial assets and financial liabilities accounted for at fair value under the fair value option.

Financial assets and financial liabilities accounted for at fair value under the fair value option or in accordance with other U.S. GAAP are summarized below.

	As of	
	March 2013	December 2012
<i>\$ in millions</i>		
Total level 1 financial assets	\$175,729	\$ 190,737
Total level 2 financial assets	512,909	502,293
Total level 3 financial assets	46,023	47,095
Cash collateral and counterparty netting ¹	(90,828)	(101,612)
Total financial assets at fair value	\$643,833	\$ 638,513
Total assets	\$959,223	\$ 938,555
Total level 3 financial assets as a percentage of Total assets	4.8%	5.0%
Total level 3 financial assets as a percentage of Total financial assets at fair value	7.1%	7.4%
Total level 1 financial liabilities	\$ 90,186	\$ 65,994
Total level 2 financial liabilities	304,217	318,764
Total level 3 financial liabilities	24,759	25,679
Cash collateral and counterparty netting ¹	(29,694)	(32,760)
Total financial liabilities at fair value	\$389,468	\$ 377,677
Total level 3 financial liabilities as a percentage of Total financial liabilities at fair value	6.4%	6.8%

1. Represents the impact on derivatives of cash collateral, and counterparty netting across levels of the fair value hierarchy. Netting among positions classified in the same level is included in that level.

Level 3 financial assets as of March 2013 decreased compared with December 2012, primarily reflecting a decrease in level 3 derivative assets, principally due to unrealized losses on currency derivative assets and settlements of credit derivative assets.

See Notes 6, 7 and 8 for further information about level 3 cash instruments, derivatives and other financial assets and financial liabilities accounted for at fair value under the fair value option, respectively, including information about significant unrealized gains and losses, and transfers in and out of level 3.

**Notes to Condensed Consolidated Financial Statements
(Unaudited)****Note 6.****Cash Instruments**

Cash instruments include U.S. government and federal agency obligations, non-U.S. government and agency obligations, bank loans and bridge loans, corporate debt securities, equities and convertible debentures, and other non-derivative financial instruments owned and financial instruments sold, but not yet purchased. See below for the types of cash instruments included in each level of the fair value hierarchy and the valuation techniques and significant inputs used to determine their fair values. See Note 5 for an overview of the firm's fair value measurement policies.

Level 1 Cash Instruments

Level 1 cash instruments include U.S. government obligations and most non-U.S. government obligations, actively traded listed equities, certain government agency obligations and money market instruments. These instruments are valued using quoted prices for identical unrestricted instruments in active markets.

The firm defines active markets for equity instruments based on the average daily trading volume both in absolute terms and relative to the market capitalization for the instrument. The firm defines active markets for debt instruments based on both the average daily trading volume and the number of days with trading activity.

Level 2 Cash Instruments

Level 2 cash instruments include commercial paper, certificates of deposit, time deposits, most government agency obligations, certain non-U.S. government obligations, most corporate debt securities, commodities, certain mortgage-backed loans and securities, certain bank loans and bridge loans, restricted or less liquid listed equities, most state and municipal obligations and certain lending commitments.

Valuations of level 2 cash instruments can be verified to quoted prices, recent trading activity for identical or similar instruments, broker or dealer quotations or alternative pricing sources with reasonable levels of price transparency. Consideration is given to the nature of the quotations (e.g., indicative or firm) and the relationship of recent market activity to the prices provided from alternative pricing sources.

Valuation adjustments are typically made to level 2 cash instruments (i) if the cash instrument is subject to transfer restrictions and/or (ii) for other premiums and liquidity discounts that a market participant would require to arrive at fair value. Valuation adjustments are generally based on market evidence.

Level 3 Cash Instruments

Level 3 cash instruments have one or more significant valuation inputs that are not observable. Absent evidence to the contrary, level 3 cash instruments are initially valued at transaction price, which is considered to be the best initial estimate of fair value. Subsequently, the firm uses other methodologies to determine fair value, which vary based on the type of instrument. Valuation inputs and assumptions are changed when corroborated by substantive observable evidence, including values realized on sales of financial assets.

Notes to Condensed Consolidated Financial Statements (Unaudited)

Valuation Techniques and Significant Inputs

The table below presents the valuation techniques and the fair values of each type of level 3 cash instrument. The nature of significant inputs generally used to determine the

Level 3 Cash Instruments	Valuation Techniques and Significant Inputs
Loans and securities backed by commercial real estate <ul style="list-style-type: none"> • Collateralized by a single commercial real estate property or a portfolio of properties • May include tranches of varying levels of subordination 	Valuation techniques vary by instrument, but are generally based on discounted cash flow techniques. Significant inputs are generally determined based on relative value analyses and include: <ul style="list-style-type: none"> • Transaction prices in both the underlying collateral and instruments with the same or similar underlying collateral and the basis, or price difference, to such prices • Market yields implied by transactions of similar or related assets and/or current levels and changes in market indices such as the CMBX (an index that tracks the performance of commercial mortgage bonds) • Recovery rates implied by the value of the underlying collateral, which is mainly driven by current performance of the underlying collateral, capitalization rates and multiples • Timing of expected future cash flows (duration)
Loans and securities backed by residential real estate <ul style="list-style-type: none"> • Collateralized by portfolios of residential real estate • May include tranches of varying levels of subordination 	Valuation techniques vary by instrument, but are generally based on discounted cash flow techniques. Significant inputs are generally determined based on relative value analyses, which incorporate comparisons to instruments with similar collateral and risk profiles, including relevant indices such as the ABX (an index that tracks the performance of subprime residential mortgage bonds). Significant inputs include: <ul style="list-style-type: none"> • Transaction prices in both the underlying collateral and instruments with the same or similar underlying collateral • Market yields implied by transactions of similar or related assets • Cumulative loss expectations, driven by default rates, home price projections, residential property liquidation timelines and related costs • Duration, driven by underlying loan prepayment speeds and residential property liquidation timelines
Bank loans and bridge loans	Valuation techniques vary by instrument, but are generally based on discounted cash flow techniques. Significant inputs are generally determined based on relative value analyses, which incorporate comparisons both to prices of credit default swaps that reference the same or similar underlying instrument or entity and to other debt instruments for the same issuer for which observable prices or broker quotations are available. Significant inputs include: <ul style="list-style-type: none"> • Market yields implied by transactions of similar or related assets and/or current levels and trends of market indices such as CDX and LCDX (indices that track the performance of corporate credit and loans, respectively) • Current performance and recovery assumptions and, where the firm uses credit default swaps to value the related cash instrument, the cost of borrowing the underlying reference obligation • Duration
Non-U.S. government and agency obligations Corporate debt securities State and municipal obligations Other debt obligations	Valuation techniques vary by instrument, but are generally based on discounted cash flow techniques. Significant inputs are generally determined based on relative value analyses, which incorporate comparisons both to prices of credit default swaps that reference the same or similar underlying instrument or entity and to other debt instruments for the same issuer for which observable prices or broker quotations are available. Significant inputs include: <ul style="list-style-type: none"> • Market yields implied by transactions of similar or related assets and/or current levels and trends of market indices such as CDX, LCDX and MCDX (an index that tracks the performance of municipal obligations) • Current performance and recovery assumptions and, where the firm uses credit default swaps to value the related cash instrument, the cost of borrowing the underlying reference obligation • Duration
Equities and convertible debentures (including private equity investments and investments in real estate entities)	Recent third-party completed or pending transactions (e.g., merger proposals, tender offers, debt restructurings) are considered to be the best evidence for any change in fair value. When these are not available, the following valuation methodologies are used, as appropriate: <ul style="list-style-type: none"> • Industry multiples (primarily EBITDA multiples) and public comparables • Transactions in similar instruments • Discounted cash flow techniques • Third-party appraisals The firm also considers changes in the outlook for the relevant industry and financial performance of the issuer as compared to projected performance. Significant inputs include: <ul style="list-style-type: none"> • Market and transaction multiples • Discount rates, long-term growth rates, earnings compound annual growth rates and capitalization rates • For equity instruments with debt-like features: market yields implied by transactions of similar or related assets, current performance and recovery assumptions, and duration

Notes to Condensed Consolidated Financial Statements (Unaudited)

Significant Unobservable Inputs

The tables below present the ranges of significant unobservable inputs used to value the firm's level 3 cash instruments. These ranges represent the significant unobservable inputs that were used in the valuation of each type of cash instrument. The ranges and weighted averages of these inputs are not representative of the appropriate inputs to use when calculating the fair value of any one cash instrument.

For example, the highest multiple presented in the tables below for private equity investments is appropriate for valuing a specific private equity investment but may not be appropriate for valuing any other private equity investment. Accordingly, the ranges of inputs presented below do not represent uncertainty in, or possible ranges of, fair value measurements of the firm's level 3 cash instruments.

Level 3 Cash Instruments	Level 3 Assets as of March 2013 (in millions)	Significant Unobservable Inputs by Valuation Technique	Range of Significant Unobservable Inputs (Weighted Average ¹) as of March 2013
Loans and securities backed by commercial real estate <ul style="list-style-type: none"> • Collateralized by a single commercial real estate property or a portfolio of properties • May include tranches of varying levels of subordination 	\$3,164	Discounted cash flows: <ul style="list-style-type: none"> • Yield • Recovery rate ³ • Duration (years) ⁴ • Basis 	3.6% to 27.9% (8.6%) 36.0% to 98.3% (71.4%) 0.6 to 7.0 (2.9) (19) points to 16 points (3 points)
Loans and securities backed by residential real estate <ul style="list-style-type: none"> • Collateralized by portfolios of residential real estate • May include tranches of varying levels of subordination 	\$1,683	Discounted cash flows: <ul style="list-style-type: none"> • Yield • Cumulative loss rate • Duration (years) ⁴ 	3.6% to 16.9% (9.1%) 0.0% to 61.8% (29.6%) 1.4 to 8.7 (3.5)
Bank loans and bridge loans	\$11,688	Discounted cash flows: <ul style="list-style-type: none"> • Yield • Recovery rate ³ • Duration (years) ⁴ 	0.4% to 36.5% (8.6%) 28.1% to 85.0% (59.5%) 0.4 to 4.6 (2.2)
Non-U.S. government and agency obligations Corporate debt securities State and municipal obligations Other debt obligations	\$3,678	Discounted cash flows: <ul style="list-style-type: none"> • Yield • Recovery rate ³ • Duration (years) ⁴ 	0.5% to 35.3% (7.8%) 0.0% to 70.0% (64.9%) 0.4 to 14.6 (4.0)
Equities and convertible debentures (including private equity investments and investments in real estate entities)	\$15,224 ²	Comparable multiples: <ul style="list-style-type: none"> • Multiples Discounted cash flows: <ul style="list-style-type: none"> • Discount rate • Long-term growth rate/ compound annual growth rate • Capitalization rate 	0.7x to 25.7x (7.0x) 10.0% to 25.0% (13.9%) 0.7% to 25.0% (9.0%) 3.3% to 11.4% (6.9%)

1. Weighted averages are calculated by weighting each input by the relative fair value of the respective financial instruments.

2. The fair value of any one instrument may be determined using multiple valuation techniques. For example, market comparables and discounted cash flows may be used together to determine fair value. Therefore, the level 3 balance encompasses both of these techniques.

3. Recovery rate is a measure of expected future cash flows in a default scenario, expressed as a percentage of notional or face value of the instrument, and reflects the benefit of credit enhancement on certain instruments.

4. Duration is an estimate of the timing of future cash flows and, in certain cases, may incorporate the impact of other unobservable inputs (e.g., prepayment speeds).

Notes to Condensed Consolidated Financial Statements (Unaudited)

Level 3 Cash Instruments	Level 3 Assets as of December 2012 (in millions)	Significant Unobservable Inputs by Valuation Technique	Range of Significant Unobservable Inputs (Weighted Average ¹) as of December 2012
Loans and securities backed by commercial real estate <ul style="list-style-type: none"> • Collateralized by a single commercial real estate property or a portfolio of properties • May include tranches of varying levels of subordination 	\$3,389	Discounted cash flows: <ul style="list-style-type: none"> • Yield • Recovery rate ³ • Duration (years) ⁴ • Basis 	4.0% to 43.3% (9.8%) 37.0% to 96.2% (81.7%) 0.1 to 7.0 (2.6) (13) points to 18 points (2 points)
Loans and securities backed by residential real estate <ul style="list-style-type: none"> • Collateralized by portfolios of residential real estate • May include tranches of varying levels of subordination 	\$1,619	Discounted cash flows: <ul style="list-style-type: none"> • Yield • Cumulative loss rate • Duration (years) ⁴ 	3.1% to 17.0% (9.7%) 0.0% to 61.6% (31.6%) 1.3 to 5.9 (3.7)
Bank loans and bridge loans	\$11,235	Discounted cash flows: <ul style="list-style-type: none"> • Yield • Recovery rate ³ • Duration (years) ⁴ 	0.3% to 34.5% (8.3%) 16.5% to 85.0% (56.0%) 0.2 to 4.4 (1.9)
Non-U.S. government and agency obligations Corporate debt securities State and municipal obligations Other debt obligations	\$4,651	Discounted cash flows: <ul style="list-style-type: none"> • Yield • Recovery rate ³ • Duration (years) ⁴ 	0.6% to 33.7% (8.6%) 0.0% to 70.0% (53.4%) 0.5 to 15.5 (4.0)
Equities and convertible debentures (including private equity investments and investments in real estate entities)	\$14,855 ²	Comparable multiples: <ul style="list-style-type: none"> • Multiples Discounted cash flows: <ul style="list-style-type: none"> • Discount rate • Long-term growth rate/ compound annual growth rate • Capitalization rate 	0.7x to 21.0x (7.2x) 10.0% to 25.0% (14.3%) 0.7% to 25.0% (9.3%) 3.9% to 11.4% (7.3%)

1. Weighted averages are calculated by weighting each input by the relative fair value of the respective financial instruments.

2. The fair value of any one instrument may be determined using multiple valuation techniques. For example, market comparables and discounted cash flows may be used together to determine fair value. Therefore, the level 3 balance encompasses both of these techniques.

3. Recovery rate is a measure of expected future cash flows in a default scenario, expressed as a percentage of notional or face value of the instrument, and reflects the benefit of credit enhancement on certain instruments.

4. Duration is an estimate of the timing of future cash flows and, in certain cases, may incorporate the impact of other unobservable inputs (e.g., prepayment speeds).

Increases in yield, discount rate, capitalization rate, duration or cumulative loss rate used in the valuation of the firm's level 3 cash instruments would result in a lower fair value measurement, while increases in recovery rate, basis, multiples, long-term growth rate or compound annual

growth rate would result in a higher fair value measurement. Due to the distinctive nature of each of the firm's level 3 cash instruments, the interrelationship of inputs is not necessarily uniform within each product type.

Notes to Condensed Consolidated Financial Statements (Unaudited)

Fair Value of Cash Instruments by Level

The tables below present, by level within the fair value hierarchy, cash instrument assets and liabilities, at fair value. Cash instrument assets and liabilities are included in

“Financial instruments owned, at fair value” and “Financial instruments sold, but not yet purchased, at fair value,” respectively.

Cash Instrument Assets at Fair Value as of March 2013				
<i>in millions</i>	Level 1	Level 2	Level 3	Total
Commercial paper, certificates of deposit, time deposits and other money market instruments	\$ 1,294	\$ 4,411	\$ —	\$ 5,705
U.S. government and federal agency obligations	46,973	49,957	—	96,930
Non-U.S. government and agency obligations	40,379	17,231	47	57,657
Mortgage and other asset-backed loans and securities ¹ :				
Loans and securities backed by commercial real estate	—	3,745	3,164	6,909
Loans and securities backed by residential real estate	—	5,887	1,683	7,570
Bank loans and bridge loans	—	10,779	11,688	22,467
Corporate debt securities ²	132	17,868	2,442	20,442
State and municipal obligations	—	1,885	334	2,219
Other debt obligations ²	—	1,626	855	2,481
Equities and convertible debentures	64,850	9,204	15,224 ³	89,278
Commodities	—	7,695	—	7,695
Total	\$153,628	\$130,288	\$35,437	\$319,353

Cash Instrument Liabilities at Fair Value as of March 2013				
<i>in millions</i>	Level 1	Level 2	Level 3	Total
U.S. government and federal agency obligations	\$ 25,665	\$ 229	\$ —	\$ 25,894
Non-U.S. government and agency obligations	41,389	1,365	—	42,754
Mortgage and other asset-backed loans and securities:				
Loans and securities backed by commercial real estate	—	11	—	11
Loans and securities backed by residential real estate	—	2	—	2
Bank loans and bridge loans	—	1,044	435	1,479
Corporate debt securities	10	6,862	2	6,874
State and municipal obligations	—	7	—	7
Equities and convertible debentures	22,974	1,403	4	24,381
Total	\$ 90,038	\$ 10,923	\$ 441	\$101,402

1. Includes \$609 million and \$452 million of collateralized debt obligations (CDOs) backed by real estate in level 2 and level 3, respectively.

2. Includes \$583 million and \$1.46 billion of CDOs and collateralized loan obligations (CLOs) backed by corporate obligations in level 2 and level 3, respectively.

3. Includes \$13.27 billion of private equity investments, \$1.45 billion of investments in real estate entities and \$508 million of convertible debentures.

Notes to Condensed Consolidated Financial Statements (Unaudited)

<i>in millions</i>	Cash Instrument Assets at Fair Value as of December 2012			
	Level 1	Level 2	Level 3	Total
Commercial paper, certificates of deposit, time deposits and other money market instruments	\$ 2,155	\$ 3,902	\$ —	\$ 6,057
U.S. government and federal agency obligations	42,856	50,385	—	93,241
Non-U.S. government and agency obligations	46,715	15,509	26	62,250
Mortgage and other asset-backed loans and securities ¹ :				
Loans and securities backed by commercial real estate	—	6,416	3,389	9,805
Loans and securities backed by residential real estate	—	6,597	1,619	8,216
Bank loans and bridge loans	—	11,172	11,235	22,407
Corporate debt securities ²	111	18,049	2,821	20,981
State and municipal obligations	—	1,858	619	2,477
Other debt obligations ²	—	1,066	1,185	2,251
Equities and convertible debentures	72,875	8,724	14,855 ³	96,454
Commodities	—	11,696	—	11,696
Total	\$164,712	\$135,374	\$35,749	\$335,835

<i>in millions</i>	Cash Instrument Liabilities at Fair Value as of December 2012			
	Level 1	Level 2	Level 3	Total
U.S. government and federal agency obligations	\$ 15,475	\$ 430	\$ —	\$ 15,905
Non-U.S. government and agency obligations	31,011	1,350	—	32,361
Mortgage and other asset-backed loans and securities:				
Loans and securities backed by residential real estate	—	4	—	4
Bank loans and bridge loans	—	1,143	636	1,779
Corporate debt securities	28	5,731	2	5,761
State and municipal obligations	—	1	—	1
Equities and convertible debentures	19,416	986	4	20,406
Total	\$ 65,930	\$ 9,645	\$ 642	\$ 76,217

1. Includes \$489 million and \$446 million of CDOs backed by real estate in level 2 and level 3, respectively.

2. Includes \$284 million and \$1.76 billion of CDOs and CLOs backed by corporate obligations in level 2 and level 3, respectively.

3. Includes \$12.67 billion of private equity investments, \$1.58 billion of investments in real estate entities and \$600 million of convertible debentures.

Transfers Between Levels of the Fair Value Hierarchy

Transfers between levels of the fair value hierarchy are reported at the beginning of the reporting period in which they occur. During the three months ended March 2013, transfers into level 2 from level 1 of cash instruments were \$43 million, reflecting transfers of public equity securities due to less market activity in these securities.

During the three months ended March 2012, transfers into level 2 from level 1 of cash instruments were \$728 million, consisting of transfers of public equity investments, primarily reflecting the impact of transfer restrictions. See level 3 rollforwards below for further information about transfers between level 2 and level 3.

Notes to Condensed Consolidated Financial Statements (Unaudited)

Level 3 Rollforward

If a cash instrument asset or liability was transferred to level 3 during a reporting period, its entire gain or loss for the period is included in level 3.

Level 3 cash instruments are frequently economically hedged with level 1 and level 2 cash instruments and/or level 1, level 2 or level 3 derivatives. Accordingly, gains or losses that are reported in level 3 can be partially offset by gains or losses attributable to level 1 or level 2 cash

instruments and/or level 1, level 2 or level 3 derivatives. As a result, gains or losses included in the level 3 rollforward below do not necessarily represent the overall impact on the firm's results of operations, liquidity or capital resources.

The tables below present changes in fair value for all cash instrument assets and liabilities categorized as level 3 as of the end of the period.

Level 3 Cash Instrument Assets at Fair Value for the Three Months Ended March 2013

<i>in millions</i>	Balance, beginning of period	Net realized gains/ (losses)	Net unrealized gains/(losses) relating to instruments still held at period-end	Purchases ¹	Sales	Settlements	Transfers into level 3	Transfers out of level 3	Balance, end of period
Non-U.S. government and agency obligations	\$ 26	\$ 3	\$ 2	\$ 28	\$ (9)	\$ (1)	\$ 1	\$ (3)	\$ 47
Mortgage and other asset-backed loans and securities:									
Loans and securities backed by commercial real estate	3,389	36	91	50	(249)	(277)	318	(194)	3,164
Loans and securities backed by residential real estate	1,619	38	25	268	(172)	(56)	104	(143)	1,683
Bank loans and bridge loans	11,235	153	97	1,460	(543)	(1,361)	1,688	(1,041)	11,688
Corporate debt securities	2,821	116	157	301	(728)	(141)	116	(200)	2,442
State and municipal obligations	619	2	1	19	(269)	(1)	—	(37)	334
Other debt obligations	1,185	19	21	192	(210)	(201)	61	(212)	855
Equities and convertible debentures	14,855	70	481	185	(378)	(543)	1,000	(446)	15,224
Total	\$35,749	\$437²	\$875²	\$2,503	\$(2,558)	\$(2,581)	\$3,288	\$(2,276)	\$35,437

Level 3 Cash Instrument Liabilities at Fair Value for the Three Months Ended March 2013

<i>in millions</i>	Balance, beginning of period	Net realized (gains)/ losses	Net unrealized (gains)/losses relating to instruments still held at period-end	Purchases ¹	Sales	Settlements	Transfers into level 3	Transfers out of level 3	Balance, end of period
Total	\$ 642	\$ (4)	\$ (11)	\$ (147)	\$ 97	\$ 3	\$ 22	\$ (161)	\$ 441

1. Includes both originations and secondary market purchases.

2. The aggregate amounts include approximately \$317 million, \$687 million and \$308 million reported in "Market making," "Other principal transactions" and "Interest income," respectively.

The net unrealized gain on level 3 cash instruments of \$886 million (reflecting \$875 million on cash instrument assets and \$11 million on cash instrument liabilities) for the three months ended March 2013 primarily consisted of gains on private equity investments, corporate debt securities and mortgage and other asset-backed loans and securities. Unrealized gains during the three months ended March 2013 primarily reflected the impact of an increase in equity prices and generally tighter credit spreads.

Transfers into level 3 during the three months ended March 2013 primarily reflected transfers of certain bank loans and bridge loans and private equity investments from level 2, principally due to a lack of market transactions in these instruments.

Transfers out of level 3 during the three months ended March 2013 primarily reflected transfers of certain bank loans and bridge loans and private equity investments to level 2. Transfers of bank loans and bridge loans to level 2 were principally due to market transactions in certain loans and unobservable inputs no longer being significant to the valuation of other loans. Transfers of private equity investments to level 2 were principally due to market transactions in these instruments.

Notes to Condensed Consolidated Financial Statements (Unaudited)

Level 3 Cash Instrument Assets at Fair Value for the Three Months Ended March 2012

<i>in millions</i>	Balance, beginning of period	Net realized gains/ (losses)	Net unrealized gains/(losses) relating to instruments still held at period-end	Purchases ¹	Sales	Settlements	Transfers into level 3	Transfers out of level 3	Balance, end of period
Commercial paper, certificates of deposit, time deposits and other money market instruments	\$ —	\$ —	\$ —	\$ 8	\$ —	\$ —	\$ —	\$ —	\$ 8
Non-U.S. government and agency obligations	148	(1)	(59)	7	(8)	—	20	(2)	105
Mortgage and other asset-backed loans and securities:									
Loans and securities backed by commercial real estate	3,346	39	96	295	(276)	(289)	486	(541)	3,156
Loans and securities backed by residential real estate	1,709	43	23	254	(181)	(101)	14	(151)	1,610
Bank loans and bridge loans	11,285	150	206	1,188	(1,246)	(792)	960	(700)	11,051
Corporate debt securities	2,480	92	158	295	(422)	(128)	260	(223)	2,512
State and municipal obligations	599	2	8	20	(39)	(2)	25	(1)	612
Other debt obligations	1,451	44	24	99	(120)	(56)	123	(16)	1,549
Equities and convertible debentures	13,667	39	332	558	(150)	(194)	779	(157)	14,874
Total	\$34,685	\$408²	\$788²	\$2,724	\$(2,442)	\$(1,562)	\$2,667	\$(1,791)	\$35,477

Level 3 Cash Instrument Liabilities at Fair Value for the Three Months Ended March 2012

<i>in millions</i>	Balance, beginning of period	Net realized (gains)/ losses	Net unrealized (gains)/losses relating to instruments still held at period-end	Purchases ¹	Sales	Settlements	Transfers into level 3	Transfers out of level 3	Balance, end of period
Total	\$ 905	\$(34)	\$(68)	\$(326)	\$ 87	\$ 195	\$ 102	\$(114)	\$ 747

1. Includes both originations and secondary market purchases.

2. The aggregate amounts include approximately \$167 million, \$654 million and \$375 million reported in "Market making," "Other principal transactions" and "Interest income," respectively.

The net unrealized gain on level 3 cash instruments of \$856 million (reflecting \$788 million on cash instrument assets and \$68 million on cash instrument liabilities) for the three months ended March 2012 primarily consisted of gains on private equity investments, bank loans and bridge loans, and corporate debt securities, primarily reflecting an increase in global equity prices and tighter credit spreads.

Transfers into level 3 during the three months ended March 2012 primarily reflected transfers from level 2 of certain bank loans and bridge loans, private equity investments, and loans and securities backed by commercial real estate, principally due to reduced transparency of market prices as a result of less market activity in these instruments.

Transfers out of level 3 during the three months ended March 2012 primarily reflected transfers to level 2 of certain bank and bridge loans, and loans and securities backed by commercial real estate, principally due to improved transparency of market prices as a result of market activity in these instruments.

Notes to Condensed Consolidated Financial Statements (Unaudited)

Investments in Funds That Calculate Net Asset Value Per Share

Cash instruments at fair value include investments in funds that are valued based on the net asset value per share (NAV) of the investment fund. The firm uses NAV as its measure of fair value for fund investments when (i) the fund investment does not have a readily determinable fair value and (ii) the NAV of the investment fund is calculated in a manner consistent with the measurement principles of investment company accounting, including measurement of the underlying investments at fair value.

The firm's investments in funds that calculate NAV primarily consist of investments in firm-sponsored funds where the firm co-invests with third-party investors. The private equity, credit and real estate funds are primarily closed-end funds in which the firm's investments are not eligible for redemption. Distributions will be received from these funds as the underlying assets are liquidated and it is estimated that substantially all of the underlying assets of existing funds will be liquidated over the next seven years. The firm continues to manage its existing funds taking into

account the transition periods under the Volcker Rule of the U.S. Dodd-Frank Wall Street Reform and Consumer Protection Act (Dodd-Frank Act), although the rules have not yet been finalized.

The firm's investments in hedge funds are generally redeemable on a quarterly basis with 91 days' notice, subject to a maximum redemption level of 25% of the firm's initial investments at any quarter-end. The firm currently plans to comply with the Volcker Rule by redeeming certain of its interests in hedge funds. Since March 2012, the firm has redeemed approximately \$1.32 billion of these interests in hedge funds, including approximately \$260 million during the three months ended March 2013.

The table below presents the fair value of the firm's investments in, and unfunded commitments to, funds that calculate NAV.

<i>in millions</i>	As of March 2013		As of December 2012	
	Fair Value of Investments	Unfunded Commitments	Fair Value of Investments	Unfunded Commitments
Private equity funds ¹	\$ 7,183	\$2,453	\$ 7,680	\$2,778
Credit funds ²	3,976	2,884	3,927	2,843
Hedge funds ³	2,339	—	2,167	—
Real estate funds ⁴	2,058	868	2,006	870
Total	\$15,556	\$6,205	\$15,780	\$6,491

1. These funds primarily invest in a broad range of industries worldwide in a variety of situations, including leveraged buyouts, recapitalizations, growth investments and distressed investments.

2. These funds generally invest in loans and other fixed income instruments and are focused on providing private high-yield capital for mid- to large-sized leveraged and management buyout transactions, recapitalizations, financings, refinancings, acquisitions and restructurings for private equity firms, private family companies and corporate issuers.

3. These funds are primarily multi-disciplinary hedge funds that employ a fundamental bottom-up investment approach across various asset classes and strategies including long/short equity, credit, convertibles, risk arbitrage, special situations and capital structure arbitrage.

4. These funds invest globally, primarily in real estate companies, loan portfolios, debt recapitalizations and direct property.

Notes to Condensed Consolidated Financial Statements (Unaudited)

Note 7.

Derivatives and Hedging Activities

Derivative Activities

Derivatives are instruments that derive their value from underlying asset prices, indices, reference rates and other inputs, or a combination of these factors. Derivatives may be traded on an exchange (exchange-traded) or they may be privately negotiated contracts, which are usually referred to as over-the-counter (OTC) derivatives. Certain of the firm's OTC derivatives are cleared and settled through central clearing counterparties (OTC-cleared), while others are bilateral contracts between two counterparties (bilateral OTC).

Market-Making. As a market maker, the firm enters into derivative transactions to provide liquidity and to facilitate the transfer and hedging of risk. In this capacity, the firm typically acts as principal and is consequently required to commit capital to provide execution. As a market maker, it is essential to maintain an inventory of financial instruments sufficient to meet expected client and market demands.

Risk Management. The firm also enters into derivatives to actively manage risk exposures that arise from market-making and investing and lending activities in derivative and cash instruments. The firm's holdings and exposures are hedged, in many cases, on either a portfolio or risk-specific basis, as opposed to an instrument-by-instrument basis. The offsetting impact of this economic hedging is reflected in the same business segment as the related revenues. In addition, the firm may enter into derivatives designated as hedges under U.S. GAAP. These derivatives are used to manage foreign currency exposure on the net investment in certain non-U.S. operations and to manage interest rate exposure in certain fixed-rate unsecured long-term and short-term borrowings, and deposits.

The firm enters into various types of derivatives, including:

- **Futures and Forwards.** Contracts that commit counterparties to purchase or sell financial instruments, commodities or currencies in the future.
- **Swaps.** Contracts that require counterparties to exchange cash flows such as currency or interest payment streams. The amounts exchanged are based on the specific terms of the contract with reference to specified rates, financial instruments, commodities, currencies or indices.
- **Options.** Contracts in which the option purchaser has the right, but not the obligation, to purchase from or sell to the option writer financial instruments, commodities or currencies within a defined time period for a specified price.

Derivatives are accounted for at fair value, net of cash collateral received or posted under enforceable credit support agreements. Derivatives are reported on a net-by-counterparty basis (i.e., the net payable or receivable for derivative assets and liabilities for a given counterparty) when a legal right of setoff exists under an enforceable netting agreement. Derivative assets and liabilities are included in "Financial instruments owned, at fair value" and "Financial instruments sold, but not yet purchased, at fair value," respectively. Substantially all gains and losses on derivatives not designated as hedges under ASC 815 are included in "Market making" and "Other principal transactions."

The table below presents the fair value of derivatives on a net-by-counterparty basis.

	As of March 2013		As of December 2012	
	Derivative Assets	Derivative Liabilities	Derivative Assets	Derivative Liabilities
<i>in millions</i>				
Exchange-traded	\$ 4,455	\$ 3,581	\$ 3,772	\$ 2,937
OTC	63,585	48,766	67,404	47,490
Total	\$68,040	\$52,347	\$71,176	\$50,427

Notes to Condensed Consolidated Financial Statements (Unaudited)

The table below presents the fair value and the notional amount of derivative contracts by major product type on a gross basis. Gross fair values exclude the effects of both counterparty netting and collateral, and therefore are not representative of the firm's exposure. OTC derivatives that are cleared with certain clearing organizations are reflected as settled each day. The table below also presents the amounts of counterparty netting and cash collateral that have been offset in the condensed consolidated statements of financial condition, as well as cash and securities collateral

posted and received under enforceable credit support agreements that do not meet the criteria for netting under U.S. GAAP. Where the firm has received or posted collateral under credit support agreements, but has not yet determined such agreements are enforceable, the related collateral has not been netted in the table below. Notional amounts, which represent the sum of gross long and short derivative contracts, provide an indication of the volume of the firm's derivative activity, and do not represent anticipated losses.

<i>in millions</i>	As of March 2013			As of December 2012		
	Derivative Assets	Derivative Liabilities	Notional Amount	Derivative Assets	Derivative Liabilities	Notional Amount
Derivatives not accounted for as hedges						
Interest rates	\$ 518,022	\$ 482,433	\$36,083,019	\$ 584,584	\$ 545,605	\$34,891,763
Exchange-traded	86	70	2,621,038	47	26	2,502,867
OTC-cleared	14,700	15,837	16,298,152	8,847	11,011	14,678,349
Bilateral OTC	503,236	466,526	17,163,829	575,690	534,568	17,710,547
Credit	81,669	72,495	3,632,242	85,816	74,927	3,615,757
OTC-cleared	3,595	3,348	323,457	3,359	2,638	304,100
Bilateral OTC	78,074	69,147	3,308,785	82,457	72,289	3,311,657
Currencies	69,534	62,197	4,053,493	72,128	60,808	3,833,114
Exchange-traded	45	68	13,815	31	82	12,341
OTC-cleared	31	20	8,723	14	14	5,487
Bilateral OTC	69,458	62,109	4,030,955	72,083	60,712	3,815,286
Commodities	22,246	21,752	819,726	23,320	24,350	774,115
Exchange-traded	5,491	4,640	396,230	5,360	5,040	344,823
OTC-cleared	31	40	874	26	23	327
Bilateral OTC	16,724	17,072	422,622	17,934	19,287	428,965
Equities	51,672	48,082	1,339,285	49,483	43,681	1,202,181
Exchange-traded	9,636	9,606	495,994	9,409	8,864	441,494
Bilateral OTC	42,036	38,476	843,291	40,074	34,817	760,687
Subtotal	743,143	686,959	45,927,765	815,331	749,371	44,316,930
Derivatives accounted for as hedges						
Interest rates	20,825	180	132,886	23,772	66	128,302
OTC-cleared	9	—	66	—	—	—
Bilateral OTC	20,816	180	132,820	23,772	66	128,302
Currencies	37	39	8,427	21	86	8,452
OTC-cleared	—	—	84	—	—	3
Bilateral OTC	37	39	8,343	21	86	8,449
Subtotal	20,862	219	141,313	23,793	152	136,754
Gross fair value/notional amount of derivatives	\$ 764,005¹	\$ 687,178¹	\$46,069,078	\$ 839,124¹	\$ 749,523¹	\$44,453,684
Amounts that have been offset in the condensed consolidated statements of financial condition						
Counterparty netting	(607,096)	(607,096)		(668,460)	(668,460)	
Exchange-traded	(10,803)	(10,803)		(11,075)	(11,075)	
OTC-cleared	(17,146)	(17,146)		(11,507)	(11,507)	
Bilateral OTC	(579,147)	(579,147)		(645,878)	(645,878)	
Cash collateral	(88,869)	(27,735)		(99,488)	(30,636)	
OTC-cleared	(335)	(2,028)		(468)	(2,160)	
Bilateral OTC	(88,534)	(25,707)		(99,020)	(28,476)	
Fair value included in financial instruments owned/ financial instruments sold, but not yet purchased	\$ 68,040	\$ 52,347		\$ 71,176	\$ 50,427	
Amounts that have not been offset in the condensed consolidated statements of financial condition						
Cash collateral received/posted	(937)	(3,706)		(812)	(2,994)	
Securities collateral received/posted	(16,172)	(14,384)		(17,225)	(14,262)	
Total	\$ 50,931	\$ 34,257		\$ 53,139	\$ 33,171	

1. Includes derivative assets and derivative liabilities of \$25.43 billion and \$27.30 billion, respectively, as of March 2013, and derivative assets and derivative liabilities of \$24.62 billion and \$25.73 billion, respectively, as of December 2012, which are not subject to an enforceable netting agreement or are subject to a netting agreement that the firm has not yet determined to be enforceable.

Notes to Condensed Consolidated Financial Statements (Unaudited)

Valuation Techniques for Derivatives

The firm's level 2 and level 3 derivatives are valued using derivative pricing models (e.g., models that incorporate option pricing methodologies, Monte Carlo simulations and discounted cash flows). Price transparency of derivatives can generally be characterized by product type.

Interest Rate. In general, the prices and other inputs used to value interest rate derivatives are transparent, even for long-dated contracts. Interest rate swaps and options denominated in the currencies of leading industrialized nations are characterized by high trading volumes and tight bid/offer spreads. Interest rate derivatives that reference indices, such as an inflation index, or the shape of the yield curve (e.g., 10-year swap rate vs. 2-year swap rate) are more complex, but the prices and other inputs are generally observable.

Credit. Price transparency for credit default swaps, including both single names and baskets of credits, varies by market and underlying reference entity or obligation. Credit default swaps that reference indices, large corporates and major sovereigns generally exhibit the most price transparency. For credit default swaps with other underliers, price transparency varies based on credit rating, the cost of borrowing the underlying reference obligations, and the availability of the underlying reference obligations for delivery upon the default of the issuer. Credit default swaps that reference loans, asset-backed securities and emerging market debt instruments tend to have less price transparency than those that reference corporate bonds. In addition, more complex credit derivatives, such as those sensitive to the correlation between two or more underlying reference obligations, generally have less price transparency.

Currency. Prices for currency derivatives based on the exchange rates of leading industrialized nations, including those with longer tenors, are generally transparent. The primary difference between the price transparency of developed and emerging market currency derivatives is that emerging markets tend to be observable for contracts with shorter tenors.

Commodity. Commodity derivatives include transactions referenced to energy (e.g., oil and natural gas), metals (e.g., precious and base) and soft commodities (e.g., agricultural). Price transparency varies based on the underlying commodity, delivery location, tenor and product quality (e.g., diesel fuel compared to unleaded gasoline). In general, price transparency for commodity derivatives is greater for contracts with shorter tenors and contracts that are more closely aligned with major and/or benchmark commodity indices.

Equity. Price transparency for equity derivatives varies by market and underlier. Options on indices and the common stock of corporates included in major equity indices exhibit the most price transparency. Equity derivatives generally have observable market prices, except for contracts with long tenors or reference prices that differ significantly from current market prices. More complex equity derivatives, such as those sensitive to the correlation between two or more individual stocks, generally have less price transparency.

Liquidity is essential to observability of all product types. If transaction volumes decline, previously transparent prices and other inputs may become unobservable. Conversely, even highly structured products may at times have trading volumes large enough to provide observability of prices and other inputs. See Note 5 for an overview of the firm's fair value measurement policies.

Level 1 Derivatives

Level 1 derivatives include short-term contracts for future delivery of securities when the underlying security is a level 1 instrument, and exchange-traded derivatives if they are actively traded and are valued at their quoted market price.

Level 2 Derivatives

Level 2 derivatives include OTC derivatives for which all significant valuation inputs are corroborated by market evidence and exchange-traded derivatives that are not actively traded and/or that are valued using models that calibrate to market-clearing levels of OTC derivatives.

The selection of a particular model to value a derivative depends on the contractual terms of and specific risks inherent in the instrument, as well as the availability of pricing information in the market. For derivatives that trade in liquid markets, model selection does not involve significant management judgment because outputs of models can be calibrated to market-clearing levels.

Notes to Condensed Consolidated Financial Statements (Unaudited)

Valuation models require a variety of inputs, such as contractual terms, market prices, yield curves, discount rates (including those derived from interest rates on collateral received and posted as specified in credit support agreements for collateralized derivatives), credit curves, measures of volatility, prepayment rates, loss severity rates and correlations of such inputs. Inputs to the valuations of level 2 derivatives can be verified to market transactions, broker or dealer quotations or other alternative pricing sources with reasonable levels of price transparency. Consideration is given to the nature of the quotations (e.g., indicative or firm) and the relationship of recent market activity to the prices provided from alternative pricing sources.

Level 3 Derivatives

Level 3 derivatives are valued using models which utilize observable level 1 and/or level 2 inputs, as well as unobservable level 3 inputs.

- For the majority of the firm's interest rate and currency derivatives classified within level 3, significant unobservable inputs include correlations of certain currencies and interest rates (e.g., the correlation between Euro inflation and Euro interest rates) and specific interest rate volatilities.
- For level 3 credit derivatives, significant unobservable inputs include illiquid credit spreads, which are unique to specific reference obligations and reference entities, recovery rates and certain correlations required to value credit and mortgage derivatives (e.g., the likelihood of default of the underlying reference obligation relative to one another).
- For level 3 equity derivatives, significant unobservable inputs generally include equity volatility inputs for options that are very long-dated and/or have strike prices that differ significantly from current market prices. In addition, the valuation of certain structured trades requires the use of level 3 correlation inputs, such as the correlation of the price performance of two or more individual stocks or the correlation of the price performance for a basket of stocks to another asset class such as commodities.

- For level 3 commodity derivatives, significant unobservable inputs include volatilities for options with strike prices that differ significantly from current market prices and prices or spreads for certain products for which the product quality or physical location of the commodity is not aligned with benchmark indices.

Subsequent to the initial valuation of a level 3 derivative, the firm updates the level 1 and level 2 inputs to reflect observable market changes and any resulting gains and losses are recorded in level 3. Level 3 inputs are changed when corroborated by evidence such as similar market transactions, third-party pricing services and/or broker or dealer quotations or other empirical market data. In circumstances where the firm cannot verify the model value by reference to market transactions, it is possible that a different valuation model could produce a materially different estimate of fair value. See below for further information about significant unobservable inputs used in the valuation of level 3 derivatives.

Valuation Adjustments

Valuation adjustments are integral to determining the fair value of derivative portfolios and are used to adjust the mid-market valuations produced by derivative pricing models to the appropriate exit price valuation. These adjustments incorporate bid/offer spreads, the cost of liquidity, credit valuation adjustments (CVA) and funding valuation adjustments, which account for the credit and funding risk inherent in the uncollateralized portion of derivative portfolios. Market-based inputs are generally used when calibrating valuation adjustments to market-clearing levels.

In addition, for derivatives that include significant unobservable inputs, the firm makes model or exit price adjustments to account for the valuation uncertainty present in the transaction.

Notes to Condensed Consolidated Financial Statements (Unaudited)

Significant Unobservable Inputs

The tables below present the ranges of significant unobservable inputs used to value the firm's level 3 derivatives. These ranges represent the significant unobservable inputs that were used in the valuation of each type of derivative. The ranges, averages and medians of these inputs are not representative of the appropriate inputs to use when calculating the fair value of any one derivative.

For example, the highest correlation presented in the tables below for interest rate derivatives is appropriate for valuing a specific interest rate derivative but may not be appropriate for valuing any other interest rate derivative. Accordingly, the ranges of inputs presented below do not represent uncertainty in, or possible ranges of, fair value measurements of the firm's level 3 derivatives.

Level 3 Derivative Product Type	Net Level 3 Assets/(Liabilities) as of March 2013 (in millions)	Significant Unobservable Inputs of Derivative Pricing Models	Range of Significant Unobservable Inputs (Average / Median) ¹ as of March 2013
Interest rates	\$(305)	Correlation ² Volatility	22% to 84% (64% / 65%) 37 basis points per annum (bpa) to 59 bpa (48 bpa / 47 bpa)
Credit	\$5,882	Correlation ² Credit spreads Recovery rates	5% to 96% (52% / 50%) 3 bps to 6,149 bps (319 bps / 136 bps) ³ 20% to 88% (53% / 50%)
Currencies	\$(289)	Correlation ²	65% to 84% (75% / 77%)
Commodities	\$(27)	Volatility Spread per million British Thermal units (MMBTU) of natural gas Price per megawatt hour of power Price per barrel of oil	9% to 56% (23% / 23%) \$(0.71) to \$3.80 (\$(0.02) / \$(0.01)) \$17.26 to \$60.18 (\$36.21 / \$35.82) \$88.68 to \$103.73 (\$94.06 / \$94.31)
Equities	\$(1,135)	Correlation ² Volatility	29% to 98% (55% / 53%) 9% to 67% (27% / 25%)

1. Averages represent the arithmetic average of the inputs and are not weighted by the relative fair value or notional of the respective financial instruments. An average greater than the median indicates that the majority of inputs are below the average.

2. The range of unobservable inputs for correlation across derivative product types (i.e., cross-asset correlation) was (58)% to 82% (Average: 24% / Median: 33%) as of March 2013.

3. The difference between the average and the median for the credit spreads input indicates that the majority of the inputs fall in the lower end of the range.

Notes to Condensed Consolidated Financial Statements (Unaudited)

Level 3 Derivative Product Type	Net Level 3 Assets/(Liabilities) as of December 2012 <i>(in millions)</i>	Significant Unobservable Inputs of Derivative Pricing Models	Range of Significant Unobservable Inputs (Average / Median) ¹ as of December 2012
Interest rates	\$(355)	Correlation ² Volatility	22% to 97% (67% / 68%) 37 bpa to 59 bpa (48 bpa / 47 bpa)
Credit	\$6,228	Correlation ² Credit spreads Recovery rates	5% to 95% (50% / 50%) 9 bps to 2,341 bps (225 bps / 140 bps) ³ 15% to 85% (54% / 53%)
Currencies	\$35	Correlation ²	65% to 87% (76% / 79%)
Commodities	\$(304)	Volatility Spread per MMBTU of natural gas Price per megawatt hour of power Price per barrel of oil	13% to 53% (30% / 29%) \$(0.61) to \$6.07 (\$0.02 / \$0.00) \$17.30 to \$57.39 (\$33.17 / \$32.80) \$86.64 to \$98.43 (\$92.76 / \$93.62)
Equities	\$(1,248)	Correlation ² Volatility	48% to 98% (68% / 67%) 15% to 73% (31% / 30%)

1. Averages represent the arithmetic average of the inputs and are not weighted by the relative fair value or notional of the respective financial instruments. An average greater than the median indicates that the majority of inputs are below the average.

2. The range of unobservable inputs for correlation across derivative product types (i.e., cross-asset correlation) was (51)% to 66% (Average: 30% / Median: 35%) as of December 2012.

3. The difference between the average and the median for the credit spreads input indicates that the majority of the inputs fall in the lower end of the range.

Notes to Condensed Consolidated Financial Statements (Unaudited)

Range of Significant Unobservable Inputs

The following provides further information about the ranges of significant unobservable inputs used to value the firm's level 3 derivative instruments.

- **Correlation:** Ranges for correlation cover a variety of underliers both within one market (e.g., equity index and equity single stock names) and across markets (e.g., correlation of a commodity price and a foreign exchange rate), as well as across regions. Generally, cross-asset correlation inputs are used to value more complex instruments and are lower than correlation inputs on assets within the same derivative product type.
- **Volatility:** Ranges for volatility cover numerous underliers across a variety of markets, maturities and strike prices. For example, volatility of equity indices is generally lower than volatility of single stocks.
- **Credit spreads and recovery rates:** The ranges for credit spreads and recovery rates cover a variety of underliers (index and single names), regions, sectors, maturities and credit qualities (high-yield and investment-grade). The broad range of this population gives rise to the width of the ranges of significant unobservable inputs.
- **Commodity prices and spreads:** The ranges for commodity prices and spreads cover variability in products, maturities and locations, as well as peak and off-peak prices.

Sensitivity of Fair Value Measurement to Changes in Significant Unobservable Inputs

The following provides a description of the directional sensitivity of the firm's level 3 fair value measurements to changes in significant unobservable inputs, in isolation. Due to the distinctive nature of each of the firm's level 3 derivatives, the interrelationship of inputs is not necessarily uniform within each product type.

- **Correlation:** In general, for contracts where the holder benefits from the convergence of the underlying asset or index prices (e.g., interest rates, credit spreads, foreign exchange rates, inflation rates and equity prices), an increase in correlation results in a higher fair value measurement.
- **Volatility:** In general, for purchased options an increase in volatility results in a higher fair value measurement.
- **Credit spreads and recovery rates:** In general, the fair value of purchased credit protection increases as credit spreads increase or recovery rates decrease. Credit spreads and recovery rates are strongly related to distinctive risk factors of the underlying reference obligations, which include reference entity-specific factors such as leverage, volatility and industry, market-based risk factors, such as borrowing costs or liquidity of the underlying reference obligation, and macro-economic conditions.
- **Commodity prices and spreads:** In general, for contracts where the holder is receiving a commodity, an increase in the spread (price difference from a benchmark index due to differences in quality or delivery location) or price results in a higher fair value measurement.

Notes to Condensed Consolidated Financial Statements (Unaudited)

Fair Value of Derivatives by Level

The tables below present the fair value of derivatives on a gross basis by level and major product type. Gross fair values exclude the effects of both counterparty

netting and collateral, and therefore are not representative of the firm's exposure.

Derivative Assets at Fair Value as of March 2013

<i>in millions</i>	Level 1	Level 2	Level 3	Cross-Level Netting	Total
Interest rates	\$ 26	\$ 538,655	\$ 166	\$ —	\$ 538,847
Credit	—	71,039	10,630	—	81,669
Currencies	—	68,953	618	—	69,571
Commodities	—	21,765	481	—	22,246
Equities	28	51,062	582	—	51,672
Gross fair value of derivative assets	54	751,474	12,477	—	764,005
Counterparty netting ¹	—	(601,944)	(3,193)	(1,959) ³	(607,096)
Subtotal	\$ 54	\$ 149,530	\$ 9,284	\$(1,959)	\$ 156,909
Cash collateral ²					(88,869)
Fair value included in financial instruments owned					\$ 68,040

Derivative Liabilities at Fair Value as of March 2013

<i>in millions</i>	Level 1	Level 2	Level 3	Cross-Level Netting	Total
Interest rates	\$ 29	\$ 482,113	\$ 471	\$ —	\$ 482,613
Credit	—	67,747	4,748	—	72,495
Currencies	—	61,329	907	—	62,236
Commodities	—	21,244	508	—	21,752
Equities	119	46,246	1,717	—	48,082
Gross fair value of derivative liabilities	148	678,679	8,351	—	687,178
Counterparty netting ¹	—	(601,944)	(3,193)	(1,959) ³	(607,096)
Subtotal	\$148	\$ 76,735	\$ 5,158	\$(1,959)	\$ 80,082
Cash collateral ²					(27,735)
Fair value included in financial instruments sold, but not yet purchased					\$ 52,347

1. Represents the netting of receivable balances with payable balances for the same counterparty under enforceable netting agreements.

2. Represents the netting of cash collateral received and posted on a counterparty basis under enforceable credit support agreements.

3. Represents the netting of receivable balances with payable balances for the same counterparty across levels of the fair value hierarchy under enforceable netting agreements.

Notes to Condensed Consolidated Financial Statements (Unaudited)

Derivative Assets at Fair Value as of December 2012

<i>in millions</i>	Level 1	Level 2	Level 3	Cross-Level Netting	Total
Interest rates	\$13	\$ 608,151	\$ 192	\$ —	\$ 608,356
Credit	—	74,907	10,909	—	85,816
Currencies	—	71,157	992	—	72,149
Commodities	—	22,697	623	—	23,320
Equities	43	48,698	742	—	49,483
Gross fair value of derivative assets	56	825,610	13,458	—	839,124
Counterparty netting ¹	—	(662,798)	(3,538)	(2,124) ³	(668,460)
Subtotal	\$56	\$ 162,812	\$ 9,920	\$(2,124)	\$ 170,664
Cash collateral ²					(99,488)
Fair value included in financial instruments owned					\$ 71,176

Derivative Liabilities at Fair Value as of December 2012

<i>in millions</i>	Level 1	Level 2	Level 3	Cross-Level Netting	Total
Interest rates	\$14	\$ 545,110	\$ 547	\$ —	\$ 545,671
Credit	—	70,246	4,681	—	74,927
Currencies	—	59,937	957	—	60,894
Commodities	—	23,423	927	—	24,350
Equities	50	41,641	1,990	—	43,681
Gross fair value of derivative liabilities	64	740,357	9,102	—	749,523
Counterparty netting ¹	—	(662,798)	(3,538)	(2,124) ³	(668,460)
Subtotal	\$64	\$ 77,559	\$ 5,564	\$(2,124)	\$ 81,063
Cash collateral ²					(30,636)
Fair value included in financial instruments sold, but not yet purchased					\$ 50,427

1. Represents the netting of receivable balances with payable balances for the same counterparty under enforceable netting agreements.
2. Represents the netting of cash collateral received and posted on a counterparty basis under enforceable credit support agreements.
3. Represents the netting of receivable balances with payable balances for the same counterparty across levels of the fair value hierarchy under enforceable netting agreements.

Notes to Condensed Consolidated Financial Statements (Unaudited)

Level 3 Rollforward

If a derivative was transferred to level 3 during a reporting period, its entire gain or loss for the period is included in level 3. Transfers between levels are reported at the beginning of the reporting period in which they occur. In the tables below, negative amounts for transfers into level 3 and positive amounts for transfers out of level 3 represent net transfers of derivative liabilities.

Gains and losses on level 3 derivatives should be considered in the context of the following:

- A derivative with level 1 and/or level 2 inputs is classified in level 3 in its entirety if it has at least one significant level 3 input.
- If there is one significant level 3 input, the entire gain or loss from adjusting only observable inputs (i.e., level 1 and level 2 inputs) is classified as level 3.

- Gains or losses that have been reported in level 3 resulting from changes in level 1 or level 2 inputs are frequently offset by gains or losses attributable to level 1 or level 2 derivatives and/or level 1, level 2 and level 3 cash instruments. As a result, gains/(losses) included in the level 3 rollforward below do not necessarily represent the overall impact on the firm's results of operations, liquidity or capital resources.

The tables below present changes in fair value for all derivatives categorized as level 3 as of the end of the period.

Level 3 Derivative Assets and Liabilities at Fair Value for the Three Months Ended March 2013

<i>in millions</i>	Asset/ (liability) balance, beginning of period	Net realized gains/ (losses)	Net unrealized gains/(losses) relating to instruments still held at period-end	Purchases	Sales	Settlements	Transfers into level 3	Transfers out of level 3	Asset/ (liability) balance, end of period
Interest rates — net	\$ (355)	\$ (6)	\$ 30	\$ 5	\$ —	\$ 51	\$ (14)	\$ (16)	\$ (305)
Credit — net	6,228	(3)	18	75	(46)	(527)	230	(93)	5,882
Currencies — net	35	(8)	(329)	2	(3)	26	40	(52)	(289)
Commodities — net	(304)	22	167	38	(21)	(22)	19	74	(27)
Equities — net	(1,248)	(32)	(170)	39	(488)	141	(51)	674	(1,135)
Total derivatives — net	\$ 4,356	\$ (27)¹	\$ (284)^{1,2}	\$ 159	\$ (558)	\$ (331)	\$ 224	\$ 587	\$ 4,126

1. The aggregate amounts include approximately \$(193) million and \$(118) million reported in "Market making" and "Other principal transactions," respectively.

2. Principally resulted from changes in level 2 inputs.

The net unrealized loss on level 3 derivatives of \$284 million for the three months ended March 2013 was primarily attributable to changes in foreign exchange rates on certain currency derivatives and increases in equity prices on certain equity derivatives, partially offset by the impact of a decline in volatility on certain commodity derivatives.

Transfers into level 3 derivatives during the three months ended March 2013 primarily reflected transfers of certain credit derivative assets from level 2, principally due to reduced transparency of credit spread inputs used to value these derivatives.

Transfers out of level 3 derivatives during the three months ended March 2013 primarily reflected transfers of certain equity derivative liabilities to level 2, principally due to unobservable inputs no longer being significant to the valuation of these derivatives.

Notes to Condensed Consolidated Financial Statements (Unaudited)

Level 3 Derivative Assets and Liabilities at Fair Value for the Three Months Ended March 2012

<i>in millions</i>	Asset/ (liability) balance, beginning of period	Net realized gains/ (losses)	Net unrealized gains/(losses) relating to instruments still held at period-end	Purchases	Sales	Settlements	Transfers into level 3	Transfers out of level 3	Asset/ (liability) balance, end of period
Interest rates — net	\$ (371)	\$(63)	\$ 32	\$ 3	\$ (1)	\$ 164	\$ 8	\$ (12)	\$ (240)
Credit — net	6,300	10	(308)	75	(73)	(553)	1,332	(281)	6,502
Currencies — net	842	(6)	(266)	1	(7)	(234)	2	58	390
Commodities — net	(605)	40	206	99	(99)	41	100	119	(99)
Equities — net	(432)	(25)	(277)	73	(100)	306	15	(80)	(520)
Total derivatives — net	\$5,734	\$(44) ¹	\$(613) ^{1, 2}	\$251	\$(280)	\$(276)	\$1,457	\$(196)	\$6,033

1. The aggregate amounts include approximately \$(444) million and \$(213) million reported in “Market making” and “Other principal transactions,” respectively.

2. Principally resulted from changes in level 2 inputs.

The net unrealized loss on level 3 derivatives of \$613 million for the three months ended March 2012 was primarily attributable to the impact of tighter credit spreads, increases in equity prices and changes in foreign exchange rates on the underlying derivatives, partially offset by the impact of changes in commodity prices.

Transfers into level 3 derivatives during the three months ended March 2012 primarily reflected transfers of certain credit derivative assets from level 2, primarily due to unobservable inputs becoming significant to the valuation of these derivatives.

Transfers out of level 3 derivatives during the three months ended March 2012 primarily reflected transfers to level 2 of certain credit derivative assets, principally due to unobservable inputs no longer being significant to the valuation of these derivatives.

Impact of Credit Spreads on Derivatives

On an ongoing basis, the firm realizes gains or losses relating to changes in credit risk through the unwind of derivative contracts and changes in credit mitigants.

The net loss, including hedges, attributable to the impact of changes in credit exposure and credit spreads (counterparty and the firm's) on derivatives was \$83 million and \$179 million for the three months ended March 2013 and March 2012, respectively.

Bifurcated Embedded Derivatives

The table below presents the fair value and the notional amount of derivatives that have been bifurcated from their related borrowings. These derivatives, which are recorded at fair value, primarily consist of interest rate, equity and commodity products and are included in “Unsecured short-term borrowings” and “Unsecured long-term borrowings” with the related borrowings. See Note 8 for further information.

<i>in millions</i>	As of	
	March 2013	December 2012
Fair value of assets	\$ 275	\$ 320
Fair value of liabilities	367	398
Net asset/(liability)	\$ (92)	\$ (78)
Notional amount	\$10,188	\$10,567

Notes to Condensed Consolidated Financial Statements (Unaudited)

OTC Derivatives

The tables below present the fair values of OTC derivative assets and liabilities by tenor and by product type. Tenor is based on expected duration for mortgage-related credit

derivatives and generally on remaining contractual maturity for other derivatives.

in millions

OTC Derivatives as of March 2013

Assets Product Type	0 - 12 Months	1 - 5 Years	5 Years or Greater	Total
Interest rates	\$ 8,817	\$27,020	\$72,111	\$107,948
Credit	2,025	11,105	7,804	20,934
Currencies	11,086	7,780	8,561	27,427
Commodities	4,037	3,666	398	8,101
Equities	5,326	7,626	6,235	19,187
Netting across product types ¹	(2,279)	(5,857)	(4,380)	(12,516)
Subtotal	\$29,012	\$51,340	\$90,729	\$171,081
Cross maturity netting ²				(18,627)
Cash collateral ³				(88,869)
Total				\$ 63,585

Liabilities Product Type	0 - 12 Months	1 - 5 Years	5 Years or Greater	Total
Interest rates	\$ 4,126	\$17,437	\$30,165	\$ 51,728
Credit	764	7,645	3,352	11,761
Currencies	9,732	5,161	5,176	20,069
Commodities	3,815	2,597	2,046	8,458
Equities	6,189	5,487	3,952	15,628
Netting across product types ¹	(2,279)	(5,857)	(4,380)	(12,516)
Subtotal	\$22,347	\$32,470	\$40,311	\$ 95,128
Cross maturity netting ²				(18,627)
Cash collateral ³				(27,735)
Total				\$ 48,766

1. Represents the netting of receivable balances with payable balances for the same counterparty across product types within a tenor category under enforceable netting agreements. Receivable and payable balances with the same counterparty in the same product type and tenor category are netted within such product type and tenor category.

2. Represents the netting of receivable balances with payable balances for the same counterparty across tenor categories under enforceable netting agreements.

3. Represents the netting of cash collateral received and posted on a counterparty basis under enforceable credit support agreements.

Notes to Condensed Consolidated Financial Statements (Unaudited)

in millions

OTC Derivatives as of December 2012

Assets Product Type	0 - 12 Months	1 - 5 Years	5 Years or Greater	Total
Interest rates	\$10,318	\$28,445	\$ 80,449	\$119,212
Credit	2,190	12,244	7,970	22,404
Currencies	11,100	8,379	11,044	30,523
Commodities	3,840	3,862	304	8,006
Equities	3,757	7,730	6,957	18,444
Netting across product types ¹	(2,811)	(5,831)	(5,082)	(13,724)
Subtotal	\$28,394	\$54,829	\$101,642	\$184,865
Cross maturity netting ²				(17,973)
Cash collateral ³				(99,488)
Total				\$ 67,404

Liabilities Product Type	0 - 12 Months	1 - 5 Years	5 Years or Greater	Total
Interest rates	\$ 6,266	\$17,860	\$ 32,422	\$ 56,548
Credit	809	7,537	3,168	11,514
Currencies	8,586	4,849	5,782	19,217
Commodities	3,970	3,119	2,267	9,356
Equities	3,775	5,476	3,937	13,188
Netting across product types ¹	(2,811)	(5,831)	(5,082)	(13,724)
Subtotal	\$20,595	\$33,010	\$ 42,494	\$ 96,099
Cross maturity netting ²				(17,973)
Cash collateral ³				(30,636)
Total				\$ 47,490

1. Represents the netting of receivable balances with payable balances for the same counterparty across product types within a tenor category under enforceable netting agreements. Receivable and payable balances with the same counterparty in the same product type and tenor category are netted within such product type and tenor category.
2. Represents the netting of receivable balances with payable balances for the same counterparty across tenor categories under enforceable netting agreements.
3. Represents the netting of cash collateral received and posted on a counterparty basis under enforceable credit support agreements.

Notes to Condensed Consolidated Financial Statements (Unaudited)

Derivatives with Credit-Related Contingent Features

Certain of the firm's derivatives have been transacted under bilateral agreements with counterparties who may require the firm to post collateral or terminate the transactions based on changes in the firm's credit ratings. The firm assesses the impact of these bilateral agreements by determining the collateral or termination payments that would occur assuming a downgrade by all rating agencies. A downgrade by any one rating agency, depending on the agency's relative ratings of the firm at the time of the downgrade, may have an impact which is comparable to the impact of a downgrade by all rating agencies. The table below presents the aggregate fair value of net derivative liabilities under such agreements (excluding application of collateral posted to reduce these liabilities), the related aggregate fair value of the assets posted as collateral, and the additional collateral or termination payments that could have been called at the reporting date by counterparties in the event of a one-notch and two-notch downgrade in the firm's credit ratings.

<i>in millions</i>	As of	
	March 2013	December 2012
Net derivative liabilities under bilateral agreements	\$27,925	\$27,885
Collateral posted	24,378	24,296
Additional collateral or termination payments for a one-notch downgrade	1,597	1,534
Additional collateral or termination payments for a two-notch downgrade	2,476	2,500

Credit Derivatives

The firm enters into a broad array of credit derivatives in locations around the world to facilitate client transactions and to manage the credit risk associated with market-making and investing and lending activities. Credit derivatives are actively managed based on the firm's net risk position.

Credit derivatives are individually negotiated contracts and can have various settlement and payment conventions. Credit events include failure to pay, bankruptcy, acceleration of indebtedness, restructuring, repudiation and dissolution of the reference entity.

Credit Default Swaps. Single-name credit default swaps protect the buyer against the loss of principal on one or more bonds, loans or mortgages (reference obligations) in the event the issuer (reference entity) of the reference obligations suffers a credit event. The buyer of protection pays an initial or periodic premium to the seller and receives

protection for the period of the contract. If there is no credit event, as defined in the contract, the seller of protection makes no payments to the buyer of protection. However, if a credit event occurs, the seller of protection is required to make a payment to the buyer of protection, which is calculated in accordance with the terms of the contract.

Credit Indices, Baskets and Tranches. Credit derivatives may reference a basket of single-name credit default swaps or a broad-based index. If a credit event occurs in one of the underlying reference obligations, the protection seller pays the protection buyer. The payment is typically a pro-rata portion of the transaction's total notional amount based on the underlying defaulted reference obligation. In certain transactions, the credit risk of a basket or index is separated into various portions (tranches), each having different levels of subordination. The most junior tranches cover initial defaults and once losses exceed the notional amount of these junior tranches, any excess loss is covered by the next most senior tranche in the capital structure.

Total Return Swaps. A total return swap transfers the risks relating to economic performance of a reference obligation from the protection buyer to the protection seller. Typically, the protection buyer receives from the protection seller a floating rate of interest and protection against any reduction in fair value of the reference obligation, and in return the protection seller receives the cash flows associated with the reference obligation, plus any increase in the fair value of the reference obligation.

Credit Options. In a credit option, the option writer assumes the obligation to purchase or sell a reference obligation at a specified price or credit spread. The option purchaser buys the right, but does not assume the obligation, to sell the reference obligation to, or purchase it from, the option writer. The payments on credit options depend either on a particular credit spread or the price of the reference obligation.

The firm economically hedges its exposure to written credit derivatives primarily by entering into offsetting purchased credit derivatives with identical underlyings. Substantially all of the firm's purchased credit derivative transactions are with financial institutions and are subject to stringent collateral thresholds. In addition, upon the occurrence of a specified trigger event, the firm may take possession of the reference obligations underlying a particular written credit derivative, and consequently may, upon liquidation of the reference obligations, recover amounts on the underlying reference obligations in the event of default.

Notes to Condensed Consolidated Financial Statements (Unaudited)

As of March 2013, written and purchased credit derivatives had total gross notional amounts of \$1.77 trillion and \$1.86 trillion, respectively, for total net notional purchased protection of \$88.75 billion. As of December 2012, written and purchased credit derivatives had total gross notional amounts of \$1.76 trillion and \$1.86 trillion, respectively, for total net notional purchased protection of \$98.33 billion.

The table below presents certain information about credit derivatives. In the table below:

- fair values exclude the effects of both netting of receivable balances with payable balances under enforceable netting agreements, and netting of cash received or posted under enforceable credit support agreements, and therefore are not representative of the firm's credit exposure;

- tenor is based on expected duration for mortgage-related credit derivatives and on remaining contractual maturity for other credit derivatives; and
- the credit spread on the underlying, together with the tenor of the contract, are indicators of payment/performance risk. The firm is less likely to pay or otherwise be required to perform where the credit spread and the tenor are lower.

\$ in millions	Maximum Payout/Notional Amount of Written Credit Derivatives by Tenor				Maximum Payout/Notional Amount of Purchased Credit Derivatives		Fair Value of Written Credit Derivatives		
	0 - 12 Months	1 - 5 Years	5 Years or Greater	Total	Offsetting Purchased Credit Derivatives ¹	Other Purchased Credit Derivatives ²	Asset	Liability	Net Asset/ (Liability)
As of March 2013									
Credit spread on underlying (basis points)									
0-250	\$364,116	\$ 990,658	\$118,650	\$1,473,424	\$1,353,367	\$203,517	\$29,211	\$ 7,923	\$21,288
251-500	12,780	143,576	37,314	193,670	174,983	19,548	4,290	8,350	(4,060)
501-1,000	5,061	42,215	5,520	52,796	50,663	5,137	440	3,326	(2,886)
Greater than 1,000	10,214	40,936	2,936	54,086	47,216	8,291	520	20,588	(20,068)
Total	\$392,171	\$1,217,385	\$164,420	\$1,773,976	\$1,626,229	\$236,493	\$34,461	\$40,187	\$ (5,726)

As of December 2012

Credit spread on underlying (basis points)

0-250	\$360,289	\$ 989,941	\$103,481	\$1,453,711	\$1,343,561	\$201,459	\$28,817	\$ 8,249	\$20,568
251-500	13,876	126,659	35,086	175,621	157,371	19,063	4,284	7,848	(3,564)
501-1,000	9,209	52,012	5,619	66,840	60,456	8,799	769	4,499	(3,730)
Greater than 1,000	11,453	49,721	3,622	64,796	57,774	10,812	568	21,970	(21,402)
Total	\$394,827	\$1,218,333	\$147,808	\$1,760,968	\$1,619,162	\$240,133	\$34,438	\$42,566	\$ (8,128)

1. Offsetting purchased credit derivatives represent the notional amount of purchased credit derivatives to the extent they economically hedge written credit derivatives with identical underlyings.

2. This purchased protection represents the notional amount of purchased credit derivatives in excess of the notional amount included in "Offsetting Purchased Credit Derivatives."

Hedge Accounting

The firm applies hedge accounting for (i) certain interest rate swaps used to manage the interest rate exposure of certain fixed-rate unsecured long-term and short-term borrowings and certain fixed-rate certificates of deposit and (ii) certain foreign currency forward contracts and foreign currency-denominated debt used to manage foreign currency exposures on the firm's net investment in certain non-U.S. operations.

To qualify for hedge accounting, the derivative hedge must be highly effective at reducing the risk from the exposure being hedged. Additionally, the firm must formally document the hedging relationship at inception and test the hedging relationship at least on a quarterly basis to ensure the derivative hedge continues to be highly effective over the life of the hedging relationship.

Notes to Condensed Consolidated Financial Statements (Unaudited)

Interest Rate Hedges

The firm designates certain interest rate swaps as fair value hedges. These interest rate swaps hedge changes in fair value attributable to the relevant benchmark interest rate (e.g., London Interbank Offered Rate (LIBOR)), effectively converting a substantial portion of fixed-rate obligations into floating-rate obligations.

The firm applies a statistical method that utilizes regression analysis when assessing the effectiveness of its fair value hedging relationships in achieving offsetting changes in the fair values of the hedging instrument and the risk being hedged (i.e., interest rate risk). An interest rate swap is considered highly effective in offsetting changes in fair value attributable to changes in the hedged risk when the regression analysis results in a coefficient of determination of 80% or greater and a slope between 80% and 125%.

For qualifying fair value hedges, gains or losses on derivatives are included in "Interest expense." The change in fair value of the hedged item attributable to the risk being hedged is reported as an adjustment to its carrying value and is subsequently amortized into interest expense over its remaining life. Gains or losses resulting from hedge ineffectiveness are included in "Interest expense." When a derivative is no longer designated as a hedge, any remaining difference between the carrying value and par value of the hedged item is amortized to interest expense over the remaining life of the hedged item using the effective interest method. See Note 23 for further information about interest income and interest expense.

The table below presents the gains/(losses) from interest rate derivatives accounted for as hedges, the related hedged borrowings and bank deposits, and the hedge ineffectiveness on these derivatives.

<i>in millions</i>	Three Months Ended March	
	2013	2012
Interest rate hedges	\$(1,843)	\$(2,238)
Hedged borrowings and bank deposits	1,393	1,778
Hedge ineffectiveness ¹	\$ (450)	\$ (460)

1. Primarily consisted of amortization of prepaid credit spreads resulting from the passage of time.

Net Investment Hedges

The firm seeks to reduce the impact of fluctuations in foreign exchange rates on its net investment in certain non-U.S. operations through the use of foreign currency forward contracts and foreign currency-denominated debt. For foreign currency forward contracts designated as hedges, the effectiveness of the hedge is assessed based on the overall changes in the fair value of the forward contracts (i.e., based on changes in forward rates). For foreign currency-denominated debt designated as a hedge, the effectiveness of the hedge is assessed based on changes in spot rates.

For qualifying net investment hedges, the gains or losses on the hedging instruments, to the extent effective, are included in "Currency translation adjustment, net of tax" within the condensed consolidated statements of comprehensive income.

The table below presents the gains/(losses) from net investment hedging.

<i>in millions</i>	Three Months Ended March	
	2013	2012
Currency hedges	\$220	\$(212)
Foreign currency-denominated debt hedges	220	221

The gain/(loss) related to ineffectiveness and the gain/(loss) reclassified to earnings from accumulated other comprehensive income were not material for the three months ended March 2013 and March 2012.

As of March 2013 and December 2012, the firm had designated \$2.55 billion and \$2.77 billion, respectively, of foreign currency-denominated debt, included in "Unsecured long-term borrowings" and "Unsecured short-term borrowings," as hedges of net investments in non-U.S. subsidiaries.

Notes to Condensed Consolidated Financial Statements (Unaudited)

Note 8.

Fair Value Option

Other Financial Assets and Financial Liabilities at Fair Value

In addition to all cash and derivative instruments included in “Financial instruments owned, at fair value” and “Financial instruments sold, but not yet purchased, at fair value,” the firm has elected to account for certain of its other financial assets and financial liabilities at fair value under the fair value option.

The primary reasons for electing the fair value option are to:

- reflect economic events in earnings on a timely basis;
- mitigate volatility in earnings from using different measurement attributes (e.g., transfers of financial instruments owned accounted for as financings are recorded at fair value whereas the related secured financing would be recorded on an accrual basis absent electing the fair value option); and
- address simplification and cost-benefit considerations (e.g., accounting for hybrid financial instruments at fair value in their entirety versus bifurcation of embedded derivatives and hedge accounting for debt hosts).

Hybrid financial instruments are instruments that contain bifurcated embedded derivatives and do not require settlement by physical delivery of non-financial assets (e.g., physical commodities). If the firm elects to bifurcate the embedded derivative from the associated debt, the derivative is accounted for at fair value and the host contract is accounted for at amortized cost, adjusted for the effective portion of any fair value hedges. If the firm does not elect to bifurcate, the entire hybrid financial instrument is accounted for at fair value under the fair value option.

Other financial assets and financial liabilities accounted for at fair value under the fair value option include:

- repurchase agreements and substantially all resale agreements;
- securities borrowed and loaned within Fixed Income, Currency and Commodities Client Execution;
- substantially all other secured financings, including transfers of assets accounted for as financings rather than sales;

- certain unsecured short-term borrowings, consisting of all promissory notes and commercial paper and certain hybrid financial instruments;
- certain unsecured long-term borrowings, including certain prepaid commodity transactions and certain hybrid financial instruments;
- certain insurance and reinsurance contract assets and liabilities and certain guarantees;
- certain receivables from customers and counterparties, including transfers of assets accounted for as secured loans rather than purchases and certain margin loans;
- certain time deposits issued by the firm’s bank subsidiaries (deposits with no stated maturity are not eligible for a fair value option election), including structured certificates of deposit, which are hybrid financial instruments; and
- certain subordinated liabilities issued by consolidated VIEs.

These financial assets and financial liabilities at fair value are generally valued based on discounted cash flow techniques, which incorporate inputs with reasonable levels of price transparency, and are generally classified as level 2 because the inputs are observable. Valuation adjustments may be made for liquidity and for counterparty and the firm’s credit quality.

See below for information about the significant inputs used to value other financial assets and financial liabilities at fair value, including the ranges of significant unobservable inputs used to value the level 3 instruments within these categories. These ranges represent the significant unobservable inputs that were used in the valuation of each type of other financial assets and financial liabilities at fair value. The ranges and weighted averages of these inputs are not representative of the appropriate inputs to use when calculating the fair value of any one instrument. For example, the highest yield presented below for resale and repurchase agreements is appropriate for valuing a specific agreement in that category but may not be appropriate for valuing any other agreements in that category. Accordingly, the ranges of inputs presented below do not represent uncertainty in, or possible ranges of, fair value measurements of the firm’s level 3 other financial assets and financial liabilities.

Notes to Condensed Consolidated Financial Statements (Unaudited)

Resale and Repurchase Agreements and Securities Borrowed and Loaned. The significant inputs to the valuation of resale and repurchase agreements and securities borrowed and loaned are collateral funding spreads, the amount and timing of expected future cash flows and interest rates. The ranges of significant unobservable inputs used to value level 3 resale and repurchase agreements are as follows:

As of March 2013:

- Yield: 1.8% to 5.2% (weighted average: 1.9%)
- Duration: 1.1 to 4.4 years (weighted average: 4.2 years)

As of December 2012:

- Yield: 1.7% to 5.4% (weighted average: 1.9%)
- Duration: 0.4 to 4.5 years (weighted average: 4.1 years)

Generally, increases in yield or duration, in isolation, would result in a lower fair value measurement. Due to the distinctive nature of each of the firm's level 3 resale and repurchase agreements, the interrelationship of inputs is not necessarily uniform across such agreements.

See Note 9 for further information about collateralized agreements.

Other Secured Financings. The significant inputs to the valuation of other secured financings at fair value are the amount and timing of expected future cash flows, interest rates, collateral funding spreads, the fair value of the collateral delivered by the firm (which is determined using the amount and timing of expected future cash flows, market prices, market yields and recovery assumptions) and the frequency of additional collateral calls. The ranges of significant unobservable inputs used to value level 3 other secured financings are as follows:

As of March 2013:

- Funding spreads: 42 bps to 210 bps (weighted average: 111 bps)
- Yield: 2.7% to 15.9% (weighted average: 10.0%)
- Duration: 0.6 to 10.5 years (weighted average: 3.8 years)

As of December 2012:

- Yield: 0.3% to 20.0% (weighted average: 4.2%)
- Duration: 0.3 to 10.8 years (weighted average: 2.4 years)

Generally, increases in funding spreads, yield or duration, in isolation, would result in a lower fair value measurement. Due to the distinctive nature of each of the

firm's level 3 other secured financings, the interrelationship of inputs is not necessarily uniform across such financings.

See Note 9 for further information about collateralized financings.

Unsecured Short-term and Long-term Borrowings.

The significant inputs to the valuation of unsecured short-term and long-term borrowings at fair value are the amount and timing of expected future cash flows, interest rates, the credit spreads of the firm, as well as commodity prices in the case of prepaid commodity transactions. The inputs used to value the embedded derivative component of hybrid financial instruments are consistent with the inputs used to value the firm's other derivative instruments. See Note 7 for further information about derivatives. See Notes 15 and 16 for further information about unsecured short-term and long-term borrowings, respectively.

Certain of the firm's unsecured short-term and long-term instruments are included in level 3, substantially all of which are hybrid financial instruments. As the significant unobservable inputs used to value hybrid financial instruments primarily relate to the embedded derivative component of these borrowings, these inputs are incorporated in the firm's derivative disclosures related to unobservable inputs in Note 7.

Insurance and Reinsurance Contracts. Insurance and reinsurance contracts at fair value are primarily included in "Receivables from customers and counterparties" and "Other liabilities and accrued expenses." In addition, assets related to the firm's reinsurance business that were classified as held for sale as of March 2013 and December 2012 are included in "Other assets." The insurance and reinsurance contracts for which the firm has elected the fair value option are contracts that can be settled only in cash and that qualify for the fair value option because they are recognized financial instruments. These contracts are valued using market transactions and other market evidence where possible, including market-based inputs to models, calibration to market-clearing transactions or other alternative pricing sources with reasonable levels of price transparency. Significant inputs are interest rates, inflation rates, volatilities, funding spreads, yield and duration, which incorporates policy lapse and projected mortality assumptions. When unobservable inputs to a valuation model are significant to the fair value measurement of an instrument, the instrument is classified in level 3. The ranges of significant unobservable inputs used to value level 3 insurance and reinsurance contracts are as follows:

Notes to Condensed Consolidated Financial Statements (Unaudited)

As of March 2013:

- Funding spreads: 33 bps to 49 bps (weighted average: 40 bps)
- Yield: 3.6% to 11.3% (weighted average: 6.2%)
- Duration: 7.6 to 10.5 years (weighted average: 9.1 years)

As of December 2012:

- Funding spreads: 39 bps to 61 bps (weighted average: 49 bps)
- Yield: 4.4% to 15.1% (weighted average: 6.2%)
- Duration: 5.3 to 8.8 years (weighted average: 7.6 years)

Generally, increases in funding spreads, yield or duration, in isolation, would result in a lower fair value measurement. Due to the distinctive nature of each of the firm's level 3 insurance and reinsurance contracts, the interrelationship of inputs is not necessarily uniform across such contracts.

Receivables from Customers and Counterparties.

Receivables from customers and counterparties at fair value, excluding insurance and reinsurance contracts, are primarily comprised of transfers of assets accounted for as secured loans rather than purchases. The significant inputs to the valuation of such receivables are commodity prices, interest rates, the amount and timing of expected future cash flows and funding spreads. The ranges of significant unobservable inputs used to value level 3 receivables from customers and counterparties are as follows:

As of March 2013:

- Funding spreads: 74 bps to 84 bps (weighted average: 81 bps)

As of December 2012:

- Funding spreads: 85 bps to 99 bps (weighted average: 99 bps)

Generally, an increase in funding spreads would result in a lower fair value measurement.

Receivables from customers and counterparties not accounted for at fair value are accounted for at amortized cost net of estimated uncollectible amounts, which generally approximates fair value. Such receivables are primarily comprised of customer margin loans and collateral posted in connection with certain derivative transactions. While these items are carried at amounts that approximate fair value, they are not accounted for at fair value under the fair value option or at fair value in accordance with other U.S. GAAP and therefore are not included in the firm's fair value hierarchy in Notes 6, 7 and 8. Had these items been included in the firm's fair value hierarchy, substantially all would have been classified in level 2 as of March 2013. Receivables from customers and counterparties not accounted for at fair value also includes loans held for investment, which are primarily comprised of collateralized loans to private wealth management clients and corporate loans. As of March 2013 and December 2012, the carrying value of such loans was \$7.88 billion and \$6.50 billion, respectively, which generally approximated fair value. As of March 2013, had these loans been carried at fair value and included in the fair value hierarchy, \$2.77 billion and \$5.09 billion would have been classified in level 2 and level 3, respectively. As of December 2012, had these loans been carried at fair value and included in the fair value hierarchy, \$2.41 billion and \$4.06 billion would have been classified in level 2 and level 3, respectively.

Deposits. The significant inputs to the valuation of time deposits are interest rates and the amount and timing of future cash flows. The inputs used to value the embedded derivative component of hybrid financial instruments are consistent with the inputs used to value the firm's other derivative instruments. See Note 7 for further information about derivatives. See Note 14 for further information about deposits.

The firm's deposits that are included in level 3 are hybrid financial instruments. As the significant unobservable inputs used to value hybrid financial instruments primarily relate to the embedded derivative component of these deposits, these inputs are incorporated in the firm's derivative disclosures related to unobservable inputs in Note 7.

Notes to Condensed Consolidated Financial Statements (Unaudited)

Fair Value of Other Financial Assets and Financial Liabilities by Level

The tables below present, by level within the fair value hierarchy, other financial assets and financial liabilities

accounted for at fair value primarily under the fair value option.

Other Financial Assets at Fair Value as of March 2013				
<i>in millions</i>	Level 1	Level 2	Level 3	Total
Securities segregated for regulatory and other purposes ¹	\$17,670	\$ 5,006	\$ —	\$ 22,676
Securities purchased under agreements to resell	—	158,179	104	158,283
Securities borrowed	—	54,879	—	54,879
Receivables from customers and counterparties	—	6,521	633	7,154
Other assets ²	4,377	8,506	565 ³	13,448
Total	\$22,047	\$233,091	\$ 1,302	\$256,440

Other Financial Liabilities at Fair Value as of March 2013				
<i>in millions</i>	Level 1	Level 2	Level 3	Total
Deposits	\$ —	\$ 6,672	\$ 398	\$ 7,070
Securities sold under agreements to repurchase	—	153,579	1,777	155,356
Securities loaned	—	2,423	—	2,423
Other secured financings	—	27,317	1,165	28,482
Unsecured short-term borrowings	—	15,563	2,735	18,298
Unsecured long-term borrowings	—	10,440	1,808	12,248
Other liabilities and accrued expenses	—	565	11,277 ⁴	11,842
Total	\$ —	\$216,559	\$19,160	\$235,719

1. Includes securities segregated for regulatory and other purposes accounted for at fair value under the fair value option, which consists of securities borrowed and resale agreements. The table above includes \$17.67 billion of level 1 securities segregated for regulatory and other purposes accounted for at fair value under other U.S. GAAP, consisting of U.S. Treasury securities and money market instruments.

2. Consists of assets classified as held for sale related to the firm's reinsurance business, primarily consisting of securities accounted for as available-for-sale and insurance separate account assets which are accounted for at fair value under other U.S. GAAP.

3. Substantially all of the balance consists of insurance contracts and derivatives classified as held for sale. See "Insurance and Reinsurance Contracts" above and Note 7 for further information about valuation techniques and inputs related to insurance contracts and derivatives, respectively.

4. Includes \$873 million of liabilities classified as held for sale related to the firm's reinsurance business accounted for at fair value under the fair value option.

Notes to Condensed Consolidated Financial Statements (Unaudited)

<i>in millions</i>	Other Financial Assets at Fair Value as of December 2012			
	Level 1	Level 2	Level 3	Total
Securities segregated for regulatory and other purposes ¹	\$21,549	\$ 8,935	\$ —	\$ 30,484
Securities purchased under agreements to resell	—	141,053	278	141,331
Securities borrowed	—	38,395	—	38,395
Receivables from customers and counterparties	—	7,225	641	7,866
Other assets ²	4,420	8,499	507 ³	13,426
Total	\$25,969	\$204,107	\$ 1,426	\$231,502

<i>in millions</i>	Other Financial Liabilities at Fair Value as of December 2012			
	Level 1	Level 2	Level 3	Total
Deposits	\$ —	\$ 4,741	\$ 359	\$ 5,100
Securities sold under agreements to repurchase	—	169,880	1,927	171,807
Securities loaned	—	1,558	—	1,558
Other secured financings	—	28,925	1,412	30,337
Unsecured short-term borrowings	—	15,011	2,584	17,595
Unsecured long-term borrowings	—	10,676	1,917	12,593
Other liabilities and accrued expenses	—	769	11,274 ⁴	12,043
Total	\$ —	\$231,560	\$19,473	\$251,033

1. Includes securities segregated for regulatory and other purposes accounted for at fair value under the fair value option, which consists of securities borrowed and resale agreements. The table above includes \$21.55 billion of level 1 securities segregated for regulatory and other purposes accounted for at fair value under other U.S. GAAP, consisting of U.S. Treasury securities and money market instruments.

2. Consists of assets classified as held for sale related to the firm's reinsurance business, primarily consisting of securities accounted for as available-for-sale and insurance separate account assets which are accounted for at fair value under other U.S. GAAP.

3. Consists of insurance contracts and derivatives classified as held for sale. See "Insurance and Reinsurance Contracts" above and Note 7 for further information about valuation techniques and inputs related to insurance contracts and derivatives, respectively.

4. Includes \$692 million of liabilities classified as held for sale related to the firm's reinsurance business accounted for at fair value under the fair value option.

Notes to Condensed Consolidated Financial Statements (Unaudited)

Transfers Between Levels of the Fair Value Hierarchy

Transfers between levels of the fair value hierarchy are reported at the beginning of the reporting period in which they occur. There were no transfers of other financial assets and financial liabilities between level 1 and level 2 during the three months ended March 2013 and March 2012. The tables below present information about transfers between level 2 and level 3.

Level 3 Rollforward

If a financial asset or financial liability was transferred to level 3 during a reporting period, its entire gain or loss for the period is included in level 3.

The tables below present changes in fair value for other financial assets and financial liabilities accounted for at fair value categorized as level 3 as of the end of the period. Level 3 other financial assets and liabilities are frequently economically hedged with cash instruments and derivatives. Accordingly, gains or losses that are reported in level 3 can be partially offset by gains or losses attributable to level 1, 2 or 3 cash instruments or derivatives. As a result, gains or losses included in the level 3 rollforward below do not necessarily represent the overall impact on the firm's results of operations, liquidity or capital resources.

Level 3 Other Financial Assets at Fair Value for the Three Months Ended March 2013

<i>in millions</i>	Balance, beginning of period	Net realized gains/(losses)	Net unrealized gains/(losses) relating to instruments still held at period-end	Purchases	Sales	Issuances	Settlements	Transfers into level 3	Transfers out of level 3	Balance, end of period
Securities purchased under agreements to resell	\$ 278	\$ 1	\$ —	\$ —	\$ —	\$ —	\$ (16)	\$ —	\$(159)	\$ 104
Receivables from customers and counterparties	641	—	(8)	—	—	—	—	—	—	633
Other assets	507	—	4	7	—	—	—	47	—	565
Total	\$ 1,426	\$ 1¹	\$ (4)¹	\$ 7	\$ —	\$ —	\$ (16)	\$ 47	\$(159)	\$ 1,302

1. The aggregate amounts include gains/(losses) of approximately \$(4) million and \$1 million reported in "Market making" and "Interest income," respectively.

Level 3 Other Financial Liabilities at Fair Value for the Three Months Ended March 2013

<i>in millions</i>	Balance, beginning of period	Net realized gains/(losses)	Net unrealized gains/(losses) relating to instruments still held at period-end	Purchases	Sales	Issuances	Settlements	Transfers into level 3	Transfers out of level 3	Balance, end of period
Deposits	\$ 359	\$ —	\$ 4	\$ —	\$ —	\$ 36	\$ (1)	\$ —	\$ —	\$ 398
Securities sold under agreements to repurchase, at fair value	1,927	—	—	—	—	—	(150)	—	—	1,777
Other secured financings	1,412	1	(19)	—	—	394	(750)	127	—	1,165
Unsecured short-term borrowings	2,584	3	(11)	—	—	453	(491)	290	(93)	2,735
Unsecured long-term borrowings	1,917	9	(42)	(3)	—	175	(214)	59	(93)	1,808
Other liabilities and accrued expenses	11,274	(13)	(191)	304	—	—	(97)	—	—	11,277
Total	\$19,473	\$ —¹	\$(259)¹	\$301	\$ —	\$1,058	\$(1,703)	\$476	\$(186)	\$19,160

1. The aggregate amounts include gains/(losses) of approximately \$337 million, \$(77) million and \$(1) million reported in "Market making," "Other principal transactions" and "Interest expense," respectively.

The net unrealized gain on level 3 other financial liabilities of \$259 million for the three months ended March 2013 primarily reflected a net gain on certain insurance liabilities, principally due to changes in foreign exchange rates, partially offset by the impact of changes in inflation and tighter funding spreads.

Transfers out of level 3 of other financial assets during the three months ended March 2013 reflected transfers of certain resale agreements to level 2, principally due to increased price transparency as a result of market transactions in similar instruments.

Notes to Condensed Consolidated Financial Statements (Unaudited)

Transfers into level 3 of other financial liabilities during the three months ended March 2013 primarily reflected transfers of certain hybrid financial instruments from level 2, principally due to reduced transparency of certain correlation and volatility inputs used to value these instruments.

Transfers out of level 3 of other financial liabilities during the three months ended March 2013 primarily reflected transfers of certain hybrid financial instruments to level 2, principally due to increased transparency of certain correlation and volatility inputs used to value certain instruments, and unobservable inputs no longer being significant to the valuation of other instruments.

Level 3 Other Financial Assets at Fair Value for the Three Months Ended March 2012

<i>in millions</i>	Balance, beginning of period	Net realized gains/(losses)	Net unrealized gains/(losses) relating to instruments still held at period-end	Purchases	Sales	Issuances	Settlements	Transfers into level 3	Transfers out of level 3	Balance, end of period
Securities purchased under agreements to resell	\$ 557	\$ 1	\$ 30	\$535	\$—	\$—	\$(167)	\$—	\$—	\$ 956
Receivables from customers and counterparties	795	—	9	—	—	—	—	—	(373)	431
Total	\$ 1,352	\$ 1¹	\$ 39¹	\$535	\$—	\$—	\$(167)	\$—	\$(373)	\$ 1,387

1. The aggregate amounts include gains of approximately \$37 million and \$3 million reported in "Market making" and "Interest income," respectively.

Level 3 Other Financial Liabilities at Fair Value for the Three Months Ended March 2012

<i>in millions</i>	Balance, beginning of period	Net realized (gains)/losses	Net unrealized (gains)/losses relating to instruments still held at period-end	Purchases	Sales	Issuances	Settlements	Transfers into level 3	Transfers out of level 3	Balance, end of period
Deposits	\$ 13	\$—	\$(6)	\$—	\$—	\$89	\$—	\$—	\$—	\$ 96
Securities sold under agreements to repurchase, at fair value	2,181	—	—	—	—	—	(133)	—	—	2,048
Other secured financings	1,752	1	(1)	—	—	24	(465)	14	(43)	1,282
Unsecured short-term borrowings	3,294	(16)	152	(13)	—	129	(118)	167	(220)	3,375
Unsecured long-term borrowings	2,191	11	176	—	—	155	(116)	134	(241)	2,310
Other liabilities and accrued expenses	8,996	4	50	—	—	—	(85)	—	—	8,965
Total	\$18,427	\$—¹	\$371¹	\$(13)	\$—	\$397	\$(917)	\$315	\$(504)	\$18,076

1. The aggregate amounts include losses of approximately \$355 million, \$15 million and \$1 million reported in "Market making," "Other principal transactions" and "Interest expense," respectively.

The net unrealized gain/(loss) on level 3 other financial assets and liabilities at fair value of \$(332) million (reflecting \$39 million on other financial assets and \$(371) million on other financial liabilities) for the three months ended March 2012 primarily consisted of losses on unsecured short-term and long-term borrowings. These losses primarily reflected losses on certain equity-linked notes, principally due to an increase in global equity prices, which are level 2 inputs.

Transfers out of level 3 related to other financial assets during the three months ended March 2012 reflected transfers to level 2 of certain insurance receivables, primarily due to increased transparency of the mortality inputs used to value these receivables.

Transfers into level 3 related to other financial liabilities during the three months ended March 2012 primarily reflected transfers from level 2 of certain unsecured short-term and long-term borrowings, principally due to reduced transparency of the correlation and volatility inputs used to value certain hybrid financial instruments.

Transfers out of level 3 related to other financial liabilities during the three months ended March 2012 primarily reflected transfers to level 2 of certain unsecured short-term and long-term borrowings, principally due to increased transparency of the correlation and volatility inputs used to value certain hybrid financial instruments.

Notes to Condensed Consolidated Financial Statements (Unaudited)

Gains and Losses on Financial Assets and Financial Liabilities Accounted for at Fair Value Under the Fair Value Option

The table below presents the gains and losses recognized as a result of the firm electing to apply the fair value option to certain financial assets and financial liabilities. These gains and losses are included in “Market making” and “Other principal transactions.” The table below also includes gains and losses on the embedded derivative component of hybrid financial instruments included in unsecured short-term borrowings, unsecured long-term borrowings and deposits. These gains and losses would have been recognized under

other U.S. GAAP even if the firm had not elected to account for the entire hybrid instrument at fair value.

The amounts in the table exclude contractual interest, which is included in “Interest income” and “Interest expense,” for all instruments other than hybrid financial instruments. See Note 23 for further information about interest income and interest expense.

	Gains/(Losses) on Financial Assets and Financial Liabilities at Fair Value Under the Fair Value Option	
	Three Months Ended March	
	2013	2012
<i>in millions</i>		
Receivables from customers and counterparties ¹	\$ (12)	\$ 44
Other secured financings	(110)	(148)
Unsecured short-term borrowings ²	(148)	(895)
Unsecured long-term borrowings ³	198	(599)
Other liabilities and accrued expenses ⁴	192	(61)
Other ⁵	(15)	(12)
Total	\$ 105	\$(1,671)

1. Primarily consists of gains/(losses) on certain reinsurance contracts and certain transfers accounted for as receivables rather than purchases.

2. Includes losses on the embedded derivative component of hybrid financial instruments of \$130 million and \$853 million for the three months ended March 2013 and March 2012, respectively.

3. Includes gains/(losses) on the embedded derivative component of hybrid financial instruments of \$284 million and \$(368) million for the three months ended March 2013 and March 2012, respectively.

4. Primarily consists of gains/(losses) on certain insurance contracts.

5. Primarily consists of gains/(losses) on resale and repurchase agreements, securities borrowed and loaned and deposits.

Excluding the gains and losses on the instruments accounted for under the fair value option described above, “Market making” and “Other principal transactions”

primarily represent gains and losses on “Financial instruments owned, at fair value” and “Financial instruments sold, but not yet purchased, at fair value.”

Notes to Condensed Consolidated Financial Statements (Unaudited)

Loans and Lending Commitments

The table below presents the difference between the aggregate fair value and the aggregate contractual principal amount for loans and long-term receivables for which the fair value option was elected.

<i>in millions</i>	As of	
	March 2013	December 2012
Aggregate contractual principal amount of performing loans and long-term receivables in excess of the related fair value	\$ 2,105	\$ 2,742
Aggregate contractual principal amount of loans on nonaccrual status and/or more than 90 days past due in excess of the related fair value	21,830	22,610
Total¹	\$23,935	\$25,352
Aggregate fair value of loans on nonaccrual status and/or more than 90 days past due	\$ 2,232	\$ 1,832

1. The aggregate contractual principal exceeds the related fair value primarily because the firm regularly purchases loans, such as distressed loans, at values significantly below contractual principal amounts.

As of March 2013 and December 2012, the fair value of unfunded lending commitments for which the fair value option was elected was a liability of \$1.43 billion and \$1.99 billion, respectively, and the related total contractual amount of these lending commitments was \$55.92 billion and \$59.29 billion, respectively. See Note 18 for further information about lending commitments.

Long-term Debt Instruments

The aggregate contractual principal amount of long-term other secured financings for which the fair value option was elected exceeded the related fair value by \$134 million and \$115 million as of March 2013 and December 2012, respectively. The fair value of unsecured long-term borrowings for which the fair value option was elected exceeded the related aggregate contractual principal amount by \$140 million and \$379 million as of March 2013 and December 2012, respectively. The amounts above include both principal and non-principal-protected long-term borrowings.

Impact of Credit Spreads on Loans and Lending Commitments

The estimated net gain attributable to changes in instrument-specific credit spreads on loans and lending commitments for which the fair value option was elected was \$794 million and \$973 million for the three months ended March 2013 and March 2012, respectively. Changes in the fair value of loans and lending commitments are primarily attributable to changes in instrument-specific credit spreads. Substantially all of the firm's performing loans and lending commitments are floating-rate.

Impact of Credit Spreads on Borrowings

The table below presents the net gains/(losses) attributable to the impact of changes in the firm's own credit spreads on borrowings for which the fair value option was elected. The firm calculates the fair value of borrowings by discounting future cash flows at a rate which incorporates the firm's credit spreads.

<i>in millions</i>	Three Months Ended March	
	2013	2012
Net gains/(losses) including hedges	\$ (77)	\$(224)
Net gains/(losses) excluding hedges	(109)	(289)

Notes to Condensed Consolidated Financial Statements (Unaudited)

Note 9.

Collateralized Agreements and Financings

Collateralized agreements are securities purchased under agreements to resell (resale agreements) and securities borrowed. Collateralized financings are securities sold under agreements to repurchase (repurchase agreements), securities loaned and other secured financings. The firm enters into these transactions in order to, among other things, facilitate client activities, invest excess cash, acquire securities to cover short positions and finance certain firm activities.

Collateralized agreements and financings are presented on a net-by-counterparty basis when a legal right of setoff exists. Interest on collateralized agreements and collateralized financings is recognized over the life of the transaction and included in "Interest income" and "Interest expense," respectively. See Note 23 for further information about interest income and interest expense.

The table below presents the carrying value of resale and repurchase agreements and securities borrowed and loaned transactions.

<i>in millions</i>	As of	
	March 2013	December 2012
Securities purchased under agreements to resell ¹	\$158,506	\$141,334
Securities borrowed ²	172,041	136,893
Securities sold under agreements to repurchase ¹	155,356	171,807
Securities loaned ²	20,669	13,765

1. Substantially all resale and repurchase agreements are carried at fair value under the fair value option. See Note 8 for further information about the valuation techniques and significant inputs used to determine fair value.

2. As of March 2013 and December 2012, \$54.88 billion and \$38.40 billion of securities borrowed, and \$2.42 billion and \$1.56 billion of securities loaned were at fair value, respectively.

Resale and Repurchase Agreements

A resale agreement is a transaction in which the firm purchases financial instruments from a seller, typically in exchange for cash, and simultaneously enters into an agreement to resell the same or substantially the same financial instruments to the seller at a stated price plus accrued interest at a future date.

A repurchase agreement is a transaction in which the firm sells financial instruments to a buyer, typically in exchange for cash, and simultaneously enters into an agreement to repurchase the same or substantially the same financial instruments from the buyer at a stated price plus accrued interest at a future date.

The financial instruments purchased or sold in resale and repurchase agreements typically include U.S. government and federal agency, and investment-grade sovereign obligations.

The firm receives financial instruments purchased under resale agreements, makes delivery of financial instruments sold under repurchase agreements, monitors the market value of these financial instruments on a daily basis, and delivers or obtains additional collateral due to changes in the market value of the financial instruments, as appropriate. For resale agreements, the firm typically requires delivery of collateral with a fair value approximately equal to the carrying value of the relevant assets in the condensed consolidated statements of financial condition.

Even though repurchase and resale agreements involve the legal transfer of ownership of financial instruments, they are accounted for as financing arrangements because they require the financial instruments to be repurchased or resold at the maturity of the agreement. However, "repos to maturity" are accounted for as sales. A repo to maturity is a transaction in which the firm transfers a security under an agreement to repurchase the security where the maturity date of the repurchase agreement matches the maturity date of the underlying security. Therefore, the firm effectively no longer has a repurchase obligation and has relinquished control over the underlying security and, accordingly, accounts for the transaction as a sale. The firm had no repos to maturity outstanding as of March 2013 or December 2012.

Notes to Condensed Consolidated Financial Statements (Unaudited)

Securities Borrowed and Loaned Transactions

In a securities borrowed transaction, the firm borrows securities from a counterparty in exchange for cash. When the firm returns the securities, the counterparty returns the cash. Interest is generally paid periodically over the life of the transaction.

In a securities loaned transaction, the firm lends securities to a counterparty typically in exchange for cash or securities, or a letter of credit. When the counterparty returns the securities, the firm returns the cash or securities posted as collateral. Interest is generally paid periodically over the life of the transaction.

The firm receives securities borrowed, makes delivery of securities loaned, monitors the market value of these securities on a daily basis, and delivers or obtains additional collateral due to changes in the market value of the securities, as appropriate. For securities borrowed transactions, the firm typically requires collateral with a fair value approximately equal to the carrying value of the securities borrowed transaction.

Securities borrowed and loaned within Fixed Income, Currency and Commodities Client Execution are recorded at fair value under the fair value option. See Note 8 for further information about securities borrowed and loaned accounted for at fair value.

Securities borrowed and loaned within Securities Services are recorded based on the amount of cash collateral advanced or received plus accrued interest. As these arrangements generally can be terminated on demand, they exhibit little, if any, sensitivity to changes in interest rates. Therefore, the carrying value of such arrangements approximates fair value. While these arrangements are carried at amounts that approximate fair value, they are not accounted for at fair value under the fair value option or at fair value in accordance with other U.S. GAAP and therefore are not included in the firm's fair value hierarchy in Notes 6, 7 and 8. Had these arrangements been included in the firm's fair value hierarchy, they would have been classified in level 2 as of March 2013 and December 2012.

Notes to Condensed Consolidated Financial Statements (Unaudited)

Offsetting Arrangements

The tables below present the gross and net resale and repurchase agreements and securities borrowed and loaned transactions, and the related amount of netting with the same counterparty under enforceable netting agreements (“counterparty netting”) included in the condensed consolidated statements of financial condition. Substantially all of the gross carrying values of these arrangements are subject to enforceable netting agreements. The tables below also present the amounts not offset in the

condensed consolidated statements of financial condition including counterparty netting that does not meet the criteria for netting under U.S. GAAP and the fair value of cash or securities collateral received or posted subject to enforceable credit support agreements. Where the firm has received or posted collateral under credit support agreements, but has not yet determined such agreements are enforceable, the related collateral has not been netted in the table below.

	As of March 2013			
	Assets		Liabilities	
	Securities purchased under agreements to resell	Securities borrowed	Securities sold under agreements to repurchase	Securities loaned
<i>in millions</i>				
Amounts included in the condensed consolidated statements of financial condition				
Gross carrying value	\$ 202,217	\$ 182,905	\$ 194,714	\$ 30,894
Counterparty netting	(39,162)	(10,225)	(39,162)	(10,225)
Total	163,055^{1,2}	172,680¹	155,552²	20,669
Amounts that have not been offset in the condensed consolidated statements of financial condition				
Counterparty netting	(15,014)	(4,797)	(15,014)	(4,797)
Collateral	(134,711)	(143,812)	(105,163)	(14,077)
Total	\$ 13,330	\$ 24,071	\$ 35,375	\$ 1,795

	As of December 2012			
	Assets		Liabilities	
	Securities purchased under agreements to resell	Securities borrowed	Securities sold under agreements to repurchase	Securities loaned
<i>in millions</i>				
Amounts included in the condensed consolidated statements of financial condition				
Gross carrying value	\$ 175,656	\$ 151,162	\$ 201,688	\$ 23,509
Counterparty netting	(29,766)	(9,744)	(29,766)	(9,744)
Total	145,890^{1,2}	141,418¹	171,922²	13,765
Amounts that have not been offset in the condensed consolidated statements of financial condition				
Counterparty netting	(27,512)	(2,583)	(27,512)	(2,583)
Collateral	(104,344)	(117,552)	(106,638)	(10,990)
Total	\$ 14,034	\$ 21,283	\$ 37,772	\$ 192

1. As of March 2013 and December 2012, the firm had \$4.37 billion and \$4.41 billion, respectively, of securities received under resale agreements and \$639 million and \$4.53 billion, respectively, of securities borrowed transactions that were segregated to satisfy certain regulatory requirements. These securities are included in “Cash and securities segregated for regulatory and other purposes.”

2. As of March 2013 and December 2012, the firm classified \$183 million and \$148 million, respectively, of resale agreements and \$196 million and \$115 million, respectively, of repurchase agreements as held for sale. See Note 12 for further information.

Notes to Condensed Consolidated Financial Statements (Unaudited)

Other Secured Financings

In addition to repurchase agreements and securities lending transactions, the firm funds certain assets through the use of other secured financings and pledges financial instruments and other assets as collateral in these transactions. These other secured financings consist of:

- liabilities of consolidated VIEs;
- transfers of assets accounted for as financings rather than sales (primarily collateralized central bank financings, pledged commodities, bank loans and mortgage whole loans); and
- other structured financing arrangements.

Other secured financings include arrangements that are nonrecourse. As of March 2013 and December 2012, nonrecourse other secured financings were \$1.51 billion and \$1.76 billion, respectively.

The firm has elected to apply the fair value option to substantially all other secured financings because the use of fair value eliminates non-economic volatility in earnings that would arise from using different measurement attributes. See Note 8 for further information about other secured financings that are accounted for at fair value.

Other secured financings that are not recorded at fair value are recorded based on the amount of cash received plus accrued interest, which generally approximates fair value. While these financings are carried at amounts that approximate fair value, they are not accounted for at fair value under the fair value option or at fair value in accordance with other U.S. GAAP and therefore are not included in the firm's fair value hierarchy in Notes 6, 7 and 8. Had these financings been included in the firm's fair value hierarchy, they would have primarily been classified in level 3 as of March 2013 and December 2012.

Notes to Condensed Consolidated Financial Statements (Unaudited)

The table below presents information about other secured financings. In the table below:

- short-term secured financings include financings maturing within one year of the financial statement date and financings that are redeemable within one year of the financial statement date at the option of the holder;
- long-term secured financings that are repayable prior to maturity at the option of the firm are reflected at their contractual maturity dates; and
- long-term secured financings that are redeemable prior to maturity at the option of the holders are reflected at the dates such options become exercisable.

	As of March 2013			As of December 2012		
	U.S. Dollar	Non-U.S. Dollar	Total	U.S. Dollar	Non-U.S. Dollar	Total
<i>\$ in millions</i>						
Other secured financings (short-term):						
At fair value	\$15,109	\$5,362	\$20,471	\$16,504	\$6,181	\$22,685
At amortized cost	26	—	26	34	326	360
Interest rates ¹	6.37%	—%		6.18%	0.10%	
Other secured financings (long-term):						
At fair value	6,134	1,877	8,011	6,134	1,518	7,652
At amortized cost	247	713	960	577	736	1,313
Interest rates ¹	4.67%	2.54%		3.38%	2.55%	
Total²	\$21,516	\$7,952	\$29,468	\$23,249	\$8,761	\$32,010
Amount of other secured financings collateralized by:						
Financial instruments ³	\$21,307	\$7,517	\$28,824	\$22,323	\$8,442	\$30,765
Other assets ⁴	209	435	644	926	319	1,245

1. The weighted average interest rates exclude secured financings at fair value and include the effect of hedging activities. See Note 7 for further information about hedging activities.

2. Includes \$9.23 billion and \$8.68 billion related to transfers of financial assets accounted for as financings rather than sales as of March 2013 and December 2012, respectively. Such financings were collateralized by financial assets included in "Financial instruments owned, at fair value" of \$9.74 billion and \$8.92 billion as of March 2013 and December 2012, respectively.

3. Includes \$15.32 billion and \$17.24 billion of other secured financings collateralized by financial instruments owned, at fair value as of March 2013 and December 2012, respectively, and includes \$13.50 billion and \$13.53 billion of other secured financings collateralized by financial instruments received as collateral and repledged as of March 2013 and December 2012, respectively.

4. Primarily real estate and cash.

The table below presents other secured financings by maturity.

<i>in millions</i>	As of March 2013
Other secured financings (short-term)	\$20,497
Other secured financings (long-term):	
2014	4,766
2015	1,663
2016	954
2017	243
2018	652
2019-thereafter	693
Total other secured financings (long-term)	8,971
Total other secured financings	\$29,468

Notes to Condensed Consolidated Financial Statements (Unaudited)

Collateral Received and Pledged

The firm receives cash and securities (e.g., U.S. government and federal agency, other sovereign and corporate obligations, as well as equities and convertible debentures) as collateral, primarily in connection with resale agreements, securities borrowed, derivative transactions and customer margin loans. The firm obtains cash and securities as collateral on an upfront or contingent basis for derivative instruments and collateralized agreements to reduce its credit exposure to individual counterparties.

In many cases, the firm is permitted to deliver or repledge financial instruments received as collateral when entering into repurchase agreements and securities lending agreements, primarily in connection with secured client financing activities. The firm is also permitted to deliver or repledge these financial instruments in connection with other secured financings, collateralizing derivative transactions and meeting firm or customer settlement requirements.

The firm also pledges certain financial instruments owned, at fair value in connection with repurchase agreements, securities lending agreements and other secured financings, and other assets (primarily real estate and cash) in connection with other secured financings to counterparties who may or may not have the right to deliver or repledge them.

The table below presents financial instruments at fair value received as collateral that were available to be delivered or repledged and were delivered or repledged by the firm.

<i>in millions</i>	As of	
	March 2013	December 2012
Collateral available to be delivered or repledged	\$614,337	\$540,949
Collateral that was delivered or repledged	459,267	397,652

The table below presents information about assets pledged by the firm.

<i>in millions</i>	As of	
	March 2013	December 2012
Financial instruments owned, at fair value pledged to counterparties that:		
Had the right to deliver or repledge	\$ 67,891	\$ 67,177
Did not have the right to deliver or repledge	114,701	120,980
Other assets pledged to counterparties that:		
Did not have the right to deliver or repledge	1,148	2,031

**Notes to Condensed Consolidated Financial Statements
(Unaudited)****Note 10.****Securitization Activities**

The firm securitizes residential and commercial mortgages, corporate bonds, loans and other types of financial assets by selling these assets to securitization vehicles (e.g., trusts, corporate entities and limited liability companies) and acts as underwriter of the beneficial interests that are sold to investors. The firm's residential mortgage securitizations are substantially all in connection with government agency securitizations.

Beneficial interests issued by securitization entities are debt or equity securities that give the investors rights to receive all or portions of specified cash inflows to a securitization vehicle and include senior and subordinated shares of principal, interest and/or other cash inflows. The proceeds from the sale of beneficial interests are used to pay the transferor for the financial assets sold to the securitization vehicle or to purchase securities which serve as collateral.

The firm accounts for a securitization as a sale when it has relinquished control over the transferred assets. Prior to securitization, the firm accounts for assets pending transfer at fair value and therefore does not typically recognize significant gains or losses upon the transfer of assets. Net revenues from underwriting activities are recognized in connection with the sales of the underlying beneficial interests to investors.

For transfers of assets that are not accounted for as sales, the assets remain in "Financial instruments owned, at fair value" and the transfer is accounted for as a collateralized financing, with the related interest expense recognized over the life of the transaction. See Notes 9 and 23 for further information about collateralized financings and interest expense, respectively.

The firm generally receives cash in exchange for the transferred assets but may also have continuing involvement with transferred assets, including ownership of beneficial interests in securitized financial assets, primarily in the form of senior or subordinated securities. The firm may also purchase senior or subordinated securities issued by securitization vehicles (which are typically VIEs) in connection with secondary market-making activities.

The primary risks included in beneficial interests and other interests from the firm's continuing involvement with securitization vehicles are the performance of the underlying collateral, the position of the firm's investment in the capital structure of the securitization vehicle and the market yield for the security. These interests are accounted for at fair value and are included in "Financial instruments owned, at fair value" and are generally classified in level 2 of the fair value hierarchy. See Notes 5 through 8 for further information about fair value measurements.

Notes to Condensed Consolidated Financial Statements (Unaudited)

The table below presents the amount of financial assets securitized and the cash flows received on retained interests in securitization entities in which the firm had continuing involvement.

<i>in millions</i>	Three Months Ended March	
	2013	2012
Residential mortgages	\$7,387	\$10,989
Commercial mortgages	2,352	—
Total	\$9,739	\$10,989
Cash flows on retained interests	\$ 165	\$ 147

The table below presents the firm's continuing involvement in nonconsolidated securitization entities to which the firm sold assets, as well as the total outstanding principal amount of transferred assets in which the firm has continuing involvement. In this table:

- the outstanding principal amount is presented for the purpose of providing information about the size of the securitization entities in which the firm has continuing involvement and is not representative of the firm's risk of loss;
- for retained or purchased interests, the firm's risk of loss is limited to the fair value of these interests; and
- purchased interests represent senior and subordinated interests, purchased in connection with secondary market-making activities, in securitization entities in which the firm also holds retained interests.

<i>in millions</i>	As of March 2013			As of December 2012		
	Outstanding Principal Amount	Fair Value of Retained Interests	Fair Value of Purchased Interests	Outstanding Principal Amount	Fair Value of Retained Interests	Fair Value of Purchased Interests
U.S. government agency-issued collateralized mortgage obligations ¹	\$58,541	\$4,761	\$ —	\$57,685	\$4,654	\$ —
Other residential mortgage-backed ²	3,465	104	—	3,656	106	—
Other commercial mortgage-backed ³	2,874	214	82	1,253	1	56
CDOs, CLOs and other ⁴	8,592	72	331	8,866	51	331
Total⁵	\$73,472	\$5,151	\$413	\$71,460	\$4,812	\$387

1. Outstanding principal amount and fair value of retained interests primarily relate to securitizations during 2013, 2012 and 2011 as of March 2013, and securitizations during 2012 and 2011 as of December 2012.
2. Outstanding principal amount and fair value of retained interests as of both March 2013 and December 2012 primarily relate to prime and Alt-A securitizations during 2007 and 2006.
3. Outstanding principal amount as of both March 2013 and December 2012 primarily relate to securitizations during 2012 and 2007. Fair value of retained interests as of both March 2013 and December 2012 primarily relate to securitizations during 2012.
4. Outstanding principal amount and fair value of retained interests as of both March 2013 and December 2012 primarily relate to CDO and CLO securitizations during 2007 and 2006.
5. Outstanding principal amount includes \$631 million and \$835 million as of March 2013 and December 2012, respectively, related to securitization entities in which the firm's only continuing involvement is retained servicing which is not a variable interest.

Notes to Condensed Consolidated Financial Statements (Unaudited)

In addition to the interests in the table above, the firm had other continuing involvement in the form of derivative transactions and guarantees with certain nonconsolidated VIEs. The carrying value of these derivatives and guarantees was a net asset of \$39 million and \$45 million as of March 2013 and December 2012, respectively. The notional amounts of these derivatives and guarantees are included in maximum exposure to loss in the nonconsolidated VIE tables in Note 11.

The table below presents the weighted average key economic assumptions used in measuring the fair value of retained interests and the sensitivity of this fair value to immediate adverse changes of 10% and 20% in those assumptions.

<i>\$ in millions</i>	As of March 2013		As of December 2012	
	Type of Retained Interests		Type of Retained Interests	
	Mortgage-Backed	Other ¹	Mortgage-Backed	Other ¹
Fair value of retained interests	\$5,079	\$ 72	\$4,761	\$ 51
Weighted average life (years)	8.3	1.9	8.2	2.0
Constant prepayment rate ²	8.6%	N.M.	10.9%	N.M.
Impact of 10% adverse change ²	\$ (39)	N.M.	\$ (57)	N.M.
Impact of 20% adverse change ²	(81)	N.M.	(110)	N.M.
Discount rate ³	3.8%	N.M.	4.6%	N.M.
Impact of 10% adverse change	\$ (86)	N.M.	\$ (96)	N.M.
Impact of 20% adverse change	(168)	N.M.	(180)	N.M.

1. Due to the nature and current fair value of certain of these retained interests, the weighted average assumptions for constant prepayment and discount rates and the related sensitivity to adverse changes are not meaningful as of March 2013 and December 2012. The firm's maximum exposure to adverse changes in the value of these interests is the carrying value of \$72 million and \$51 million as of March 2013 and December 2012, respectively.

2. Constant prepayment rate is included only for positions for which constant prepayment rate is a key assumption in the determination of fair value.

3. The majority of mortgage-backed retained interests are U.S. government agency-issued collateralized mortgage obligations, for which there is no anticipated credit loss. For the remainder of retained interests, the expected credit loss assumptions are reflected in the discount rate.

The preceding table does not give effect to the offsetting benefit of other financial instruments that are held to mitigate risks inherent in these retained interests. Changes in fair value based on an adverse variation in assumptions generally cannot be extrapolated because the relationship of the change in assumptions to the change in fair value is

not usually linear. In addition, the impact of a change in a particular assumption in the preceding table is calculated independently of changes in any other assumption. In practice, simultaneous changes in assumptions might magnify or counteract the sensitivities disclosed above.

Notes to Condensed Consolidated Financial Statements (Unaudited)

Note 11.

Variable Interest Entities

VIEs generally finance the purchase of assets by issuing debt and equity securities that are either collateralized by or indexed to the assets held by the VIE. The debt and equity securities issued by a VIE may include tranches of varying levels of subordination. The firm's involvement with VIEs includes securitization of financial assets, as described in Note 10, and investments in and loans to other types of VIEs, as described below. See Note 10 for additional information about securitization activities, including the definition of beneficial interests. See Note 3 for the firm's consolidation policies, including the definition of a VIE.

The firm is principally involved with VIEs through the following business activities:

Mortgage-Backed VIEs and Corporate CDO and CLO VIEs. The firm sells residential and commercial mortgage loans and securities to mortgage-backed VIEs and corporate bonds and loans to corporate CDO and CLO VIEs and may retain beneficial interests in the assets sold to these VIEs. The firm purchases and sells beneficial interests issued by mortgage-backed and corporate CDO and CLO VIEs in connection with market-making activities. In addition, the firm may enter into derivatives with certain of these VIEs, primarily interest rate swaps, which are typically not variable interests. The firm generally enters into derivatives with other counterparties to mitigate its risk from derivatives with these VIEs.

Certain mortgage-backed and corporate CDO and CLO VIEs, usually referred to as synthetic CDOs or credit-linked note VIEs, synthetically create the exposure for the beneficial interests they issue by entering into credit derivatives, rather than purchasing the underlying assets. These credit derivatives may reference a single asset, an index, or a portfolio/basket of assets or indices. See Note 7 for further information about credit derivatives. These VIEs use the funds from the sale of beneficial interests and the premiums received from credit derivative counterparties to purchase securities which serve to collateralize the beneficial interest holders and/or the credit derivative counterparty. These VIEs may enter into other derivatives, primarily interest rate swaps, which are typically not variable interests. The firm may be a counterparty to derivatives with these VIEs and generally enters into derivatives with other counterparties to mitigate its risk.

Real Estate, Credit-Related and Other Investing VIEs.

The firm purchases equity and debt securities issued by and makes loans to VIEs that hold real estate, performing and nonperforming debt, distressed loans and equity securities. The firm typically does not sell assets to, or enter into derivatives with, these VIEs.

Other Asset-Backed VIEs. The firm structures VIEs that issue notes to clients and purchases and sells beneficial interests issued by other asset-backed VIEs in connection with market-making activities. In addition, the firm may enter into derivatives with certain other asset-backed VIEs, primarily total return swaps on the collateral assets held by these VIEs under which the firm pays the VIE the return due to the note holders and receives the return on the collateral assets owned by the VIE. The firm generally can be removed as the total return swap counterparty. The firm generally enters into derivatives with other counterparties to mitigate its risk from derivatives with these VIEs. The firm typically does not sell assets to the other asset-backed VIEs it structures.

Power-Related VIEs. The firm purchases debt and equity securities issued by, and may provide guarantees to, VIEs that hold power-related assets. The firm typically does not sell assets to, or enter into derivatives with, these VIEs.

Investment Funds. The firm purchases equity securities issued by and may provide guarantees to certain of the investment funds it manages. The firm typically does not sell assets to, or enter into derivatives with, these VIEs.

Principal-Protected Note VIEs. The firm structures VIEs that issue principal-protected notes to clients. These VIEs own portfolios of assets, principally with exposure to hedge funds. Substantially all of the principal protection on the notes issued by these VIEs is provided by the asset portfolio rebalancing that is required under the terms of the notes. The firm enters into total return swaps with these VIEs under which the firm pays the VIE the return due to the principal-protected note holders and receives the return on the assets owned by the VIE. The firm may enter into derivatives with other counterparties to mitigate the risk it has from the derivatives it enters into with these VIEs. The firm also obtains funding through these VIEs.

Notes to Condensed Consolidated Financial Statements (Unaudited)

VIE Consolidation Analysis

A variable interest in a VIE is an investment (e.g., debt or equity securities) or other interest (e.g., derivatives or loans and lending commitments) in a VIE that will absorb portions of the VIE's expected losses and/or receive portions of the VIE's expected residual returns.

The firm's variable interests in VIEs include senior and subordinated debt in residential and commercial mortgage-backed and other asset-backed securitization entities, CDOs and CLOs; loans and lending commitments; limited and general partnership interests; preferred and common equity; derivatives that may include foreign currency, equity and/or credit risk; guarantees; and certain of the fees the firm receives from investment funds. Certain interest rate, foreign currency and credit derivatives the firm enters into with VIEs are not variable interests because they create rather than absorb risk.

The enterprise with a controlling financial interest in a VIE is known as the primary beneficiary and consolidates the VIE. The firm determines whether it is the primary beneficiary of a VIE by performing an analysis that principally considers:

- which variable interest holder has the power to direct the activities of the VIE that most significantly impact the VIE's economic performance;
- which variable interest holder has the obligation to absorb losses or the right to receive benefits from the VIE that could potentially be significant to the VIE;
- the VIE's purpose and design, including the risks the VIE was designed to create and pass through to its variable interest holders;
- the VIE's capital structure;
- the terms between the VIE and its variable interest holders and other parties involved with the VIE; and
- related-party relationships.

The firm reassesses its initial evaluation of whether an entity is a VIE when certain reconsideration events occur. The firm reassesses its determination of whether it is the primary beneficiary of a VIE on an ongoing basis based on current facts and circumstances.

Nonconsolidated VIEs

The firm's exposure to the obligations of VIEs is generally limited to its interests in these entities. In certain instances, the firm provides guarantees, including derivative guarantees, to VIEs or holders of variable interests in VIEs.

The tables below present information about nonconsolidated VIEs in which the firm holds variable interests. Nonconsolidated VIEs are aggregated based on principal business activity. The nature of the firm's variable interests can take different forms, as described in the rows under maximum exposure to loss. In the tables below:

- The maximum exposure to loss excludes the benefit of offsetting financial instruments that are held to mitigate the risks associated with these variable interests.
- For retained and purchased interests and loans and investments, the maximum exposure to loss is the carrying value of these interests.
- For commitments and guarantees, and derivatives, the maximum exposure to loss is the notional amount, which does not represent anticipated losses and also has not been reduced by unrealized losses already recorded. As a result, the maximum exposure to loss exceeds liabilities recorded for commitments and guarantees, and derivatives provided to VIEs.

The carrying values of the firm's variable interests in nonconsolidated VIEs are included in the condensed consolidated statement of financial condition as follows:

- Substantially all assets held by the firm related to mortgage-backed, corporate CDO and CLO, real estate, credit-related and other investing, and other asset-backed VIEs and investment funds are included in "Financial instruments owned, at fair value." Substantially all liabilities held by the firm related to corporate CDO and CLO, real estate, credit-related and other investing, and other asset-backed VIEs are included in "Financial instruments sold, but not yet purchased, at fair value."
- Assets held by the firm related to power-related VIEs are primarily included in "Financial instruments owned, at fair value" and "Other assets."

Notes to Condensed Consolidated Financial Statements (Unaudited)

Nonconsolidated VIEs							
As of March 2013							
<i>in millions</i>	Mortgage-backed	Corporate CDOs and CLOs	Real estate, credit-related and other investing	Other asset-backed	Power-related	Investment funds	Total
Assets in VIE	\$86,199 ²	\$21,037	\$6,900	\$3,373	\$110	\$1,840	\$119,459
Carrying Value of the Firm's Variable Interests							
Assets	7,027	1,107	1,695	280	49	4	10,162
Liabilities	—	9	1	37	—	—	47
Maximum Exposure to Loss in Nonconsolidated VIEs							
Retained interests	5,079	71	—	1	—	—	5,151
Purchased interests	1,596	576	—	263	—	—	2,435
Commitments and guarantees ¹	—	1	414	—	111	—	527
Derivatives ¹	1,487	5,666	—	854	—	—	8,007
Loans and investments	38	—	1,695	—	49	4	1,786
Total	\$ 8,200²	\$ 6,314	\$2,109	\$1,118	\$160	\$ 5	\$ 17,906

Nonconsolidated VIEs							
As of December 2012							
<i>in millions</i>	Mortgage-backed	Corporate CDOs and CLOs	Real estate, credit-related and other investing	Other asset-backed	Power-related	Investment funds	Total
Assets in VIE	\$79,171 ²	\$23,842	\$9,244	\$3,510	\$147	\$1,898	\$117,812
Carrying Value of the Firm's Variable Interests							
Assets	6,269	1,193	1,801	220	32	4	9,519
Liabilities	—	12	—	30	—	—	42
Maximum Exposure to Loss in Nonconsolidated VIEs							
Retained interests	4,761	51	—	—	—	—	4,812
Purchased interests	1,162	659	—	204	—	—	2,025
Commitments and guarantees ¹	—	1	438	—	—	1	440
Derivatives ¹	1,574	6,761	—	952	—	—	9,287
Loans and investments	39	—	1,801	—	32	4	1,876
Total	\$ 7,536²	\$ 7,472	\$2,239	\$1,156	\$ 32	\$ 5	\$ 18,440

1. The aggregate amounts include \$3.08 billion and \$3.25 billion as of March 2013 and December 2012, respectively, related to guarantees and derivative transactions with VIEs to which the firm transferred assets.

2. Assets in VIE and maximum exposure to loss include \$4.48 billion and \$1.80 billion, respectively, as of March 2013, and \$3.57 billion and \$1.72 billion, respectively, as of December 2012, related to CDOs backed by mortgage obligations.

Notes to Condensed Consolidated Financial Statements (Unaudited)

Consolidated VIEs

The tables below present the carrying amount and classification of assets and liabilities in consolidated VIEs, excluding the benefit of offsetting financial instruments that are held to mitigate the risks associated with the firm's variable interests. Consolidated VIEs are aggregated based on principal business activity and their assets and liabilities are presented net of intercompany eliminations. The majority of the assets in principal-protected notes VIEs are intercompany and are eliminated in consolidation.

Substantially all the assets in consolidated VIEs can only be used to settle obligations of the VIE.

The tables below exclude VIEs in which the firm holds a majority voting interest if (i) the VIE meets the definition of a business and (ii) the VIE's assets can be used for purposes other than the settlement of its obligations.

The liabilities of real estate, credit-related and other investing VIEs and CDOs, mortgage-backed and other asset-backed VIEs do not have recourse to the general credit of the firm.

	Consolidated VIEs			Total
	As of March 2013			
	Real estate, credit-related and other investing	CDOs, mortgage- backed and other asset- backed	Principal- protected notes	
<i>in millions</i>				
Assets				
Cash and cash equivalents	\$ 336	\$245	\$ 1	\$ 582
Cash and securities segregated for regulatory and other purposes	62	—	92	154
Receivables from brokers, dealers and clearing organizations	49	—	—	49
Financial instruments owned, at fair value	2,188	494	348	3,030
Other assets	903	—	—	903
Total	\$3,538	\$739	\$ 441	\$4,718
Liabilities				
Other secured financings	\$ 484	\$578	\$ 301	\$1,363
Financial instruments sold, but not yet purchased, at fair value	—	87	—	87
Unsecured short-term borrowings, including the current portion of unsecured long-term borrowings	—	—	1,466	1,466
Unsecured long-term borrowings	4	—	310	314
Other liabilities and accrued expenses	1,096	—	—	1,096
Total	\$1,584	\$665	\$2,077	\$4,326

Notes to Condensed Consolidated Financial Statements (Unaudited)

	Consolidated VIEs			
	As of December 2012			
	Real estate, credit-related and other investing	CDOs, mortgage-backed and other asset-backed	Principal- protected notes	Total
<i>in millions</i>				
Assets				
Cash and cash equivalents	\$ 236	\$107	\$ —	\$ 343
Cash and securities segregated for regulatory and other purposes	134	—	92	226
Receivables from brokers, dealers and clearing organizations	5	—	—	5
Financial instruments owned, at fair value	2,958	763	124	3,845
Other assets	1,080	—	—	1,080
Total	\$4,413	\$870	\$ 216	\$5,499
Liabilities				
Other secured financings	\$ 594	\$699	\$ 301	\$1,594
Financial instruments sold, but not yet purchased, at fair value	—	107	—	107
Unsecured short-term borrowings, including the current portion of unsecured long-term borrowings	—	—	1,584	1,584
Unsecured long-term borrowings	4	—	334	338
Other liabilities and accrued expenses	1,478	—	—	1,478
Total	\$2,076	\$806	\$2,219	\$5,101

Notes to Condensed Consolidated Financial Statements (Unaudited)

Note 12.

Other Assets

Other assets are generally less liquid, non-financial assets. The table below presents other assets by type.

<i>in millions</i>	As of	
	March 2013	December 2012
Property, leasehold improvements and equipment ¹	\$ 7,960	\$ 8,217
Goodwill and identifiable intangible assets ²	4,683	5,099
Income tax-related assets ³	5,345	5,620
Equity-method investments ⁴	455	453
Miscellaneous receivables and other ⁵	20,045	20,234
Total	\$38,488	\$39,623

1. Net of accumulated depreciation and amortization of \$8.66 billion and \$9.05 billion as of March 2013 and December 2012, respectively.

2. Includes \$152 million and \$149 million of intangible assets classified as held for sale as of March 2013 and December 2012, respectively. See Note 13 for further information about goodwill and identifiable intangible assets.

3. See Note 24 for further information about income taxes.

4. Excludes investments accounted for at fair value under the fair value option where the firm would otherwise apply the equity method of accounting of \$5.08 billion and \$5.54 billion as of March 2013 and December 2012, respectively, which are included in "Financial instruments owned, at fair value." The firm has generally elected the fair value option for such investments acquired after the fair value option became available.

5. Includes \$16.65 billion and \$16.77 billion of assets related to the firm's reinsurance business which were classified as held for sale as of March 2013 and December 2012, respectively.

Assets Held for Sale

In the fourth quarter of 2012, the firm classified its reinsurance business within its Institutional Client Services segment as held for sale. Assets related to this business of \$16.80 billion and \$16.92 billion, as of March 2013 and December 2012, respectively, consisting primarily of available-for-sale securities and separate account assets at fair value, are included in "Other assets." Liabilities related to this business of \$14.52 billion and \$14.62 billion, as of March 2013 and December 2012, respectively, are included in "Other liabilities and accrued expenses." See Note 8 for further information about insurance-related assets and liabilities held for sale at fair value.

The firm completed the sale of a majority stake in its reinsurance business in April 2013 and, as a result, the firm will no longer consolidate this business.

Property, Leasehold Improvements and Equipment

Property, leasehold improvements and equipment included \$6.07 billion and \$6.20 billion as of March 2013 and December 2012, respectively, related to property, leasehold improvements and equipment that the firm uses in

connection with its operations. The remainder is held by investment entities, including VIEs, consolidated by the firm.

Substantially all property and equipment are depreciated on a straight-line basis over the useful life of the asset. Leasehold improvements are amortized on a straight-line basis over the useful life of the improvement or the term of the lease, whichever is shorter. Certain costs of software developed or obtained for internal use are capitalized and amortized on a straight-line basis over the useful life of the software.

Property, leasehold improvements and equipment are tested for impairment whenever events or changes in circumstances suggest that an asset's or asset group's carrying value may not be fully recoverable. The firm's policy for impairment testing of property, leasehold improvements and equipment is the same as is used for identifiable intangible assets with finite lives. See Note 13 for further information.

Impairments

The firm tests property, leasehold improvements and equipment, intangible assets and other assets for impairment in accordance with ASC 360. To the extent the carrying value of an asset exceeds the projected undiscounted cash flows over the estimated remaining useful life of the asset, the firm determines the asset is impaired and records an impairment loss. In addition, the firm will recognize an impairment loss prior to the sale of an asset if the carrying value of the asset exceeds its estimated fair value.

During the first quarter of 2012, as a result of a decline in the market conditions in which certain of the firm's consolidated investments operated, the firm determined certain assets were impaired and recorded an impairment loss of \$116 million (\$90 million related to property, leasehold improvements and equipment, \$20 million related to commodity-related intangible assets and \$6 million related to other assets), substantially all of which was included in "Depreciation and amortization." These impairment losses were included in the firm's Investing & Lending segment and represented the excess of the carrying values of these assets over their estimated fair values, which are level 3 measurements, using a combination of discounted cash flow analyses and relative value analyses, including the estimated cash flows expected to be received from the disposition of certain of these assets.

Notes to Condensed Consolidated Financial Statements (Unaudited)

Note 13.

Goodwill and Identifiable Intangible Assets

The tables below present the carrying values of goodwill and identifiable intangible assets, which are included in “Other assets.”

<i>in millions</i>	Goodwill	
	As of	
	March 2013	December 2012
Investment Banking:		
Financial Advisory	\$ 98	\$ 98
Underwriting	183	183
Institutional Client Services:		
Fixed Income, Currency and Commodities Client Execution	269	269
Equities Client Execution	2,402	2,402
Securities Services	105	105
Investing & Lending	59	59
Investment Management	586	586
Total	\$3,702	\$3,702

<i>in millions</i>	Identifiable Intangible Assets	
	As of	
	March 2013	December 2012
Investment Banking:		
Financial Advisory	\$ —	\$ 1
Institutional Client Services:		
Fixed Income, Currency and Commodities Client Execution ¹	45	421
Equities Client Execution	556	565
Investing & Lending	260	281
Investment Management	120	129
Total	\$ 981	\$1,397

1. The decrease from December 2012 to March 2013 is related to the sale of the firm’s television broadcast royalties in the first quarter of 2013.

Goodwill

Goodwill is the cost of acquired companies in excess of the fair value of net assets, including identifiable intangible assets, at the acquisition date.

Goodwill is assessed annually in the fourth quarter for impairment or more frequently if events occur or circumstances change that indicate an impairment may exist. Qualitative factors are assessed to determine whether it is more likely than not that the fair value of a reporting unit is less than its carrying amount. If results of the qualitative assessment are not conclusive, a quantitative goodwill impairment test is performed.

The quantitative goodwill impairment test consists of two steps.

- The first step compares the estimated fair value of each reporting unit with its estimated net book value (including goodwill and identified intangible assets). If the reporting unit’s fair value exceeds its estimated net book value, goodwill is not impaired.
- If the estimated fair value of a reporting unit is less than its estimated net book value, the second step of the goodwill impairment test is performed to measure the amount of impairment loss, if any. An impairment loss is equal to the excess of the carrying amount of goodwill over its fair value.

Goodwill was tested for impairment, using a quantitative test, during the fourth quarter of 2012 and goodwill was not impaired.

To estimate the fair value of each reporting unit, both relative value and residual income valuation techniques are used because the firm believes market participants would use these techniques to value the firm’s reporting units.

Relative value techniques apply average observable price-to-earnings multiples of comparable competitors to certain reporting units’ net earnings. For other reporting units, fair value is estimated using price-to-book multiples based on residual income techniques, which consider a reporting unit’s return on equity in excess of the firm’s cost of equity capital. The net book value of each reporting unit reflects an allocation of total shareholders’ equity and represents the estimated amount of shareholders’ equity required to support the activities of the reporting unit under guidelines issued by the Basel Committee on Banking Supervision (Basel Committee) in December 2010.

Notes to Condensed Consolidated Financial Statements (Unaudited)

Identifiable Intangible Assets

The table below presents the gross carrying amount, accumulated amortization and net carrying amount of

identifiable intangible assets and their weighted average remaining lives.

		As of	
		March 2013	December 2012
			Weighted Average Remaining Lives (years)
<i>\$ in millions</i>			
Customer lists	Gross carrying amount	\$ 1,099	\$ 1,099
	Accumulated amortization	(659)	(643)
	Net carrying amount	440	8
Commodities-related intangibles¹	Gross carrying amount	508	513
	Accumulated amortization	(242)	(226)
	Net carrying amount	266	10
Television broadcast royalties²	Gross carrying amount	—	560
	Accumulated amortization	—	(186)
	Net carrying amount	—	N/A ²
Insurance-related intangibles³	Gross carrying amount	380	380
	Accumulated amortization	(228)	(231)
	Net carrying amount	152	N/A ³
Other⁴	Gross carrying amount	941	950
	Accumulated amortization	(818)	(819)
	Net carrying amount	123	12
Total	Gross carrying amount	2,928	3,502
	Accumulated amortization	(1,947)	(2,105)
	Net carrying amount	\$ 981	9

1. Primarily includes commodity-related customer contracts and relationships, permits and access rights.

2. These assets were sold in the first quarter of 2013 and total proceeds received approximated carrying value.

3. Related to the firm's reinsurance business, which is classified as held for sale. See Note 12 for further information.

4. Primarily includes the firm's exchange-traded fund lead market maker rights.

Substantially all of the firm's identifiable intangible assets are considered to have finite lives and are amortized (i) over their estimated lives, (ii) based on economic usage for certain commodity-related intangibles or (iii) in proportion

to estimated gross profits or premium revenues. Amortization expense for identifiable intangible assets is included in "Depreciation and amortization."

Notes to Condensed Consolidated Financial Statements (Unaudited)

The tables below present amortization expense for identifiable intangible assets for the three months ended March 2013 and March 2012, and the estimated future amortization expense through 2018 for identifiable intangible assets as of March 2013.

<i>in millions</i>	Three Months Ended March	
	2013	2012
Amortization expense	\$42	\$70

<i>in millions</i>	As of March 2013
Estimated future amortization expense:	
Remainder of 2013	\$121
2014	128
2015	95
2016	93
2017	91
2018	82

Identifiable intangible assets are tested for recoverability whenever events or changes in circumstances indicate that an asset's or asset group's carrying value may not be recoverable.

If a recoverability test is necessary, the carrying value of an asset or asset group is compared to the total of the undiscounted cash flows expected to be received over the remaining useful life and from the disposition of the asset or asset group.

- If the total of the undiscounted cash flows exceeds the carrying value, the asset or asset group is not impaired.
- If the total of the undiscounted cash flows is less than the carrying value, the asset or asset group is not fully recoverable and an impairment loss is recognized as the difference between the carrying amount of the asset or asset group and its estimated fair value.

See Note 12 for information about impairments of the firm's identifiable intangible assets.

Note 14.

Deposits

The table below presents deposits held in U.S. and non-U.S. offices, substantially all of which were interest-bearing. Substantially all U.S. deposits were held at Goldman Sachs Bank USA (GS Bank USA) as of March 2013 and December 2012. Substantially all non-U.S. deposits were held at Goldman Sachs International Bank (GSIB) as of March 2013 and held at Goldman Sachs Bank (Europe) plc (GS Bank Europe) and GSIB as of December 2012. On

January 18, 2013, GS Bank Europe surrendered its banking license to the Central Bank of Ireland after transferring its deposits to GSIB and subsequently changed its name to Goldman Sachs Ireland Finance plc.

<i>in millions</i>	As of	
	March 2013	December 2012
U.S. offices	\$63,424	\$62,377
Non-U.S. offices	9,261	7,747
Total	\$72,685¹	\$70,124 ¹

The table below presents maturities of time deposits held in U.S. and non-U.S. offices.

<i>in millions</i>	As of March 2013		
	U.S.	Non-U.S.	Total
Remainder of 2013	\$ 4,760	\$4,025	\$ 8,785
2014	4,023	130	4,153
2015	4,054	—	4,054
2016	1,919	—	1,919
2017	2,502	—	2,502
2018	1,421	—	1,421
2019 - thereafter	4,096	—	4,096
Total	\$22,775²	\$4,155³	\$26,930¹

1. Includes \$7.07 billion and \$5.10 billion as of March 2013 and December 2012, respectively, of time deposits accounted for at fair value under the fair value option. See Note 8 for further information about deposits accounted for at fair value.

2. Includes \$40 million greater than \$100,000, of which \$24 million matures within three months, \$6 million matures within three to six months, \$6 million matures within six to twelve months, and \$4 million matures after twelve months.

3. Substantially all were greater than \$100,000.

As of March 2013 and December 2012, savings and demand deposits, which represent deposits with no stated maturity, were \$45.76 billion and \$46.51 billion, respectively, which were recorded based on the amount of cash received plus accrued interest, which approximates fair value. In addition, the firm designates certain derivatives as fair value hedges on substantially all of its time deposits for which it has not elected the fair value option. Accordingly, \$19.86 billion and \$18.52 billion as of March 2013 and December 2012, respectively, of time deposits were effectively converted from fixed-rate obligations to floating-rate obligations and were recorded at amounts that generally approximate fair value. While these savings and demand deposits and time deposits are carried at amounts that approximate fair value, they are not accounted for at fair value under the fair value option or at fair value in accordance with other U.S. GAAP and therefore are not included in the firm's fair value hierarchy in Notes 6, 7 and 8. Had these deposits been included in the firm's fair value hierarchy, they would have been classified in level 2.

Notes to Condensed Consolidated Financial Statements (Unaudited)

Note 15.

Short-Term Borrowings

Short-term borrowings were comprised of the following:

<i>in millions</i>	As of	
	March 2013	December 2012
Other secured financings (short-term)	\$20,497	\$23,045
Unsecured short-term borrowings	40,980	44,304
Total	\$61,477	\$67,349

See Note 9 for further information about other secured financings.

Unsecured short-term borrowings include the portion of unsecured long-term borrowings maturing within one year of the financial statement date and unsecured long-term borrowings that are redeemable within one year of the financial statement date at the option of the holder.

The firm accounts for promissory notes, commercial paper and certain hybrid financial instruments at fair value under the fair value option. See Note 8 for further information about unsecured short-term borrowings that are accounted for at fair value. The carrying value of unsecured short-term borrowings that are not recorded at fair value generally approximates fair value due to the short-term nature of the obligations. While these unsecured short-term borrowings are carried at amounts that approximate fair value, they are not accounted for at fair value under the fair value option or at fair value in accordance with other U.S. GAAP and therefore are not included in the firm's fair value hierarchy in Notes 6, 7 and 8. Had these borrowings been included in the firm's fair value hierarchy, substantially all would have been classified in level 2 as of March 2013 and December 2012.

The table below presents unsecured short-term borrowings.

<i>\$ in millions</i>	As of	
	March 2013	December 2012
Current portion of unsecured long-term borrowings	\$23,053	\$25,344
Hybrid financial instruments	12,531	12,295
Promissory notes	356	260
Commercial paper	999	884
Other short-term borrowings	4,041	5,521
Total	\$40,980	\$44,304
Weighted average interest rate ¹	1.56%	1.57%

1. The weighted average interest rates for these borrowings include the effect of hedging activities and exclude financial instruments accounted for at fair value under the fair value option. See Note 7 for further information about hedging activities.

Notes to Condensed Consolidated Financial Statements (Unaudited)

Note 16.

Long-Term Borrowings

Long-term borrowings were comprised of the following:

<i>in millions</i>	As of	
	March 2013	December 2012
Other secured financings (long-term)	\$ 8,971	\$ 8,965
Unsecured long-term borrowings	167,008	167,305
Total	\$175,979	\$176,270

See Note 9 for further information about other secured financings. The table below presents unsecured long-term

borrowings extending through 2061 and consisting principally of senior borrowings.

<i>in millions</i>	As of March 2013			As of December 2012		
	U.S. Dollar	Non-U.S. Dollar	Total	U.S. Dollar	Non-U.S. Dollar	Total
Fixed-rate obligations ¹	\$ 91,305	\$34,911	\$126,216	\$ 88,561	\$36,869	\$125,430
Floating-rate obligations ²	21,110	19,682	40,792	20,794	21,081	41,875
Total	\$112,415	\$54,593	\$167,008	\$109,355	\$57,950	\$167,305

1. Interest rates on U.S. dollar-denominated debt ranged from 0.20% to 10.04% (with a weighted average rate of 5.02%) and 0.20% to 10.04% (with a weighted average rate of 5.48%) as of March 2013 and December 2012, respectively. Interest rates on non-U.S. dollar-denominated debt ranged from 0.10% to 14.85% (with a weighted average rate of 4.47%) and 0.10% to 14.85% (with a weighted average rate of 4.66%) as of March 2013 and December 2012, respectively.

2. Floating interest rates generally are based on LIBOR or the federal funds target rate. Equity-linked and indexed instruments are included in floating-rate obligations.

Notes to Condensed Consolidated Financial Statements (Unaudited)

The table below presents unsecured long-term borrowings by maturity date. In the table below:

- unsecured long-term borrowings maturing within one year of the financial statement date and unsecured long-term borrowings that are redeemable within one year of the financial statement date at the option of the holders are included as unsecured short-term borrowings;
- unsecured long-term borrowings that are repayable prior to maturity at the option of the firm are reflected at their contractual maturity dates; and
- unsecured long-term borrowings that are redeemable prior to maturity at the option of the holders are reflected at the dates such options become exercisable.

<i>in millions</i>	As of March 2013
2014	\$ 15,154
2015	21,967
2016	21,594
2017	20,675
2018	17,443
2019 - thereafter	70,175
Total ¹	\$167,008

1. Includes \$9.84 billion related to interest rate hedges on certain unsecured long-term borrowings, by year of maturity as follows: \$487 million in 2014, \$443 million in 2015, \$1.01 billion in 2016, \$1.30 billion in 2017, \$1.36 billion in 2018 and \$5.24 billion in 2019 and thereafter.

The firm designates certain derivatives as fair value hedges to effectively convert a substantial portion of its fixed-rate unsecured long-term borrowings which are not accounted for at fair value into floating-rate obligations. Accordingly, excluding the cumulative impact of changes in the firm's credit spreads, the carrying value of unsecured long-term borrowings approximated fair value as of March 2013 and December 2012. See Note 7 for further information about hedging activities. For unsecured long-term borrowings for which the firm did not elect the fair value option, the cumulative impact due to changes in the firm's own credit spreads would be an increase of less than 2% in the carrying value of total unsecured long-term borrowings as of both March 2013 and December 2012. As these borrowings are not accounted for at fair value under the fair value option or at fair value in accordance with other U.S. GAAP, their fair value is not included in the firm's fair value hierarchy in Notes 6, 7 and 8. Had these borrowings been included in the firm's fair value hierarchy, substantially all would have been classified in level 2 as of March 2013 and December 2012.

The table below presents unsecured long-term borrowings, after giving effect to hedging activities that converted a substantial portion of fixed-rate obligations to floating-rate obligations.

<i>in millions</i>	As of	
	March 2013	December 2012
Fixed-rate obligations		
At fair value	\$ 153	\$ 122
At amortized cost ¹	20,225	24,547
Floating-rate obligations		
At fair value	12,095	12,471
At amortized cost ¹	134,535	130,165
Total	\$167,008	\$167,305

1. The weighted average interest rates on the aggregate amounts were 2.36% (5.25% related to fixed-rate obligations and 1.96% related to floating-rate obligations) and 2.47% (5.26% related to fixed-rate obligations and 1.98% related to floating-rate obligations) as of March 2013 and December 2012, respectively. These rates exclude financial instruments accounted for at fair value under the fair value option.

Notes to Condensed Consolidated Financial Statements (Unaudited)

Subordinated Borrowings

Unsecured long-term borrowings include subordinated debt and junior subordinated debt. Junior subordinated debt is junior in right of payment to other subordinated borrowings, which are junior to senior borrowings. As of

both March 2013 and December 2012, subordinated debt had maturities ranging from 2015 to 2038. The table below presents subordinated borrowings.

	As of March 2013			As of December 2012		
	Par Amount	Carrying Amount	Rate ¹	Par Amount	Carrying Amount	Rate ¹
<i>\$ in millions</i>						
Subordinated debt	\$14,270	\$17,106	4.19%	\$14,409	\$17,358	4.24%
Junior subordinated debt	2,835	4,135	3.01%	2,835	4,228	3.16%
Total subordinated borrowings	\$17,105	\$21,241	3.99%	\$17,244	\$21,586	4.06%

1. Weighted average interest rate after giving effect to fair value hedges used to convert these fixed-rate obligations into floating-rate obligations. See Note 7 for further information about hedging activities. See below for information about interest rates on junior subordinated debt.

Junior Subordinated Debt

Junior Subordinated Debt Held by 2012 Trusts. In 2012, the Vesey Street Investment Trust I (Vesey Street Trust) and the Murray Street Investment Trust I (Murray Street Trust) (together, the 2012 Trusts) issued an aggregate of \$2.25 billion of senior guaranteed trust securities to third parties. The proceeds of that offering were used to fund purchases of \$1.75 billion of junior subordinated debt securities issued by Group Inc. that pay interest semi-annually at a fixed annual rate of 4.647% and mature on March 9, 2017, and \$500 million of junior subordinated debt securities issued by Group Inc. that pay interest semi-annually at a fixed annual rate of 4.404% and mature on September 1, 2016.

The 2012 Trusts purchased the junior subordinated debt from Goldman Sachs Capital II and Goldman Sachs Capital III (APEX Trusts). The APEX Trusts used the proceeds from such sales to purchase shares of Group Inc.'s Perpetual Non-Cumulative Preferred Stock, Series E (Series E Preferred Stock) and Perpetual Non-Cumulative Preferred Stock, Series F (Series F Preferred Stock). See Note 19 for more information about the Series E and Series F Preferred stock.

The 2012 Trusts are required to pay distributions on their senior guaranteed trust securities in the same amounts and on the same dates that they are scheduled to receive interest on the junior subordinated debt they hold, and are required to redeem their respective senior guaranteed trust securities upon the maturity or earlier redemption of the junior subordinated debt they hold.

The firm has the right to defer payments on the junior subordinated debt, subject to limitations. During any such deferral period, the firm will not be permitted to, among other things, pay dividends on or make certain repurchases of its common or preferred stock. However, as Group Inc. fully and unconditionally guarantees the payment of the distribution and redemption amounts when due on a senior basis on the senior guaranteed trust securities issued by the 2012 Trusts, if the 2012 Trusts are unable to make scheduled distributions to the holders of the senior guaranteed trust securities, under the guarantee, Group Inc. would be obligated to make those payments. As such, the \$2.25 billion of junior subordinated debt held by the 2012 Trusts for the benefit of investors is not classified as junior subordinated debt.

The APEX Trusts and the 2012 Trusts are Delaware statutory trusts sponsored by the firm and wholly-owned finance subsidiaries of the firm for regulatory and legal purposes but are not consolidated for accounting purposes.

The firm has covenanted in favor of the holders of Group Inc.'s 6.345% Junior Subordinated Debentures due February 15, 2034, that, subject to certain exceptions, the firm will not redeem or purchase the capital securities issued by the APEX Trusts or shares of Group Inc.'s Series E or Series F Preferred Stock prior to specified dates in 2022 for a price that exceeds a maximum amount determined by reference to the net cash proceeds that the firm has received from the sale of qualifying securities.

Notes to Condensed Consolidated Financial Statements (Unaudited)

Junior Subordinated Debt Issued in Connection with Trust Preferred Securities. Group Inc. issued \$2.84 billion of junior subordinated debentures in 2004 to Goldman Sachs Capital I (Trust), a Delaware statutory trust. The Trust issued \$2.75 billion of guaranteed preferred beneficial interests to third parties and \$85 million of common beneficial interests to Group Inc. and used the proceeds from the issuances to purchase the junior subordinated debentures from Group Inc. The Trust is a wholly-owned finance subsidiary of the firm for regulatory and legal purposes but is not consolidated for accounting purposes.

The firm pays interest semi-annually on the debentures at an annual rate of 6.345% and the debentures mature on February 15, 2034. The coupon rate and the payment dates applicable to the beneficial interests are the same as the interest rate and payment dates for the debentures. The firm has the right, from time to time, to defer payment of interest on the debentures, and therefore cause payment on the Trust's preferred beneficial interests to be deferred, in each case up to ten consecutive semi-annual periods. During any such extension period, the firm will not be permitted to, among other things, pay dividends on or make certain repurchases of its common stock. The Trust is not permitted to pay any distributions on the common beneficial interests held by Group Inc. unless all dividends payable on the preferred beneficial interests have been paid in full.

Note 17.

Other Liabilities and Accrued Expenses

The table below presents other liabilities and accrued expenses by type.

<i>in millions</i>	As of	
	March 2013	December 2012
Compensation and benefits	\$ 4,898	\$ 8,292
Insurance-related liabilities ¹	10,178	10,274
Noncontrolling interests ²	432	508
Income tax-related liabilities ³	3,086	2,724
Employee interests in consolidated funds	245	246
Subordinated liabilities issued by consolidated VIEs	993	1,360
Accrued expenses and other ⁴	18,721	18,991
Total	\$38,553	\$42,395

1. Represents liabilities for future benefits and unpaid claims carried at fair value under the fair value option as of March 2013 and December 2012, respectively.
2. Includes \$367 million and \$419 million related to consolidated investment funds as of March 2013 and December 2012, respectively.
3. See Note 24 for further information about income taxes.
4. Includes \$14.52 billion and \$14.62 billion of liabilities related to the firm's reinsurance business which were classified as held for sale as of March 2013 and December 2012, respectively. See Note 12 for further information.

Notes to Condensed Consolidated Financial Statements (Unaudited)

Note 18.

Commitments, Contingencies and Guarantees

Commitments

The table below presents the firm's commitments.

<i>in millions</i>	Commitment Amount by Period of Expiration as of March 2013				Total Commitments as of	
	Remainder of 2013	2014- 2015	2016- 2017	2018- Thereafter	March 2013	December 2012
Commitments to extend credit ¹						
Commercial lending:						
Investment-grade	\$ 6,301	\$11,203	\$30,997	\$ 5,702	\$ 54,203	\$ 53,736
Non-investment-grade	1,603	5,086	8,976	3,450	19,115	21,102
Warehouse financing	259	524	—	—	783	784
Total commitments to extend credit	8,163	16,813	39,973	9,152	74,101	75,622
Contingent and forward starting resale and securities borrowing agreements ²	72,068	—	—	—	72,068	47,599
Forward starting repurchase and secured lending agreements ²	13,268	—	—	—	13,268	6,144
Letters of credit ³	533	179	—	15	727	789
Investment commitments	1,627	1,908	239	3,608	7,382	7,339
Other	3,483	80	27	69	3,659	4,624
Total commitments	\$99,142	\$18,980	\$40,239	\$12,844	\$171,205	\$142,117

1. Commitments to extend credit are presented net of amounts syndicated to third parties.

2. These agreements generally settle within three business days.

3. Consists of commitments under letters of credit issued by various banks which the firm provides to counterparties in lieu of securities or cash to satisfy various collateral and margin deposit requirements.

Commitments to Extend Credit

The firm's commitments to extend credit are agreements to lend with fixed termination dates and depend on the satisfaction of all contractual conditions to borrowing. The total commitment amount does not necessarily reflect actual future cash flows because the firm may syndicate all or substantial portions of these commitments and commitments can expire unused or be reduced or cancelled at the counterparty's request.

The firm generally accounts for commitments to extend credit at fair value. Losses, if any, are generally recorded, net of any fees in "Other principal transactions."

As of March 2013 and December 2012, approximately \$18.55 billion and \$16.09 billion, respectively, of the firm's lending commitments were held for investment and were accounted for on an accrual basis. The carrying value and the estimated fair value of such lending commitments were liabilities of \$78 million and \$624 million, respectively, as of March 2013, and \$63 million and \$523 million, respectively, as of December 2012. As these lending

commitments are not accounted for at fair value under the fair value option or at fair value in accordance with other U.S. GAAP, their fair value is not included in the firm's fair value hierarchy in Notes 6, 7 and 8. Had these commitments been included in the firm's fair value hierarchy, they would have primarily been classified in level 3 as of March 2013 and December 2012.

Commercial Lending. The firm's commercial lending commitments are extended to investment-grade and non-investment-grade corporate borrowers. Commitments to investment-grade corporate borrowers are principally used for operating liquidity and general corporate purposes. The firm also extends lending commitments in connection with contingent acquisition financing and other types of corporate lending as well as commercial real estate financing. Commitments that are extended for contingent acquisition financing are often intended to be short-term in nature, as borrowers often seek to replace them with other funding sources.

Notes to Condensed Consolidated Financial Statements (Unaudited)

Sumitomo Mitsui Financial Group, Inc. (SMFG) provides the firm with credit loss protection on certain approved loan commitments (primarily investment-grade commercial lending commitments). The notional amount of such loan commitments was \$30.95 billion and \$32.41 billion as of March 2013 and December 2012, respectively. The credit loss protection on loan commitments provided by SMFG is generally limited to 95% of the first loss the firm realizes on such commitments, up to a maximum of approximately \$950 million. In addition, subject to the satisfaction of certain conditions, upon the firm's request, SMFG will provide protection for 70% of additional losses on such commitments, up to a maximum of \$1.13 billion, of which \$300 million of protection had been provided as of both March 2013 and December 2012. The firm also uses other financial instruments to mitigate credit risks related to certain commitments not covered by SMFG. These instruments primarily include credit default swaps that reference the same or similar underlying instrument or entity or credit default swaps that reference a market index.

Warehouse Financing. The firm provides financing to clients who warehouse financial assets. These arrangements are secured by the warehoused assets, primarily consisting of commercial mortgage loans.

Contingent and Forward Starting Resale and Securities Borrowing Agreements/Forward Starting Repurchase and Secured Lending Agreements

The firm enters into resale and securities borrowing agreements and repurchase and secured lending agreements that settle at a future date. The firm also enters into commitments to provide contingent financing to its clients and counterparties through resale agreements. The firm's funding of these commitments depends on the satisfaction of all contractual conditions to the resale agreement and these commitments can expire unused.

Investment Commitments

The firm's investment commitments consist of commitments to invest in private equity, real estate and other assets directly and through funds that the firm raises and manages. These commitments include \$1.04 billion and \$872 million as of March 2013 and December 2012, respectively, related to real estate private investments and \$6.34 billion and \$6.47 billion as of March 2013 and December 2012, respectively, related to corporate and other private investments. Of these amounts, \$5.96 billion and \$6.21 billion as of March 2013 and December 2012, respectively, relate to commitments to invest in funds managed by the firm, which will be funded at market value on the date of investment.

Leases

The firm has contractual obligations under long-term noncancelable lease agreements, principally for office space, expiring on various dates through 2069. Certain agreements are subject to periodic escalation provisions for increases in real estate taxes and other charges. The table below presents future minimum rental payments, net of minimum sublease rentals.

<i>in millions</i>	As of March 2013
Remainder of 2013	\$ 304
2014	393
2015	337
2016	288
2017	270
2018	219
2019 - thereafter	1,144
Total	\$2,955

Operating leases include office space held in excess of current requirements. Rent expense relating to space held for growth is included in "Occupancy." The firm records a liability, based on the fair value of the remaining lease rentals reduced by any potential or existing sublease rentals, for leases where the firm has ceased using the space and management has concluded that the firm will not derive any future economic benefits. Costs to terminate a lease before the end of its term are recognized and measured at fair value on termination.

Notes to Condensed Consolidated Financial Statements (Unaudited)

Contingencies

Legal Proceedings. See Note 27 for information about legal proceedings, including certain mortgage-related matters.

Certain Mortgage-Related Contingencies. There are multiple areas of focus by regulators, governmental agencies and others within the mortgage market that may impact originators, issuers, servicers and investors. There remains significant uncertainty surrounding the nature and extent of any potential exposure for participants in this market.

- **Representations and Warranties.** The firm has not been a significant originator of residential mortgage loans. The firm did purchase loans originated by others and generally received loan-level representations of the type described below from the originators. During the period 2005 through 2008, the firm sold approximately \$10 billion of loans to government-sponsored enterprises and approximately \$11 billion of loans to other third parties. In addition, the firm transferred loans to trusts and other mortgage securitization vehicles. As of March 2013 and December 2012, the outstanding balance of the loans transferred to trusts and other mortgage securitization vehicles during the period 2005 through 2008 was approximately \$33 billion and \$35 billion, respectively. This amount reflects paydowns and cumulative losses of approximately \$92 billion (\$21 billion of which are cumulative losses) as of March 2013 and approximately \$90 billion (\$20 billion of which are cumulative losses) as of December 2012. A small number of these Goldman Sachs-issued securitizations with an outstanding principal balance of \$520 million and total paydowns and cumulative losses of \$1.54 billion (\$516 million of which are cumulative losses) as of March 2013, and an outstanding principal balance of \$540 million and total paydowns and cumulative losses of \$1.52 billion (\$508 million of which are cumulative losses) as of December 2012, were structured with credit protection obtained from monoline insurers. In connection with both sales of loans and securitizations, the firm provided loan level representations of the type described below and/or assigned the loan level representations from the party from whom the firm purchased the loans.

The loan level representations made in connection with the sale or securitization of mortgage loans varied among transactions but were generally detailed representations applicable to each loan in the portfolio and addressed matters relating to the property, the borrower and the note. These representations generally included, but were not limited to, the following: (i) certain attributes of the borrower's financial status; (ii) loan-to-value ratios, owner occupancy status and certain other characteristics of the property; (iii) the lien position; (iv) the fact that the loan was originated in compliance with law; and (v) completeness of the loan documentation.

The firm has received repurchase claims for residential mortgage loans based on alleged breaches of representations, from government-sponsored enterprises, other third parties, trusts and other mortgage securitization vehicles, which have not been significant. During the three months ended March 2013 and March 2012, the firm repurchased loans with an unpaid principal balance of less than \$10 million. The loss related to the repurchase of these loans was not material for both the three months ended March 2013 and March 2012.

Ultimately, the firm's exposure to claims for repurchase of residential mortgage loans based on alleged breaches of representations will depend on a number of factors including the following: (i) the extent to which these claims are actually made; (ii) the extent to which there are underlying breaches of representations that give rise to valid claims for repurchase; (iii) in the case of loans originated by others, the extent to which the firm could be held liable and, if it is, the firm's ability to pursue and collect on any claims against the parties who made representations to the firm; (iv) macro-economic factors, including developments in the residential real estate market; and (v) legal and regulatory developments.

Based upon the large number of defaults in residential mortgages, including those sold or securitized by the firm, there is a potential for increasing claims for repurchases. However, the firm is not in a position to make a meaningful estimate of that exposure at this time.

**Notes to Condensed Consolidated Financial Statements
(Unaudited)**

• **Foreclosure and Other Mortgage Loan Servicing Practices and Procedures.** The firm had received a number of requests for information from regulators and other agencies, including state attorneys general and banking regulators, as part of an industry-wide focus on the practices of lenders and servicers in connection with foreclosure proceedings and other aspects of mortgage loan servicing practices and procedures. The requests sought information about the foreclosure and servicing protocols and activities of Litton, a residential mortgage servicing subsidiary sold by the firm to Ocwen Financial Corporation (Ocwen) in the third quarter of 2011. The firm is cooperating with the requests and these inquiries may result in the imposition of fines or other regulatory action. In the third quarter of 2010, prior to the firm's sale of Litton, Litton had temporarily suspended evictions and foreclosure and real estate owned sales in a number of states, including those with judicial foreclosure procedures. Litton resumed these activities beginning in the fourth quarter of 2010.

In connection with the sale of Litton, the firm provided customary representations and warranties, and indemnities for breaches of these representations and warranties, to Ocwen. These indemnities are subject to various limitations, and are capped at approximately \$50 million. The firm has not yet received any claims under these indemnities. The firm also agreed to provide specific indemnities to Ocwen related to claims made by third parties with respect to servicing activities during the period that Litton was owned by the firm and which are in excess of the related reserves accrued for such matters by Litton at the time of the sale. These indemnities are capped at approximately \$125 million. The firm has recorded a reserve for the portion of these potential losses that it believes is probable and can be reasonably estimated. As of March 2013, claims under these indemnities, and payments made in connection with these claims, were not material to the firm.

The firm further agreed to provide indemnities to Ocwen not subject to a cap, which primarily relate to potential liabilities constituting fines or civil monetary penalties which could be imposed in settlements with certain terms with U.S. states' attorneys general or in consent orders with certain terms with the Federal Reserve, the Office of Thrift Supervision, the Office of the Comptroller of the Currency, the FDIC or the New York State Department of Financial Services, in each case relating to Litton's

foreclosure and servicing practices while it was owned by the firm. The firm has entered into a settlement with the Board of Governors of the Federal Reserve System (Federal Reserve Board) relating to foreclosure and servicing matters as described below.

Under the Litton sale agreement the firm also retained liabilities associated with claims related to Litton's failure to maintain lender-placed mortgage insurance, obligations to repurchase certain loans from government-sponsored enterprises, subpoenas from one of Litton's regulators, and fines or civil penalties imposed by the Federal Reserve or the New York State Department of Financial Services in connection with certain compliance matters. Management is unable to develop an estimate of the maximum potential amount of future payments under these indemnities because the firm has received no claims under these indemnities other than an immaterial amount with respect to government-sponsored enterprises. However, management does not believe, based on currently available information, that any payments under these indemnities will have a material adverse effect on the firm's financial condition.

On September 1, 2011, Group Inc. and GS Bank USA entered into a Consent Order (the Order) with the Federal Reserve Board relating to the servicing of residential mortgage loans. The terms of the Order were substantially similar and, in many respects, identical to the orders entered into with the Federal Reserve Board by other large U.S. financial institutions. The Order set forth various allegations of improper conduct in servicing by Litton, requires that Group Inc. and GS Bank USA cease and desist such conduct, and required that Group Inc. and GS Bank USA, and their boards of directors, take various affirmative steps. The Order required (i) Group Inc. and GS Bank USA to engage a third-party consultant to conduct a review of certain foreclosure actions or proceedings that occurred or were pending between January 1, 2009 and December 31, 2010; (ii) the adoption of policies and procedures related to management of third parties used to outsource residential mortgage servicing, loss mitigation or foreclosure; (iii) a "validation report" from an independent third-party consultant regarding compliance with the Order for the first year; and (iv) submission of quarterly progress reports as to compliance with the Order by the boards of directors (or committees thereof) of Group Inc. and GS Bank USA.

Notes to Condensed Consolidated Financial Statements (Unaudited)

On January 16, 2013, Group Inc. and GS Bank USA entered into a settlement in principle with the Federal Reserve Board relating to the servicing of residential mortgage loans and foreclosure processing. This settlement in principle amends the Order which is described above, provides for the termination of the independent foreclosure review under the Order and calls for Group Inc. and GS Bank USA collectively to: (i) make cash payments into a settlement fund for distribution to eligible borrowers; and (ii) provide other assistance for foreclosure prevention and loss mitigation over the next two years. The other provisions of the Order will remain in effect. On February 28, 2013, Group Inc. and GS Bank USA entered into final documentation with the Federal Reserve Board relating to the settlement.

Guarantees

The firm enters into various derivatives that meet the definition of a guarantee under U.S. GAAP, including written equity and commodity put options, written currency contracts and interest rate caps, floors and swaptions. Disclosures about derivatives are not required if they may be cash settled and the firm has no basis to conclude it is probable that the counterparties held the underlying instruments at inception of the contract. The firm has concluded that these conditions have been met for certain large, internationally active commercial and investment bank counterparties, central clearing counterparties and certain other counterparties. Accordingly, the firm has not included such contracts in the table below.

The firm, in its capacity as an agency lender, indemnifies most of its securities lending customers against losses incurred in the event that borrowers do not return securities and the collateral held is insufficient to cover the market value of the securities borrowed.

In the ordinary course of business, the firm provides other financial guarantees of the obligations of third parties (e.g., standby letters of credit and other guarantees to enable clients to complete transactions and fund-related guarantees). These guarantees represent obligations to make payments to beneficiaries if the guaranteed party fails to fulfill its obligation under a contractual arrangement with that beneficiary.

The table below presents certain information about derivatives that meet the definition of a guarantee and certain other guarantees. The maximum payout in the table below is based on the notional amount of the contract and therefore does not represent anticipated losses. See Note 7 for further information about credit derivatives that meet the definition of a guarantee which are not included below.

Because derivatives are accounted for at fair value, the carrying value is considered the best indication of payment/performance risk for individual contracts. However, the carrying values below exclude the effect of a legal right of setoff that may exist under an enforceable netting agreement and the effect of netting of cash collateral posted under enforceable credit support agreements.

	As of March 2013					Total
	Maximum Payout/Notional Amount by Period of Expiration					
<i>in millions</i>	Carrying Value of Net Liability	Remainder of 2013	2014-2015	2016-2017	2018-Thereafter	
Derivatives ¹	\$8,083	\$318,426	\$275,467	\$53,158	\$58,370	\$705,421
Securities lending indemnifications ²	—	30,360	—	—	—	30,360
Other financial guarantees ³	142	751	455	1,268	1,028	3,502

1. These derivatives are risk managed together with derivatives that do not meet the definition of a guarantee, and therefore these amounts do not reflect the firm's overall risk related to its derivative activities. As of December 2012, the carrying value of the net liability and the notional amount related to derivative guarantees were \$8.58 billion and \$663.15 billion, respectively.

2. Collateral held by the lenders in connection with securities lending indemnifications was \$31.24 billion as of March 2013. Because the contractual nature of these arrangements requires the firm to obtain collateral with a market value that exceeds the value of the securities lent to the borrower, there is minimal performance risk associated with these guarantees. As of December 2012, the maximum payout and collateral held related to securities lending indemnifications were \$27.12 billion and \$27.89 billion, respectively.

3. Other financial guarantees excludes certain commitments to issue standby letters of credit that are included in "Commitments to extend credit." See table in "Commitments" above for a summary of the firm's commitments. As of December 2012, the carrying value of the net liability and the maximum payout related to other financial guarantees were \$152 million and \$3.48 billion, respectively.

**Notes to Condensed Consolidated Financial Statements
(Unaudited)**

Guarantees of Securities Issued by Trusts. The firm has established trusts, including Goldman Sachs Capital I, the APEX Trusts, the 2012 Trusts, and other entities for the limited purpose of issuing securities to third parties, lending the proceeds to the firm and entering into contractual arrangements with the firm and third parties related to this purpose. The firm does not consolidate these entities. See Note 16 for further information about the transactions involving Goldman Sachs Capital I, the APEX Trusts, and the 2012 Trusts.

The firm effectively provides for the full and unconditional guarantee of the securities issued by these entities. Timely payment by the firm of amounts due to these entities under the guarantee, borrowing, preferred stock and related contractual arrangements will be sufficient to cover payments due on the securities issued by these entities.

Management believes that it is unlikely that any circumstances will occur, such as nonperformance on the part of paying agents or other service providers, that would make it necessary for the firm to make payments related to these entities other than those required under the terms of the guarantee, borrowing, preferred stock and related contractual arrangements and in connection with certain expenses incurred by these entities.

Indemnities and Guarantees of Service Providers. In the ordinary course of business, the firm indemnifies and guarantees certain service providers, such as clearing and custody agents, trustees and administrators, against specified potential losses in connection with their acting as an agent of, or providing services to, the firm or its affiliates.

The firm may also be liable to some clients for losses caused by acts or omissions of third-party service providers, including sub-custodians and third-party brokers. In addition, the firm is a member of payment, clearing and settlement networks as well as securities exchanges around the world that may require the firm to meet the obligations of such networks and exchanges in the event of member defaults.

In connection with its prime brokerage and clearing businesses, the firm agrees to clear and settle on behalf of its clients the transactions entered into by them with other brokerage firms. The firm's obligations in respect of such transactions are secured by the assets in the client's account as well as any proceeds received from the transactions cleared and settled by the firm on behalf of the client. In connection with joint venture investments, the firm may issue loan guarantees under which it may be liable in the event of fraud, misappropriation, environmental liabilities and certain other matters involving the borrower.

The firm is unable to develop an estimate of the maximum payout under these guarantees and indemnifications. However, management believes that it is unlikely the firm will have to make any material payments under these arrangements, and no material liabilities related to these guarantees and indemnifications have been recognized in the condensed consolidated statements of financial condition as of March 2013 or December 2012.

Other Representations, Warranties and Indemnifications.

The firm provides representations and warranties to counterparties in connection with a variety of commercial transactions and occasionally indemnifies them against potential losses caused by the breach of those representations and warranties. The firm may also provide indemnifications protecting against changes in or adverse application of certain U.S. tax laws in connection with ordinary-course transactions such as securities issuances, borrowings or derivatives.

In addition, the firm may provide indemnifications to some counterparties to protect them in the event additional taxes are owed or payments are withheld, due either to a change in or an adverse application of certain non-U.S. tax laws.

These indemnifications generally are standard contractual terms and are entered into in the ordinary course of business. Generally, there are no stated or notional amounts included in these indemnifications, and the contingencies triggering the obligation to indemnify are not expected to occur. The firm is unable to develop an estimate of the maximum payout under these guarantees and indemnifications. However, management believes that it is unlikely the firm will have to make any material payments under these arrangements, and no material liabilities related to these arrangements have been recognized in the condensed consolidated statements of financial condition as of March 2013 or December 2012.

**Notes to Condensed Consolidated Financial Statements
(Unaudited)**

Guarantees of Subsidiaries. Group Inc. fully and unconditionally guarantees the securities issued by GS Finance Corp., a wholly-owned finance subsidiary of the firm.

Group Inc. has guaranteed the payment obligations of Goldman, Sachs & Co. (GS&Co.), GS Bank USA and Goldman Sachs Execution & Clearing, L.P. (GSEC), subject to certain exceptions.

In November 2008, the firm contributed subsidiaries into GS Bank USA, and Group Inc. agreed to guarantee the reimbursement of certain losses, including credit-related losses, relating to assets held by the contributed entities. In connection with this guarantee, Group Inc. also agreed to pledge to GS Bank USA certain collateral, including interests in subsidiaries and other illiquid assets.

In addition, Group Inc. guarantees many of the obligations of its other consolidated subsidiaries on a transaction-by-transaction basis, as negotiated with counterparties. Group Inc. is unable to develop an estimate of the maximum payout under its subsidiary guarantees; however, because these guaranteed obligations are also obligations of consolidated subsidiaries, Group Inc.'s liabilities as guarantor are not separately disclosed.

Note 19.**Shareholders' Equity****Common Equity**

On April 15, 2013, Group Inc. declared a dividend of \$0.50 per common share to be paid on June 27, 2013 to common shareholders of record on May 30, 2013.

The firm's share repurchase program is intended to help maintain the appropriate level of common equity. The repurchase program is effected primarily through regular open-market purchases, the amounts and timing of which are determined primarily by the firm's current and projected capital positions (i.e., comparisons of the firm's desired level and composition of capital to its actual level and composition of capital), but which may also be influenced by general market conditions and the prevailing price and trading volumes of the firm's common stock. Any repurchase of the firm's common stock requires approval by the Federal Reserve Board.

During the three months ended March 2013, the firm repurchased 10.1 million shares of its common stock at an average cost per share of \$150.53, for a total cost of \$1.52 billion, under the share repurchase program. In addition, pursuant to the terms of certain share-based compensation plans, employees may remit shares to the firm or the firm may cancel RSUs to satisfy minimum statutory employee tax withholding requirements. Under these plans, during the three months ended March 2013, employees remitted 70,754 shares with a total value of \$10 million and the firm cancelled 3.2 million of RSUs with a total value of \$458 million.

On March 25, 2013, the firm amended its warrant agreement with Berkshire Hathaway Inc. and certain of its subsidiaries (collectively, Berkshire Hathaway) to require net share settlement and to specify the exercise date as October 1, 2013. Under the amended agreement, the firm will deliver to Berkshire Hathaway the number of shares of common stock equal in value to the difference between the average closing price of the firm's common stock over the 10 trading days preceding October 1, 2013 and the exercise price of \$115.00 multiplied by the number of shares of common stock (43.5 million) covered by the warrant.

Notes to Condensed Consolidated Financial Statements (Unaudited)

Preferred Equity

The table below presents perpetual preferred stock issued and outstanding as of March 2013.

Series	Shares Authorized	Shares Issued	Shares Outstanding	Dividend Rate	Redemption Value (in millions)
A	50,000	30,000	29,999	3 month LIBOR + 0.75%, with floor of 3.75% per annum	\$ 750
B	50,000	32,000	32,000	6.20% per annum	800
C	25,000	8,000	8,000	3 month LIBOR + 0.75%, with floor of 4.00% per annum	200
D	60,000	54,000	53,999	3 month LIBOR + 0.67%, with floor of 4.00% per annum	1,350
E	17,500	17,500	17,500	3 month LIBOR + 0.77%, with floor of 4.00% per annum	1,750
F	5,000	5,000	5,000	3 month LIBOR + 0.77%, with floor of 4.00% per annum	500
I	34,500	34,000	34,000	5.95% per annum	850
	242,000	180,500	180,498		\$6,200

Each share of non-cumulative Series A Preferred Stock, Series B Preferred Stock, Series C Preferred Stock and Series D Preferred Stock issued and outstanding has a par value of \$0.01, has a liquidation preference of \$25,000, is represented by 1,000 depositary shares and is redeemable at the firm's option, at a redemption price equal to \$25,000 plus declared and unpaid dividends.

Each share of non-cumulative Series E and Series F Preferred Stock issued and outstanding has a par value of \$0.01, has a liquidation preference of \$100,000 and is redeemable at the option of the firm at any time subject to certain covenant restrictions governing the firm's ability to redeem or purchase the preferred stock without issuing common stock or other instruments with equity-like characteristics, at a redemption price equal to \$100,000 plus declared and unpaid dividends. See Note 16 for further information about the replacement capital covenants applicable to the Series E and Series F Preferred Stock.

Each share of non-cumulative Series I Preferred Stock issued and outstanding has a par value of \$0.01, has a liquidation preference of \$25,000, is represented by 1,000 depositary shares and is redeemable at the firm's option beginning November 10, 2017 at a redemption price equal to \$25,000 plus accrued and unpaid dividends.

Any redemption of preferred stock by the firm requires the approval of the Federal Reserve Board. All series of preferred stock are pari passu and have a preference over the firm's common stock on liquidation. Dividends on each series of preferred stock, if declared, are payable quarterly in arrears. The firm's ability to declare or pay dividends on, or purchase, redeem or otherwise acquire, its common stock is subject to certain restrictions in the event that the firm fails to pay or set aside full dividends on the preferred stock for the latest completed dividend period.

On April 25, 2013, Group Inc. issued 40,000 shares of perpetual 5.50% Fixed-to-Floating Rate Non-Cumulative Preferred Stock, Series J, par value \$0.01 per share (Series J Preferred Stock), out of a total of 46,000 shares of Series J Preferred Stock authorized for issuance. Each share of Series J Preferred Stock issued and outstanding has a liquidation preference of \$25,000, is represented by 1,000 depositary shares and is redeemable at the firm's option beginning May 10, 2023, at a redemption price equal to \$25,000 plus accrued and unpaid dividends. Dividends on Series J Preferred Stock, if declared, will be payable quarterly at a fixed rate per annum of 5.50% from the issuance date to, but excluding, May 10, 2023, and thereafter at a rate per annum equal to three-month LIBOR plus 3.64%.

Notes to Condensed Consolidated Financial Statements (Unaudited)

The table below presents preferred dividends declared on preferred stock.

	Three Months Ended March			
	2013		2012	
	<i>per share</i>	<i>in millions</i>	<i>per share</i>	<i>in millions</i>
Series A	\$234.38	\$ 7	\$239.58	\$ 7
Series B	387.50	12	387.50	12
Series C	250.00	2	255.56	2
Series D	250.00	14	255.56	14
Series E	977.78	17	—	—
Series F	977.78	5	—	—
Series I	437.99	15	—	—
Total		\$72		\$35

Accumulated Other Comprehensive Income/(Loss)

The tables below present accumulated other comprehensive income/(loss) by type.

<i>in millions</i>	As of March 2013			
	Currency translation adjustment, net of tax	Pension and postretirement liability adjustments, net of tax	Net unrealized gains/(losses) on available-for-sale securities, net of tax	Accumulated other comprehensive income/(loss), net of tax
Balance, beginning of year	\$(314)	\$(206)	\$327	\$(193)
Other comprehensive income/(loss)	(26)	(4)	15	(15)
Balance, end of period	\$(340)	\$(210)	\$342¹	\$(208)

<i>in millions</i>	As of December 2012			
	Currency translation adjustment, net of tax	Pension and postretirement liability adjustments, net of tax	Net unrealized gains/(losses) on available-for-sale securities, net of tax	Accumulated other comprehensive income/(loss), net of tax
Balance, beginning of year	\$(225)	\$(374)	\$ 83	\$(516)
Other comprehensive income/(loss)	(89)	168	244	323
Balance, end of year	\$(314)	\$(206)	\$327¹	\$(193)

1. Substantially all consists of net unrealized gains on securities held by the firm's insurance subsidiaries as of both March 2013 and December 2012.

Notes to Condensed Consolidated Financial Statements (Unaudited)

Note 20.

Regulation and Capital Adequacy

The Federal Reserve Board is the primary regulator of Group Inc., a bank holding company under the Bank Holding Company Act of 1956 (BHC Act) and a financial holding company under amendments to the BHC Act effected by the U.S. Gramm-Leach-Bliley Act of 1999. As a bank holding company, the firm is subject to consolidated regulatory capital requirements that are computed in accordance with the Federal Reserve Board's risk-based capital regulations (which are based on the 'Basel 1' Capital Accord of the Basel Committee) reflecting the Federal Reserve Board's revised market risk regulatory capital requirements which became effective on January 1, 2013. These capital requirements are expressed as capital ratios that compare measures of capital to risk-weighted assets (RWAs). The firm's U.S. bank depository institution subsidiaries, including GS Bank USA, are subject to similar capital requirements.

Under the Federal Reserve Board's capital adequacy requirements and the regulatory framework for prompt corrective action that is applicable to GS Bank USA, the firm and its U.S. bank depository institution subsidiaries must meet specific capital requirements that involve quantitative measures of assets, liabilities and certain off-balance-sheet items as calculated under regulatory reporting practices. The firm and its U.S. bank depository institution subsidiaries' capital amounts, as well as GS Bank USA's prompt corrective action classification, are also subject to qualitative judgments by the regulators about components, risk weightings and other factors.

Many of the firm's subsidiaries, including GS&Co. and the firm's other broker-dealer subsidiaries, are subject to separate regulation and capital requirements as described below.

Group Inc.

Federal Reserve Board regulations require bank holding companies to maintain a minimum Tier 1 capital ratio of 4% and a minimum total capital ratio of 8%. The required minimum Tier 1 capital ratio and total capital ratio in order to be considered a "well-capitalized" bank holding company under the Federal Reserve Board guidelines are 6% and 10%, respectively. Bank holding companies may be expected to maintain ratios well above the minimum levels, depending on their particular condition, risk profile and growth plans. The minimum Tier 1 leverage ratio is 3% for bank holding companies that have received the highest supervisory rating under Federal Reserve Board guidelines

or that have implemented the Federal Reserve Board's risk-based capital measure for market risk. Other bank holding companies must have a minimum Tier 1 leverage ratio of 4%.

The table below presents information regarding Group Inc.'s regulatory capital ratios under Basel 1, as implemented by the Federal Reserve Board. The information as of March 2013 reflects the revised market risk regulatory capital requirements, which became effective on January 1, 2013. The information as of December 2012 is prior to the implementation of these revised market risk regulatory capital requirements.

<i>\$ in millions</i>	As of	
	March 2013	December 2012
Tier 1 capital	\$ 69,371	\$ 66,977
Tier 2 capital	\$ 13,445	\$ 13,429
Total capital	\$ 82,816	\$ 80,406
Risk-weighted assets	\$480,080	\$399,928
Tier 1 capital ratio	14.4%	16.7%
Total capital ratio	17.3%	20.1%
Tier 1 leverage ratio	7.5%	7.3%

Changes to the market risk regulatory capital requirements referenced above introduced a new methodology for determining RWAs for market risk and are designed to implement the new market risk framework of the Basel Committee, as well as the prohibition on the use of external credit ratings, as required by the Dodd-Frank Act. These revised market risk regulatory capital requirements are a significant part of the regulatory capital changes that will ultimately be reflected in the firm's capital ratios under the guidelines issued by the Basel Committee in December 2010 (Basel 3).

RWAs under the Federal Reserve Board's risk-based capital requirements are calculated based on measures of credit risk and market risk. Credit risk for on-balance sheet assets is based on the balance sheet value. For off-balance sheet exposures, including OTC derivatives and commitments, a credit equivalent amount is calculated based on the notional amount of each trade. All such assets and exposures are then assigned a risk weight depending on, among other things, whether the counterparty is a sovereign, bank or a qualifying securities firm or other entity (or if collateral is held, depending on the nature of the collateral).

**Notes to Condensed Consolidated Financial Statements
(Unaudited)**

Under Basel 1, prior to the implementation of the revised market risk regulatory capital requirements outlined above, RWAs for market risk were determined by reference to the firm's Value-at-Risk (VaR) model, supplemented by the standardized measurement method used to determine RWAs for specific risk for certain positions. Under the Federal Reserve Board's revised market risk regulatory capital requirements, which became effective on January 1, 2013, the methodology for calculating the RWAs for market risk was changed. RWAs for market risk are now determined using VaR, stressed VaR, incremental risk, comprehensive risk and a standardized measurement method for specific risk.

Tier 1 leverage ratio is defined as Tier 1 capital divided by average adjusted total assets (which includes adjustments for disallowed goodwill and intangible assets, and the carrying value of equity investments in non-financial companies that are subject to deductions from Tier 1 capital).

Regulatory Reform

The firm is currently working to implement the requirements set out in the Federal Reserve Board's "Risk-Based Capital Standards: Advanced Capital Adequacy Framework — Basel 2" (Basel 2), as applicable to Group Inc. as a bank holding company and as an advanced approach banking organization. These requirements are based on the advanced approaches under the Revised Framework for the International Convergence of Capital Measurement and Capital Standards issued by the Basel Committee. Basel 2, among other things, revises the regulatory capital framework for credit risk and equity investments, and introduces a new operational risk capital requirement. The firm will implement Basel 2 once approved to do so by regulators following the completion of a parallel run period. Based on the parallel run calculations, the firm currently meets the minimum capital requirements calculated in accordance with Basel 2, including the revised market risk regulatory capital requirements. The firm's capital adequacy ratio will also be impacted by the further changes outlined below under Basel 3 and provisions of the Dodd-Frank Act.

The "Collins Amendment" of the Dodd-Frank Act requires advanced approach banking organizations to continue, upon adoption of Basel 2, to calculate risk-based capital ratios under both Basel 2 and Basel 1 (in each case reflecting the Federal Reserve Board's revised market risk regulatory

capital requirements). For each of the Tier 1 and Total capital ratios, the lower of the Basel 1 and Basel 2 ratios calculated will be used to determine whether such advanced approach banking organizations meet their minimum risk-based capital requirements. Furthermore, the June 2012 proposals described below include provisions which, if enacted as proposed, would modify these minimum risk-based capital requirements.

In June 2012, the U.S. federal bank regulatory agencies (Agencies) proposed further modifications to their capital adequacy regulations to address aspects of both the Dodd-Frank Act and Basel 3. If enacted as proposed, the most significant changes that would impact the firm include (i) revisions to the definition of Tier 1 capital, including new deductions from Tier 1 capital, (ii) higher minimum capital and leverage ratios, (iii) a new minimum ratio of Tier 1 common equity to RWAs, (iv) new capital conservation and counter-cyclical capital buffers, (v) an additional leverage ratio that includes measures of off-balance sheet exposures, (vi) revisions to the methodology for calculating RWAs, particularly for credit risk capital requirements for derivatives and (vii) a new "standardized approach" to the calculation of RWAs that would replace the Federal Reserve Board's current Basel 1 risk-based capital framework in 2015, including for purposes of calculating the requisite capital floor under the Collins Amendment. In November 2012, the Agencies announced that the proposed effective date of January 1, 2013 for these modifications would be deferred, but have not indicated a revised effective date. These proposals incorporate the phase-out of Tier 1 capital treatment for the firm's junior subordinated debt issued to trusts; such capital would instead be eligible as Tier 2 capital under the proposals. Under the Collins Amendment, this phase-out was scheduled to begin on January 1, 2013. Due to the aforementioned deferral of the effective date of the proposed capital rules, the required application of this phase-out remains uncertain at this time. However, beginning on January 1, 2013, the firm has begun the phase-out of the firm's Tier 1 capital treatment of its junior subordinated debt issued to trusts. The firm has assumed a phase-out period allowing for only 75% of the capital instrument to be included in additional Tier 1 capital in calendar year 2013 reflecting the Federal Reserve Board's proposed capital rules. Phased-out amounts that are no longer eligible as Tier 1 capital treatment are eligible for Tier 2 capital treatment.

**Notes to Condensed Consolidated Financial Statements
(Unaudited)**

In November 2011, the Basel Committee published its final provisions for assessing the global systemic importance of banking institutions and the range of additional Tier 1 common equity that should be maintained by banking institutions deemed to be globally systemically important. The additional capital for these institutions would initially range from 1% to 2.5% of Tier 1 common equity and could be as much as 3.5% for a banking institution that increases its systemic footprint (e.g., by increasing total assets). In November 2012, the Financial Stability Board (established at the direction of the leaders of the Group of 20) indicated that the firm, based on its 2011 financial data, would be required to hold an additional 1.5% of Tier 1 common equity as a globally systemically important banking institution under the Basel Committee's methodology. The final determination of the amount of additional Tier 1 common equity that the firm will be required to hold will be based on the firm's 2013 financial data and the manner and timing of the U.S. banking regulators' implementation of the Basel Committee's methodology. The Basel Committee indicated that globally systemically important banking institutions will be required to meet the capital surcharges on a phased-in basis from 2016 through 2019.

In October 2012, the Basel Committee published its final provisions for calculating incremental capital requirements for domestic systemically important banking institutions. The provisions are complementary to the framework outlined above for global systemically important banking institutions, but are more principles-based in order to provide an appropriate degree of national discretion. The impact of these provisions on the regulatory capital requirements of GS Bank USA and the firm's other subsidiaries, including Goldman Sachs International (GSI), will depend on how they are implemented by the banking and non-banking regulators in the United States and other jurisdictions.

The Basel Committee has released other consultation papers that may result in further changes to the regulatory capital requirements, including a "Fundamental review of the trading book" and "Revisions to the Basel Securitization Framework." In addition, the Basel Committee has issued other proposals on regulatory changes including a "Supervisory framework for measuring and controlling large exposures." The full impact of these developments on the firm will not be known with certainty until after any resulting rules are finalized.

The Dodd-Frank Act contains provisions that require the registration of all swap dealers, major swap participants, security-based swap dealers and major security-based swap participants. The firm has registered certain subsidiaries as "swap dealers" under the U.S. Commodity Futures Trading Commission (CFTC) rules, including GS&Co., GS Bank USA, GSI and J. Aron & Company. These entities and other entities that would require registration under the CFTC or SEC rules will be subject to regulatory capital requirements, which have not yet been finalized by the CFTC and SEC.

The interaction among the Dodd-Frank Act, other reform initiatives contemplated by the Agencies, the Basel Committee's proposed and announced changes and other proposed or announced changes from other governmental entities and regulators (including the European Union (EU) and the U.K.'s Financial Services Authority (FSA)) adds further uncertainty to the firm's future capital and liquidity requirements and those of the firm's subsidiaries. The EU has recently finalized legislation which implements Basel 3 and it is expected to be in force for the European Union on January 1, 2014. As of April 1, 2013, GSI is regulated by the Prudential Regulation Authority (PRA) and the Financial Conduct Authority (FCA) which replaced the FSA.

Notes to Condensed Consolidated Financial Statements (Unaudited)

Bank Subsidiaries

GS Bank USA, an FDIC-insured, New York State-chartered bank and a member of the Federal Reserve System, is supervised and regulated by the Federal Reserve Board, the FDIC, the New York State Department of Financial Services and the Consumer Financial Protection Bureau, and is subject to minimum capital requirements (described below) that are calculated in a manner similar to those applicable to bank holding companies. GS Bank USA computes its capital ratios in accordance with the regulatory capital requirements currently applicable to state member banks, which are based on Basel 1 reflecting the revised market risk regulatory capital requirements as implemented by the Federal Reserve Board, for purposes of assessing the adequacy of its capital. Under the regulatory framework for prompt corrective action that is applicable to GS Bank USA, in order to be considered a “well-capitalized” depository institution, GS Bank USA must maintain a Tier 1 capital ratio of at least 6%, a total capital ratio of at least 10% and a Tier 1 leverage ratio of at least 5%. GS Bank USA has agreed with the Federal Reserve Board to maintain minimum capital ratios in excess of these “well-capitalized” levels. Accordingly, for a period of time, GS Bank USA is expected to maintain a Tier 1 capital ratio of at least 8%, a total capital ratio of at least 11% and a Tier 1 leverage ratio of at least 6%. As noted in the table below, GS Bank USA was in compliance with these minimum capital requirements as of March 2013 and December 2012.

The table below presents information regarding GS Bank USA’s regulatory capital ratios under Basel 1, as implemented by the Federal Reserve Board. The information as of March 2013 reflects the revised market risk regulatory capital requirements, which became effective on January 1, 2013. These changes resulted in increased regulatory capital requirements for market risk. The information as of December 2012 is prior to the implementation of these revised market risk regulatory capital requirements.

<i>\$ in millions</i>	As of	
	March 2013	December 2012
Tier 1 capital ¹	\$ 19,089	\$ 20,704
Tier 2 capital	\$ 56	\$ 39
Total capital	\$ 19,145	\$ 20,743
Risk-weighted assets	\$120,010	\$109,669
Tier 1 capital ratio	15.9%	18.9%
Total capital ratio	16.0%	18.9%
Tier 1 leverage ratio	16.1%	17.6%

1. The decrease from December 2012 to March 2013 is related to GS Bank USA’s \$2.00 billion dividend to Group Inc. in the first quarter of 2013.

GS Bank USA is also currently working to implement the Basel 2 framework, as implemented by the Federal Reserve Board. GS Bank USA will implement Basel 2 once approved to do so by regulators following the completion of a parallel run period. Based on the parallel run calculations, GS Bank USA currently meets the minimum capital requirements calculated in accordance with Basel 2, including the revised market risk regulatory requirements.

In addition, the capital requirements for GS Bank USA are expected to be impacted by the June 2012 proposed modifications to the Agencies’ capital adequacy regulations outlined above, including the requirements of a floor to the advanced risk-based capital ratios. If enacted as proposed, these proposals would also change the regulatory framework for prompt corrective action that is applicable to GS Bank USA by, among other things, introducing a common equity Tier 1 ratio requirement, increasing the minimum Tier 1 capital ratio requirement and introducing a supplementary leverage ratio as a component of the prompt corrective action analysis. GS Bank USA will also be impacted by aspects of the Dodd-Frank Act, including new stress tests.

The deposits of GS Bank USA are insured by the FDIC to the extent provided by law. The Federal Reserve Board requires depository institutions to maintain cash reserves with a Federal Reserve Bank. The amount deposited by the firm’s depository institution held at the Federal Reserve Bank was approximately \$49.64 billion and \$58.67 billion as of March 2013 and December 2012, respectively, which exceeded required reserve amounts by \$49.54 billion and \$58.59 billion as of March 2013 and December 2012, respectively.

Transactions between GS Bank USA and its subsidiaries and Group Inc. and its subsidiaries and affiliates (other than, generally, subsidiaries of GS Bank USA) are regulated by the Federal Reserve Board. These regulations generally limit the types and amounts of transactions (including credit extensions from GS Bank USA) that may take place and generally require those transactions to be on market terms or better to GS Bank USA.

The firm’s principal non-U.S. bank subsidiary, GSIB, is a wholly-owned credit institution, which was regulated by the FSA through March 2013, and is subject to minimum capital requirements. As of April 1, 2013, GSIB is regulated by the PRA and the FCA, which replaced the FSA. As of March 2013 and December 2012, GSIB was in compliance with all regulatory capital requirements.

**Notes to Condensed Consolidated Financial Statements
(Unaudited)****Broker-Dealer Subsidiaries**

The firm's U.S. regulated broker-dealer subsidiaries include GS&Co. and GSEC. GS&Co. and GSEC are registered U.S. broker-dealers and futures commission merchants, and are subject to regulatory capital requirements, including those imposed by the SEC, the CFTC, Chicago Mercantile Exchange, the Financial Industry Regulatory Authority, Inc. (FINRA) and the National Futures Association. Rule 15c3-1 of the SEC and Rule 1.17 of the CFTC specify uniform minimum net capital requirements, as defined, for their registrants, and also effectively require that a significant part of the registrants' assets be kept in relatively liquid form. GS&Co. and GSEC have elected to compute their minimum capital requirements in accordance with the "Alternative Net Capital Requirement" as permitted by Rule 15c3-1.

As of March 2013 and December 2012, GS&Co. had regulatory net capital, as defined by Rule 15c3-1, of \$14.80 billion and \$14.12 billion, respectively, which exceeded the amount required by \$12.85 billion and \$12.42 billion, respectively. As of March 2013 and December 2012, GSEC had regulatory net capital, as defined by Rule 15c3-1, of \$2.05 billion and \$2.02 billion, respectively, which exceeded the amount required by \$1.94 billion and \$1.92 billion, respectively.

In addition to its alternative minimum net capital requirements, GS&Co. is also required to hold tentative net capital in excess of \$1 billion and net capital in excess of \$500 million in accordance with the market and credit risk standards of Appendix E of Rule 15c3-1. GS&Co. is also required to notify the SEC in the event that its tentative net capital is less than \$5 billion. As of March 2013 and December 2012, GS&Co. had tentative net capital and net capital in excess of both the minimum and the notification requirements.

Insurance Subsidiaries

The firm has U.S. insurance subsidiaries that are subject to state insurance regulation and oversight in the states in which they are domiciled and in the other states in which they are licensed. In addition, certain of the firm's insurance subsidiaries outside of the U.S. were regulated by the FSA through March 2013. As of April 1, 2013, such entities are regulated by the PRA and the FCA, which replaced the FSA. Additionally, certain other non-U.S. insurance subsidiaries are regulated by the Bermuda Monetary Authority. The firm's insurance subsidiaries were in compliance with all regulatory capital requirements as of March 2013 and December 2012.

Other Non-U.S. Regulated Subsidiaries

The firm's principal non-U.S. regulated subsidiaries include GSI and Goldman Sachs Japan Co., Ltd. (GSJCL). GSI, the firm's regulated U.K. broker-dealer, was subject to the capital requirements imposed by the FSA through March 2013. As of April 1, 2013, GSI is regulated by the PRA and the FCA, which replaced the FSA. GSJCL, the firm's regulated Japanese broker-dealer, is subject to the capital requirements imposed by Japan's Financial Services Agency. As of March 2013 and December 2012, GSI and GSJCL were in compliance with their local capital adequacy requirements. Certain other non-U.S. subsidiaries of the firm are also subject to capital adequacy requirements promulgated by authorities of the countries in which they operate. As of March 2013 and December 2012, these subsidiaries were in compliance with their local capital adequacy requirements.

Restrictions on Payments

The regulatory requirements referred to above restrict Group Inc.'s ability to withdraw capital from its regulated subsidiaries. As of March 2013 and December 2012, Group Inc. was required to maintain approximately \$30.48 billion and \$31.01 billion, respectively, of minimum equity capital in these regulated subsidiaries. This minimum equity capital requirement includes certain restrictions imposed by federal and state laws as to the payment of dividends to Group Inc. by its regulated subsidiaries. In addition to limitations on the payment of dividends imposed by federal and state laws, the Federal Reserve Board, the FDIC and the New York State Department of Financial Services have authority to prohibit or to limit the payment of dividends by the banking organizations they supervise (including GS Bank USA) if, in the relevant regulator's opinion, payment of a dividend would constitute an unsafe or unsound practice in the light of the financial condition of the banking organization.

Notes to Condensed Consolidated Financial Statements (Unaudited)

Note 21.

Earnings Per Common Share

Basic earnings per common share (EPS) is calculated by dividing net earnings applicable to common shareholders by the weighted average number of common shares outstanding. Common shares outstanding includes common stock and RSUs for which no future service is required as a condition to the delivery of the underlying common stock. Diluted EPS includes the determinants of

basic EPS and, in addition, reflects the dilutive effect of the common stock deliverable for stock warrants and options and for RSUs for which future service is required as a condition to the delivery of the underlying common stock.

The table below presents the computations of basic and diluted EPS.

	Three Months Ended March	
<i>in millions, except per share amounts</i>	2013	2012
Numerator for basic and diluted EPS — net earnings applicable to common shareholders	\$2,188	\$2,074
Denominator for basic EPS — weighted average number of common shares	482.1	510.8
Effect of dilutive securities:		
RSUs	6.1	9.2
Stock options and warrants	21.6	9.2
Dilutive potential common shares	27.7	18.4
Denominator for diluted EPS — weighted average number of common shares and dilutive potential common shares	509.8	529.2
Basic EPS	\$ 4.53	\$ 4.05
Diluted EPS	4.29	3.92

In the table above, unvested share-based payment awards that have non-forfeitable rights to dividends or dividend equivalents are treated as a separate class of securities in calculating EPS. The impact of applying this methodology

was a reduction in basic EPS of \$0.01 for both the three months ended March 2013 and March 2012.

The diluted EPS computations in the table above do not include the following:

	Three Months Ended March	
<i>in millions</i>	2013	2012
Number of antidilutive RSUs and common shares underlying antidilutive stock options and warrants	6.1	52.5

Notes to Condensed Consolidated Financial Statements (Unaudited)

Note 22.

Transactions with Affiliated Funds

The firm has formed numerous nonconsolidated investment funds with third-party investors. As the firm generally acts as the investment manager for these funds, it is entitled to receive management fees and, in certain cases, advisory fees or incentive fees from these funds. Additionally, the firm invests alongside the third-party investors in certain funds.

The tables below present fees earned from affiliated funds, fees receivable from affiliated funds and the aggregate carrying value of the firm's interests in affiliated funds.

<i>in millions</i>	Three Months Ended March	
	2013	2012
Fees earned from affiliated funds	\$ 700	\$ 594

<i>in millions</i>	As of	
	March 2013	December 2012
Fees receivable from funds	\$ 569	\$ 704
Aggregate carrying value of interests in funds	14,114	14,725

As of March 2013 and December 2012, the firm had outstanding loans and guarantees to certain of its funds of \$89 million and \$582 million, respectively, which are collateralized by certain fund assets. These amounts relate primarily to certain real estate funds for which the firm voluntarily provided financial support to alleviate liquidity constraints during the financial crisis and, more recently, to enable them to fund investment opportunities. As of March 2013 and December 2012, the firm had no outstanding commitments to extend credit to these funds.

The Volcker Rule, as currently drafted, would restrict the firm from providing additional voluntary financial support to these funds after July 2014 (subject to extension by the Federal Reserve Board). As a general matter, in the ordinary course of business, the firm does not expect to provide additional voluntary financial support to these funds; however, in the event that such support is provided, the amount of any such support is not expected to be material. In addition, in the ordinary course of business, the firm may also engage in other activities with these funds including, among others, securities lending, trade execution, market making, custody, and acquisition and bridge financing. See Note 18 for the firm's investment commitments related to these funds.

Notes to Condensed Consolidated Financial Statements (Unaudited)

Note 23.

Interest Income and Interest Expense

Interest income is recorded on an accrual basis based on contractual interest rates. The table below presents the

sources of interest income and interest expense.

<i>in millions</i>	Three Months Ended March	
	2013	2012
Interest income		
Deposits with banks	\$ 48	\$ 38
Securities borrowed, securities purchased under agreements to resell and federal funds sold ¹	(24)	(14)
Financial instruments owned, at fair value	2,238	2,442
Other interest ²	346	367
Total interest income	2,608	2,833
Interest expense		
Deposits	93	91
Securities loaned and securities sold under agreements to repurchase	164	211
Financial instruments sold, but not yet purchased, at fair value	511	525
Short-term borrowings ³	106	168
Long-term borrowings ³	910	1,009
Other interest ⁴	(101)	(152)
Total interest expense	1,683	1,852
Net interest income	\$ 925	\$ 981

1. Includes rebates paid and interest income on securities borrowed.

2. Includes interest income on customer debit balances and other interest-earning assets.

3. Includes interest on unsecured borrowings and other secured financings.

4. Includes rebates received on other interest-bearing liabilities and interest expense on customer credit balances.

Note 24.

Income Taxes

Provision for Income Taxes

Income taxes are provided for using the asset and liability method under which deferred tax assets and liabilities are recognized for temporary differences between the financial reporting and tax bases of assets and liabilities. The firm reports interest expense related to income tax matters in "Provision for taxes" and income tax penalties in "Other expenses."

Deferred Income Taxes

Deferred income taxes reflect the net tax effects of temporary differences between the financial reporting and tax bases of assets and liabilities. These temporary differences result in taxable or deductible amounts in future years and are measured using the tax rates and laws that will be in effect when such differences are expected to

reverse. Valuation allowances are established to reduce deferred tax assets to the amount that more likely than not will be realized. Tax assets and liabilities are presented as a component of "Other assets" and "Other liabilities and accrued expenses," respectively.

Unrecognized Tax Benefits

The firm recognizes tax positions in the financial statements only when it is more likely than not that the position will be sustained on examination by the relevant taxing authority based on the technical merits of the position. A position that meets this standard is measured at the largest amount of benefit that will more likely than not be realized on settlement. A liability is established for differences between positions taken in a tax return and amounts recognized in the financial statements.

Notes to Condensed Consolidated Financial Statements (Unaudited)

Regulatory Tax Examinations

The firm is subject to examination by the U.S. Internal Revenue Service (IRS) and other taxing authorities in jurisdictions where the firm has significant business operations, such as the United Kingdom, Japan, Hong Kong, Korea and various states, such as New York. The tax years under examination vary by jurisdiction. The firm believes that during 2013, certain audits have a reasonable possibility of being completed. The firm does not expect completion of these audits to have a material impact on the firm's financial condition but it may be material to operating results for a particular period, depending, in part, on the operating results for that period.

The table below presents the earliest tax years that remain subject to examination by major jurisdiction.

Jurisdiction	As of March 2013
U.S. Federal ¹	2005
New York State and City ²	2004
United Kingdom	2007
Japan ³	2008
Hong Kong	2005
Korea	2008

1. IRS examination of fiscal 2008 through calendar 2010 began in 2011. IRS examination of fiscal 2005, 2006 and 2007 began in 2008. IRS examination of fiscal 2003 and 2004 has been completed, but the liabilities for those years are not yet final. The firm anticipates that the audits of fiscal 2005 through calendar 2010 should be completed in 2013. The audit of 2011 began in 2013 and the audit of 2012 is expected to begin in 2013.

2. New York State and City examination of fiscal 2004, 2005 and 2006 began in 2008. The examination of fiscal 2007 through 2010 began in 2013.

3. Japan National Tax Agency examination of fiscal 2005 through 2009 began in 2010. The examinations have been completed, but the liabilities for 2008 and 2009 are not yet final.

All years subsequent to the above remain open to examination by the taxing authorities. The firm believes that the liability for unrecognized tax benefits it has established is adequate in relation to the potential for additional assessments.

In January 2013, the firm was accepted into the Compliance Assurance Process program by the IRS. This program will allow the firm to work with the IRS to identify and resolve potential U.S. federal tax issues before the filing of tax returns. The 2013 tax year will be the first year examined under the program.

Note 25.

Business Segments

The firm reports its activities in the following four business segments: Investment Banking, Institutional Client Services, Investing & Lending and Investment Management.

Basis of Presentation

In reporting segments, certain of the firm's business lines have been aggregated where they have similar economic characteristics and are similar in each of the following areas: (i) the nature of the services they provide, (ii) their methods of distribution, (iii) the types of clients they serve and (iv) the regulatory environments in which they operate.

The cost drivers of the firm taken as a whole — compensation, headcount and levels of business activity — are broadly similar in each of the firm's business segments. Compensation and benefits expenses in the firm's segments reflect, among other factors, the overall performance of the firm as well as the performance of individual businesses. Consequently, pre-tax margins in one segment of the firm's business may be significantly affected by the performance of the firm's other business segments.

The firm allocates assets (including allocations of excess liquidity and cash, secured client financing and other assets), revenues and expenses among the four reportable business segments. Due to the integrated nature of these segments, estimates and judgments are made in allocating certain assets, revenues and expenses. The allocation process is based on the manner in which management currently views the performance of the segments. Transactions between segments are based on specific criteria or approximate third-party rates. Total operating expenses include corporate items that have not been allocated to individual business segments.

Notes to Condensed Consolidated Financial Statements (Unaudited)

The segment information presented in the table below is prepared according to the following methodologies:

- Revenues and expenses directly associated with each segment are included in determining pre-tax earnings.
- Net revenues in the firm's segments include allocations of interest income and interest expense to specific securities, commodities and other positions in relation to the cash generated by, or funding requirements of, such underlying positions. Net interest is included in segment

net revenues as it is consistent with the way in which management assesses segment performance.

- Overhead expenses not directly allocable to specific segments are allocated ratably based on direct segment expenses.

Management believes that the following information provides a reasonable representation of each segment's contribution to consolidated pre-tax earnings and total assets.

<i>in millions</i>		For the Three Months Ended or as of March	
		2013	2012
Investment Banking	Net revenues	\$ 1,568	\$ 1,154
	Operating expenses	1,064	871
	Pre-tax earnings	\$ 504	\$ 283
	Segment assets	\$ 1,873	\$ 1,944
Institutional Client Services	Net revenues ¹	\$ 5,139	\$ 5,709
	Operating expenses	3,566	3,938
	Pre-tax earnings	\$ 1,573	\$ 1,771
	Segment assets	\$848,375	\$842,587
Investing & Lending	Net revenues	\$ 2,068	\$ 1,911
	Operating expenses	996	958
	Pre-tax earnings	\$ 1,072	\$ 953
	Segment assets	\$ 97,303	\$ 94,457
Investment Management	Net revenues	\$ 1,315	\$ 1,175
	Operating expenses	1,090	989
	Pre-tax earnings	\$ 225	\$ 186
	Segment assets	\$ 11,672	\$ 11,944
Total	Net revenues	\$ 10,090	\$ 9,949
	Operating expenses	6,717	6,768
	Pre-tax earnings	\$ 3,373	\$ 3,181
	Total assets	\$959,223	\$950,932

1. Includes \$40 million and \$29 million for the three months ended March 2013 and March 2012, respectively, of realized gains on available-for-sale securities held in the firm's reinsurance subsidiaries.

Total operating expenses in the table above include the following expenses that have not been allocated to the firm's segments:

- charitable contributions of \$12 million for the three months ended March 2012; and
- real estate-related exit costs of \$1 million for the three months ended March 2013. Real estate-related exit costs are included in "Depreciation and amortization" in the condensed consolidated statements of earnings.

Operating expenses related to net provisions for litigation and regulatory proceedings, previously not allocated to the firm's segments, have now been allocated. This allocation is consistent with the manner in which management currently views the performance of the firm's segments. Reclassifications have been made to previously reported segment amounts to conform to the current presentation.

Notes to Condensed Consolidated Financial Statements (Unaudited)

The tables below present the amounts of net interest income or interest expense included in net revenues, and the amounts of depreciation and amortization expense included in pre-tax earnings.

<i>in millions</i>	Three Months Ended March	
	2013	2012
Investment Banking	\$ —	\$ (6)
Institutional Client Services	909	971
Investing & Lending	(13)	(27)
Investment Management	29	43
Total net interest income	\$925	\$981

<i>in millions</i>	Three Months Ended March	
	2013	2012
Investment Banking	\$ 33	\$ 42
Institutional Client Services	152	166
Investing & Lending	75	183
Investment Management	41	42
Total depreciation and amortization ¹	\$302	\$433

1. Includes real estate-related exit costs of \$1 million for the three months ended March 2013 that have not been allocated to the firm's segments.

Geographic Information

Due to the highly integrated nature of international financial markets, the firm manages its businesses based on the profitability of the enterprise as a whole. The methodology for allocating profitability to geographic regions is dependent on estimates and management judgment because a significant portion of the firm's activities require cross-border coordination in order to facilitate the needs of the firm's clients.

Geographic results are generally allocated as follows:

- Investment Banking: location of the client and investment banking team.
- Institutional Client Services: Fixed Income, Currency and Commodities Client Execution, and Equities (excluding Securities Services): location of the market-making desk; Securities Services: location of the primary market for the underlying security.
- Investing & Lending: Investing: location of the investment; Lending: location of the client.
- Investment Management: location of the sales team.

Notes to Condensed Consolidated Financial Statements (Unaudited)

The table below presents the total net revenues and pre-tax earnings of the firm by geographic region allocated based on the methodology referred to above, as well as the

percentage of total net revenues and pre-tax earnings (excluding Corporate) for each geographic region.

<i>\$ in millions</i>	Three Months Ended March			
	2013		2012	
Net revenues				
Americas ¹	\$ 6,005	60%	\$5,787	58%
EMEA ²	2,421	24	2,708	27
Asia ³	1,664	16	1,454	15
Total net revenues	\$10,090	100%	\$9,949	100%
Pre-tax earnings				
Americas ¹	\$ 1,851	55%	\$1,668	52%
EMEA ²	907	27	1,062	33
Asia ³	616	18	463	15
Subtotal	3,374	100%	3,193	100%
Corporate ⁴	(1)		(12)	
Total pre-tax earnings	\$ 3,373		\$3,181	

1. Substantially all relates to the U.S.

2. EMEA (Europe, Middle East and Africa).

3. Asia also includes Australia and New Zealand.

4. Consists of real estate-related exit costs of \$1 million for the three months ended March 2013, and charitable contributions of \$12 million for the three months ended March 2012. Net provisions for litigation and regulatory proceedings, previously included in Corporate, have now been allocated to the geographic regions. Reclassifications have been made to previously reported geographic region amounts to conform to the current presentation.

Notes to Condensed Consolidated Financial Statements (Unaudited)

Note 26.

Credit Concentrations

Credit concentrations may arise from market making, client facilitation, investing, underwriting, lending and collateralized transactions and may be impacted by changes in economic, industry or political factors. The firm seeks to mitigate credit risk by actively monitoring exposures and obtaining collateral from counterparties as deemed appropriate.

While the firm's activities expose it to many different industries and counterparties, the firm routinely executes a high volume of transactions with asset managers, investment funds, commercial banks, brokers and dealers, clearing houses and exchanges, which results in significant credit concentrations.

In the ordinary course of business, the firm may also be subject to a concentration of credit risk to a particular counterparty, borrower or issuer, including sovereign issuers, or to a particular clearing house or exchange.

The table below presents the credit concentrations in cash instruments held by the firm. As of March 2013 and December 2012, the firm did not have credit exposure to any other counterparty that exceeded 2% of total assets.

<i>\$ in millions</i>	As of	
	March 2013	December 2012
U.S. government and federal agency obligations ¹	\$114,268	\$114,418
% of total assets	11.9%	12.2%
Non-U.S. government and agency obligations ¹	\$ 57,666	\$ 62,252
% of total assets	6.0%	6.6%

1. Substantially all included in "Financial instruments owned, at fair value" and "Cash and securities segregated for regulatory and other purposes."

To reduce credit exposures, the firm may enter into agreements with counterparties that permit the firm to offset receivables and payables with such counterparties and/or enable the firm to obtain collateral on an upfront or contingent basis. Collateral obtained by the firm related to derivative assets is principally cash and is held by the firm or a third-party custodian. Collateral obtained by the firm related to resale agreements and securities borrowed transactions is primarily U.S. government and federal agency obligations and non-U.S. government and agency obligations. See Note 9 for further information about collateralized agreements and financings.

The table below presents U.S. government and federal agency obligations, and non-U.S. government and agency obligations, that collateralize resale agreements and securities borrowed transactions (including those in "Cash and securities segregated for regulatory and other purposes"). Because the firm's primary credit exposure on such transactions is to the counterparty to the transaction, the firm would be exposed to the collateral issuer only in the event of counterparty default.

<i>in millions</i>	As of	
	March 2013	December 2012
U.S. government and federal agency obligations	\$75,935	\$73,477
Non-U.S. government and agency obligations ¹	98,908	64,724

1. Principally consisting of securities issued by the governments of Germany and France.

Notes to Condensed Consolidated Financial Statements (Unaudited)

Note 27.

Legal Proceedings

The firm is involved in a number of judicial, regulatory and arbitration proceedings (including those described below) concerning matters arising in connection with the conduct of the firm's businesses. Many of these proceedings are in early stages, and many of these cases seek an indeterminate amount of damages.

Under ASC 450, an event is "reasonably possible" if "the chance of the future event or events occurring is more than remote but less than likely" and an event is "remote" if "the chance of the future event or events occurring is slight." Thus, references to the upper end of the range of reasonably possible loss for cases in which the firm is able to estimate a range of reasonably possible loss mean the upper end of the range of loss for cases for which the firm believes the risk of loss is more than slight.

With respect to proceedings described below for which management has been able to estimate a range of reasonably possible loss where (i) plaintiffs have claimed an amount of money damages, (ii) the firm is being sued by purchasers in an underwriting and is not being indemnified by a party that the firm believes will pay any judgment, or (iii) the purchasers are demanding that the firm repurchase securities, management has estimated the upper end of the range of reasonably possible loss as being equal to (a) in the case of (i), the amount of money damages claimed, (b) in the case of (ii), the amount of securities that the firm sold in the underwritings and (c) in the case of (iii), the price that purchasers paid for the securities less the estimated value, if any, as of March 2013 of the relevant securities, in each of cases (i), (ii) and (iii), taking into account any factors believed to be relevant to the particular proceeding or proceedings of that type. As of the date hereof, the firm has estimated the upper end of the range of reasonably possible aggregate loss for such proceedings and for any other proceedings described below where management has been able to estimate a range of reasonably possible aggregate loss to be approximately \$3.5 billion in excess of the aggregate reserves for such proceedings.

Management is generally unable to estimate a range of reasonably possible loss for proceedings other than those included in the estimate above, including where (i) plaintiffs have not claimed an amount of money damages, unless management can otherwise determine an appropriate

amount, (ii) the proceedings are in early stages, (iii) there is uncertainty as to the likelihood of a class being certified or the ultimate size of the class, (iv) there is uncertainty as to the outcome of pending appeals or motions, (v) there are significant factual issues to be resolved, and/or (vi) there are novel legal issues presented. However, for these cases, management does not believe, based on currently available information, that the outcomes of such proceedings will have a material adverse effect on the firm's financial condition, though the outcomes could be material to the firm's operating results for any particular period, depending, in part, upon the operating results for such period.

IPO Process Matters. Group Inc. and GS&Co. are among the numerous financial services companies that have been named as defendants in a variety of lawsuits alleging improprieties in the process by which those companies participated in the underwriting of public offerings.

GS&Co. has been named as a defendant in an action commenced on May 15, 2002 in New York Supreme Court, New York County, by an official committee of unsecured creditors on behalf of eToys, Inc., alleging that the firm intentionally underpriced eToys, Inc.'s initial public offering. The action seeks, among other things, unspecified compensatory damages resulting from the alleged lower amount of offering proceeds. On appeal from rulings on GS&Co.'s motion to dismiss, the New York Court of Appeals dismissed claims for breach of contract, professional malpractice and unjust enrichment, but permitted claims for breach of fiduciary duty and fraud to continue. On remand, the lower court granted GS&Co.'s motion for summary judgment and, on December 8, 2011, the appellate court affirmed the lower court's decision. On September 6, 2012, the New York Court of Appeals granted the creditors' motion for leave to appeal.

Group Inc. and certain of its affiliates have, together with various underwriters in certain offerings, received subpoenas and requests for documents and information from various governmental agencies and self-regulatory organizations in connection with investigations relating to the public offering process. Goldman Sachs has cooperated with these investigations.

**Notes to Condensed Consolidated Financial Statements
(Unaudited)**

World Online Litigation. In March 2001, a Dutch shareholders' association initiated legal proceedings for an unspecified amount of damages against GSI and others in Amsterdam District Court in connection with the initial public offering of World Online in March 2000, alleging misstatements and omissions in the offering materials and that the market was artificially inflated by improper public statements and stabilization activities. Goldman Sachs and ABN AMRO Rothschild served as joint global coordinators of the approximately €2.9 billion offering. GSI underwrote 20,268,846 shares and GS&Co. underwrote 6,756,282 shares for a total offering price of approximately €1.16 billion.

The district court rejected the claims against GSI and ABN AMRO, but found World Online liable in an amount to be determined. On appeal, the Netherlands Court of Appeals affirmed in part and reversed in part the decision of the district court, holding that certain of the alleged disclosure deficiencies were actionable as to GSI and ABN AMRO. On further appeal, the Netherlands Supreme Court affirmed the rulings of the Court of Appeals, except that it found certain additional aspects of the offering materials actionable and held that individual investors could potentially hold GSI and ABN AMRO responsible for certain public statements and press releases by World Online and its former CEO. The parties entered into a definitive settlement agreement, dated July 15, 2011, and GSI has paid the full amount of its contribution. In the first quarter of 2012, GSI and ABN AMRO, on behalf of the underwriting syndicate, entered into a settlement agreement with respect to a claim filed by another shareholders' association, and has paid the settlement amount in full. Other shareholders have made demands for compensation of alleged damages, and GSI and other syndicate members are discussing the possibility of settlement with certain of these shareholders.

Adelphia Communications Fraudulent Conveyance Litigation. GS&Co. is named as a defendant in two proceedings commenced in the U.S. Bankruptcy Court for the Southern District of New York, one on July 6, 2003 by a creditors committee, and the second on or about July 31, 2003 by an equity committee of Adelphia Communications, Inc. Those proceedings were consolidated in a single amended complaint filed by the Adelphia Recovery Trust on October 31, 2007. The complaint seeks, among other things, to recover, as fraudulent conveyances, approximately \$62.9 million allegedly paid to GS&Co. by Adelphia Communications, Inc. and its affiliates in respect of margin calls made in the ordinary course of business on accounts owned by members of the family that formerly controlled Adelphia Communications, Inc. The district court assumed jurisdiction over the action and, on April 8, 2011, granted GS&Co.'s motion for summary judgment. The plaintiff appealed on May 6, 2011.

Specialist Matters. Spear, Leeds & Kellogg Specialists LLC, Spear, Leeds & Kellogg, L.P. and Group Inc. are among numerous defendants named in purported class actions brought beginning in October 2003 on behalf of investors in the U.S. District Court for the Southern District of New York alleging violations of the federal securities laws and state common law in connection with NYSE floor specialist activities. On October 24, 2012, the parties entered into a definitive settlement agreement, subject to court approval. The firm has reserved the full amount of its proposed contribution to the settlement.

**Notes to Condensed Consolidated Financial Statements
(Unaudited)**

Fannie Mae Litigation. GS&Co. was added as a defendant in an amended complaint filed on August 14, 2006 in a purported class action pending in the U.S. District Court for the District of Columbia. The complaint asserts violations of the federal securities laws generally arising from allegations concerning Fannie Mae's accounting practices in connection with certain Fannie Mae-sponsored REMIC transactions that were allegedly arranged by GS&Co. The complaint does not specify a dollar amount of damages. The other defendants include Fannie Mae, certain of its past and present officers and directors, and accountants. By a decision dated May 8, 2007, the district court granted GS&Co.'s motion to dismiss the claim against it. The time for an appeal will not begin to run until disposition of the claims against other defendants. A motion to stay the action filed by the Federal Housing Finance Agency (FHFA), which took control of the foregoing action following Fannie Mae's conservatorship, was denied on November 14, 2011.

Compensation-Related Litigation. On January 17, 2008, Group Inc., its Board, executive officers and members of its management committee were named as defendants in a purported shareholder derivative action in the U.S. District Court for the Eastern District of New York predicting that the firm's 2008 Proxy Statement would violate the federal securities laws by undervaluing certain stock option awards and alleging that senior management received excessive compensation for 2007. The complaint seeks, among other things, an equitable accounting for the allegedly excessive compensation. Plaintiff's motion for a preliminary injunction to prevent the 2008 Proxy Statement from using options valuations that the plaintiff alleges are incorrect and to require the amendment of SEC Forms 4 filed by certain of the executive officers named in the complaint to reflect the stock option valuations alleged by the plaintiff was denied, and plaintiff's appeal from this denial was dismissed. On February 13, 2009, the plaintiff filed an amended complaint, which added purported direct (i.e., non-derivative) claims based on substantially the same theory. The plaintiff filed a further amended complaint on March 24, 2010, and the defendants' motion to dismiss this further amended complaint was granted on the ground that dismissal of the shareholder plaintiff's prior action relating to the firm's 2007 Proxy Statement based on the failure to make a demand to

the Board precluded relitigation of demand futility. On December 19, 2011, the appellate court vacated the order of dismissal, holding only that preclusion principles did not mandate dismissal and remanding for consideration of the alternative grounds for dismissal. On April 18, 2012, plaintiff disclosed that he no longer is a Group Inc. shareholder and thus lacks standing to continue to prosecute the action. On January 7, 2013, the district court dismissed the claim due to the plaintiff's lack of standing and the lack of any intervening shareholder.

On March 24, 2009, the same plaintiff filed an action in New York Supreme Court, New York County, against Group Inc., its directors and certain senior executives alleging violation of Delaware statutory and common law in connection with substantively similar allegations regarding stock option awards. On January 4, 2013, another purported shareholder moved to intervene as plaintiff, which defendants have opposed. On January 15, 2013, the court dismissed the action only as to the original plaintiff with prejudice due to his lack of standing.

Mortgage-Related Matters. On April 16, 2010, the SEC brought an action (SEC Action) under the U.S. federal securities laws in the U.S. District Court for the Southern District of New York against GS&Co. and Fabrice Tourre, a former employee, in connection with a CDO offering made in early 2007 (ABACUS 2007-AC1 transaction), alleging that the defendants made materially false and misleading statements to investors and seeking, among other things, unspecified monetary penalties. Investigations of GS&Co. by FINRA and of GSI by the FSA were subsequently initiated and resolved, and Group Inc. and certain of its affiliates have received subpoenas and requests for information from other regulators, regarding CDO offerings, including the ABACUS 2007-AC1 transaction, and related matters. On July 14, 2010, GS&Co. entered into a consent agreement with the SEC, settling all claims made against GS&Co. in the SEC Action, pursuant to which GS&Co. paid \$550 million of disgorgement and civil penalties, and which was approved by the U.S. District Court for the Southern District of New York on July 20, 2010.

**Notes to Condensed Consolidated Financial Statements
(Unaudited)**

On January 6, 2011, ACA Financial Guaranty Corp. filed an action against GS&Co. in respect of the ABACUS 2007-AC1 transaction in New York Supreme Court, New York County. The complaint includes allegations of fraudulent inducement, fraudulent concealment and unjust enrichment and seeks at least \$30 million in compensatory damages, at least \$90 million in punitive damages and unspecified disgorgement. On April 25, 2011, the plaintiff filed an amended complaint and, on June 3, 2011, GS&Co. moved to dismiss the amended complaint. By a decision dated April 23, 2012, the court granted the motion to dismiss as to the unjust enrichment claim and denied the motion as to the other claims, and on May 29, 2012, GS&Co. appealed the decision to the extent that its motion was denied and filed counterclaims for breach of contract and fraudulent inducement, and third-party claims against ACA Management, LLC for breach of contract, unjust enrichment and indemnification. ACA Financial Guaranty Corp. and ACA Management, LLC moved to dismiss GS&Co.'s counterclaims and third-party claims on August 31, 2012. On January 31, 2013, ACA filed an amended complaint naming a third party to the ABACUS 2007-AC1 transaction as an additional defendant.

Beginning April 26, 2010, a number of purported securities law class actions have been filed in the U.S. District Court for the Southern District of New York challenging the adequacy of Group Inc.'s public disclosure of, among other things, the firm's activities in the CDO market and the SEC investigation that led to the SEC Action. The purported class action complaints, which name as defendants Group Inc. and certain officers and employees of Group Inc. and its affiliates, have been consolidated, generally allege violations of Sections 10(b) and 20(a) of the Exchange Act and seek unspecified damages. Plaintiffs filed a consolidated amended complaint on July 25, 2011. On October 6, 2011, the defendants moved to dismiss, and by a decision dated June 21, 2012, the district court dismissed the claims based on Group Inc.'s not disclosing that it had received a "Wells" notice from the staff of the SEC related to the ABACUS 2007-AC1 transaction, but permitted the plaintiffs' other claims to proceed.

On February 1, 2013, a putative shareholder derivative action was filed in the U.S. District Court for the Southern District of New York against Group Inc. and certain of its officers and directors in connection with mortgage-related activities during 2006 and 2007, including three CDO offerings. The derivative complaint, which is based on similar allegations to those at issue in the consolidated class action discussed above and purported shareholder derivative actions that were previously dismissed, includes allegations of breach of fiduciary duty, challenges the accuracy and adequacy of Group Inc.'s disclosure and seeks, among other things, declaratory relief, unspecified compensatory and punitive damages and restitution from the individual defendants and certain corporate governance reforms.

In June 2012, the Board received a demand from a shareholder that the Board investigate and take action relating to the firm's mortgage-related activities and to stock sales by certain directors and executives of the firm. On February 15, 2013, this shareholder filed a putative shareholder derivative action in New York Supreme Court, New York County, against Group Inc. and certain current or former directors and employees, based on these activities and stock sales. The derivative complaint includes allegations of breach of fiduciary duty, unjust enrichment, abuse of control, gross mismanagement and corporate waste, and seeks, among other things, unspecified monetary damages, disgorgement of profits and certain corporate governance and disclosure reforms.

**Notes to Condensed Consolidated Financial Statements
(Unaudited)**

Since April 23, 2010, the Board has received other letters from shareholders demanding that the Board take action to address alleged misconduct by GS&Co., the Board and certain officers and employees of Group Inc. and its affiliates. These demands, which the Board has rejected, generally alleged misconduct in connection with the firm's securitization practices, including the ABACUS 2007-AC1 transaction, the alleged failure by Group Inc. to adequately disclose the SEC investigation that led to the SEC Action, and Group Inc.'s 2009 compensation practices.

In addition, the Board has received books and records demands from several shareholders for materials relating to, among other subjects, the firm's mortgage servicing and foreclosure activities, participation in federal programs providing assistance to financial institutions and homeowners, loan sales to Fannie Mae and Freddie Mac, mortgage-related activities and conflicts management.

GS&Co., Goldman Sachs Mortgage Company (GSMC) and GS Mortgage Securities Corp. (GSMSC) and three current or former Goldman Sachs employees are defendants in a putative class action commenced on December 11, 2008 in the U.S. District Court for the Southern District of New York brought on behalf of purchasers of various mortgage pass-through certificates and asset-backed certificates issued by various securitization trusts established by the firm and underwritten by GS&Co. in 2007. The complaint generally alleges that the registration statement and prospectus supplements for the certificates violated the federal securities laws, and seeks unspecified compensatory damages and rescission or rescissionary damages. Following dismissals of certain of the plaintiff's claims under the initial and three amended complaints, on May 5, 2011, the court granted plaintiff's motion for entry of a final judgment dismissing all its claims, thereby allowing plaintiff to appeal. The plaintiff appealed from the dismissal with respect to all 17 of the offerings included in its original complaint. By a decision dated September 6, 2012, the U.S. Court of Appeals for the Second Circuit affirmed the district court's dismissal of plaintiff's claims with respect to 10 of the offerings included

in plaintiff's original complaint but vacated the dismissal and remanded the case to the district court with instructions to reinstate the plaintiff's claims with respect to the other seven offerings. On March 18, 2013, the U.S. Supreme Court denied the defendants' petition for certiorari from the Second Circuit decision. On October 31, 2012, the plaintiff served a fourth amended complaint relating to those seven offerings, plus seven additional offerings. On June 3, 2010, another investor (who had unsuccessfully sought to intervene in the action) filed a separate putative class action asserting substantively similar allegations relating to one of the offerings included in the initial plaintiff's complaint. The district court twice granted defendants' motions to dismiss this separate action, both times with leave to replead. On July 9, 2012, that separate plaintiff filed a second amended complaint, and the defendants moved to dismiss on September 21, 2012. On December 26, 2012, that separate plaintiff filed a motion to amend the second amended complaint to add claims with respect to two additional offerings included in the initial plaintiff's complaint, which defendants have opposed. The securitization trusts issued, and GS&Co. underwrote, approximately \$11 billion principal amount of certificates to all purchasers in the fourteen offerings at issue in the complaints.

On September 30, 2010, a putative class action was filed in the U.S. District Court for the Southern District of New York against GS&Co., Group Inc. and two former GS&Co. employees on behalf of investors in \$821 million of notes issued in 2006 and 2007 by two synthetic CDOs (Hudson Mezzanine 2006-1 and 2006-2). The complaint, which was amended on February 4, 2011, asserts federal securities law and common law claims, and seeks unspecified compensatory, punitive and other damages. The defendants moved to dismiss on April 5, 2011, and the motion was granted as to plaintiff's claim of market manipulation and denied as to the remainder of plaintiff's claims by a decision dated March 21, 2012. On May 21, 2012, the defendants counterclaimed for breach of contract and fraud. On December 17, 2012, the plaintiff moved for class certification.

**Notes to Condensed Consolidated Financial Statements
(Unaudited)**

GS&Co., GSMC and GSMSC are among the defendants in a lawsuit filed in August 2011 by CIFG Assurance of North America, Inc. (CIFG) in New York Supreme Court, New York County. The complaint alleges that CIFG was fraudulently induced to provide credit enhancement for a 2007 securitization sponsored by GSMC, and seeks, among other things, the repurchase of \$24.7 million in aggregate principal amount of mortgages that CIFG had previously stated to be non-conforming, an accounting for any proceeds associated with mortgages discharged from the securitization and unspecified compensatory damages. On October 17, 2011, the Goldman Sachs defendants moved to dismiss. By a decision dated May 1, 2012, the court dismissed the fraud and accounting claims but denied the motion as to certain breach of contract claims that were also alleged. On June 6, 2012, the Goldman Sachs defendants filed counterclaims for breach of contract. In addition, the parties have each appealed the court's May 1, 2012 decision to the extent adverse. By an order dated May 7, 2013, the appellate court reversed the dismissal of the fraud claim but otherwise affirmed the trial court's May 1, 2012 decision.

In addition, on January 15, 2013, CIFG filed a complaint against GS&Co. in New York Supreme Court, New York County, alleging that GS&Co. falsely represented that a third party would independently select the collateral for a 2006 CDO. CIFG seeks unspecified compensatory and punitive damages, including claims for approximately \$10 million in connection with its purchase of notes, which CIFG has agreed to refer to arbitration with FINRA, and claims for over \$30 million for payments to discharge alleged liabilities arising from its issuance of a financial guaranty insurance policy guaranteeing payment on a credit default swap referencing the CDO, which CIFG has agreed to stay until the arbitration of the notes-related claims has concluded.

Various alleged purchasers of, and counterparties involved in transactions relating to, mortgage pass-through certificates, CDOs and other mortgage-related products (including certain Allstate affiliates, Aozora Bank, Ltd., Bank Hapoalim B.M., Basis Yield Alpha Fund (Master), Bayerische Landesbank, the Charles Schwab Corporation, Deutsche Zentral-Genossenschaftsbank, the FDIC (as receiver for Guaranty Bank), the Federal Home Loan Banks of Boston, Chicago, Indianapolis and Seattle, the FHFA (as conservator for Fannie Mae and Freddie Mac), HSH Nordbank, IKB Deutsche Industriebank AG, Landesbank Baden-Württemberg, Joel I. Sher (Chapter 11 Trustee) on

behalf of TMST, Inc. (TMST), f/k/a Thornburg Mortgage, Inc. and certain TMST affiliates, John Hancock and related parties, Massachusetts Mutual Life Insurance Company, MoneyGram Payment Systems, Inc., National Australia Bank, the National Credit Union Administration, Phoenix Light SF Limited and related parties, Prudential Insurance Company of America and related parties, Royal Park Investments SA/NV, Sealink Funding Limited, The Union Central Life Insurance Company, Ameritas Life Insurance Corp., Acacia Life Insurance Company, Watertown Savings Bank, and The Western and Southern Life Insurance Co.) have filed complaints or summonses with notice in state and federal court or initiated arbitration proceedings against firm affiliates, generally alleging that the offering documents for the securities that they purchased contained untrue statements of material fact and material omissions and generally seeking rescission and/or damages. Certain of these complaints allege fraud and seek punitive damages. Certain of these complaints also name other firms as defendants.

A number of other entities (including American International Group, Inc. (AIG), Deutsche Bank National Trust Company, John Hancock and related parties, M&T Bank, Norges Bank Investment Management, Selective Insurance Company and U.S. Bank) have threatened to assert claims of various types against the firm in connection with various mortgage-related transactions, and the firm has entered into agreements with a number of these entities to toll the relevant statute of limitations.

As of the date hereof, the aggregate notional amount of mortgage-related securities sold to plaintiffs in active cases brought against the firm where those plaintiffs are seeking rescission of such securities was approximately \$19.7 billion (which does not reflect adjustment for any subsequent paydowns or distributions or any residual value of such securities, statutory interest or any other adjustments that may be claimed). This amount does not include the threatened claims noted above, potential claims by these or other purchasers in the same or other mortgage-related offerings that have not actually been brought against the firm, or claims that have been dismissed.

Group Inc. and GS Bank USA have entered into a Consent Order and a settlement with the Federal Reserve Board relating to the servicing of residential mortgage loans and foreclosure practices. See Note 18 for information about this settlement.

**Notes to Condensed Consolidated Financial Statements
(Unaudited)**

Group Inc., GS&Co. and GSMC are among the numerous financial services firms named as defendants in a *qui tam* action originally filed by a relator on April 7, 2010 purportedly on behalf of the City of Chicago and State of Illinois in Cook County, Illinois Circuit Court asserting claims under the Illinois Whistleblower Reward and Protection Act and Chicago False Claims Act, based on allegations that defendants had falsely certified compliance with various Illinois laws, which were purportedly violated in connection with mortgage origination and servicing activities. The complaint, which was originally filed under seal, seeks treble damages and civil penalties. Plaintiff filed an amended complaint on December 28, 2011, naming GS&Co. and GSMC, among others, as additional defendants and a second amended complaint on February 8, 2012. On March 12, 2012, the action was removed to the U.S. District Court for the Northern District of Illinois, and on September 17, 2012 the district court granted the plaintiff's motion to remand the action to state court. On November 16, 2012, the defendants moved to dismiss, and discovery has been stayed pending a ruling on the motion to dismiss.

Group Inc., Litton and Ocwen are defendants in a putative class action filed on January 23, 2013 in the U.S. District Court for the Southern District of New York generally challenging the procurement manner and scope of "force-placed" hazard insurance arranged by Litton when homeowners failed to arrange for insurance as required by their mortgages. The complaint asserts claims for breach of contract, breach of fiduciary duty, misappropriation, conversion, unjust enrichment and violation of Florida unfair practices law, and seeks unspecified compensatory and punitive damages as well as declaratory and injunctive relief.

On February 25, 2013, Group Inc. was added as a defendant through an amended complaint in a putative class action, originally filed on April 6, 2012 in the U.S. District Court for the Southern District of New York, against Litton, Ocwen and Ocwen Loan Servicing, LLC (Ocwen Servicing). The amended complaint generally alleges that Litton and Ocwen Servicing systematically breached agreements and violated various federal and state consumer protection laws by failing to modify the mortgage loans of homeowners participating in the federal Home Affordable Modification Program, and names Group Inc. based on its prior ownership of Litton. The plaintiffs seek unspecified compensatory, statutory and punitive damages as well as declaratory and injunctive relief. On April 29, 2013, Group Inc. moved to dismiss.

The firm has also received, and continues to receive, requests for information and/or subpoenas from federal, state and local regulators and law enforcement authorities, relating to the mortgage-related securitization process, subprime mortgages, CDOs, synthetic mortgage-related products, particular transactions involving these products, and servicing and foreclosure activities, and is cooperating with these regulators and other authorities, including in some cases agreeing to the tolling of the relevant statute of limitations. See also "Financial Crisis-Related Matters" below.

The firm expects to be the subject of additional putative shareholder derivative actions, purported class actions, rescission and "put back" claims and other litigation, additional investor and shareholder demands, and additional regulatory and other investigations and actions with respect to mortgage-related offerings, loan sales, CDOs, and servicing and foreclosure activities. See Note 18 for further information regarding mortgage-related contingencies.

**Notes to Condensed Consolidated Financial Statements
(Unaudited)****Private Equity-Sponsored Acquisitions Litigation.**

Group Inc. and “GS Capital Partners” are among numerous private equity firms and investment banks named as defendants in a federal antitrust action filed in the U.S. District Court for the District of Massachusetts in December 2007. As amended, the complaint generally alleges that the defendants have colluded to limit competition in bidding for private equity-sponsored acquisitions of public companies, thereby resulting in lower prevailing bids and, by extension, less consideration for shareholders of those companies in violation of Section 1 of the U.S. Sherman Antitrust Act and common law. The complaint seeks, among other things, treble damages in an unspecified amount. Defendants moved to dismiss on August 27, 2008. The district court dismissed claims relating to certain transactions that were the subject of releases as part of the settlement of shareholder actions challenging such transactions, and by an order dated December 15, 2008 otherwise denied the motion to dismiss. On April 26, 2010, the plaintiffs moved for leave to proceed with a second phase of discovery encompassing additional transactions. On August 18, 2010, the court permitted discovery on eight additional transactions, and the plaintiffs filed a fourth amended complaint on October 7, 2010. On January 13, 2011, the court granted defendants’ motion to dismiss certain aspects of the fourth amended complaint. On March 1, 2011, the court granted the motion filed by certain defendants, including Group Inc., to dismiss another claim of the fourth amended complaint on the grounds that the transaction was the subject of a release as part of the settlement of a shareholder action challenging the transaction. On June 14, 2012, the plaintiffs filed a fifth amended complaint encompassing additional transactions. On July 18, 2012, the court granted defendants’ motion to dismiss certain newly asserted claims on the grounds that certain transactions are subject to releases as part of settlements of shareholder actions challenging those transactions, and denied defendants’ motion to dismiss certain additional claims as time-barred. On July 23, 2012, the defendants filed motions for summary judgment. On March 13, 2013, the court granted defendants’ motions in part and denied them in part, rejecting plaintiffs’ theory of overarching collusion, but permitting plaintiffs’ claims to proceed based on narrower theories. On April 16, 2013, the defendants filed renewed motions for summary judgment as to the certain claims and, on April 22, 2013, certain defendants, including Group Inc., filed a motion for reconsideration of the court’s summary judgment denial as to an additional claim.

IndyMac Pass-Through Certificates Litigation.

GS&Co. is among numerous underwriters named as defendants in a putative securities class action filed on May 14, 2009 in the U.S. District Court for the Southern District of New York. As to the underwriters, plaintiffs allege that the offering documents in connection with various securitizations of mortgage-related assets violated the disclosure requirements of the federal securities laws. The defendants include IndyMac-related entities formed in connection with the securitizations, the underwriters of the offerings, certain ratings agencies which evaluated the credit quality of the securities, and certain former officers and directors of IndyMac affiliates. On November 2, 2009, the underwriters moved to dismiss the complaint. The motion was granted in part on February 17, 2010 to the extent of dismissing claims based on offerings in which no plaintiff purchased, and the court reserved judgment as to the other aspects of the motion. By a decision dated June 21, 2010, the district court formally dismissed all claims relating to offerings in which no named plaintiff purchased certificates (including all offerings underwritten by GS&Co.), and both granted and denied the defendants’ motions to dismiss in various other respects. On November 16, 2012, the district court denied the plaintiffs’ motion seeking reinstatement of claims relating to 42 offerings previously dismissed for lack of standing (one of which was co-underwritten by GS&Co.) without prejudice to renewal depending on the outcome of the now-denied petition for a writ of certiorari to the U.S. Supreme Court with respect to the Second Circuit’s decision described under “Mortgage-Related Matters” above. By an order dated March 26, 2013, the district court stayed the action for 60 days and directed the parties to mediate. On May 17, 2010, four additional investors filed a motion seeking to intervene in order to assert claims based on additional offerings (including two underwritten by GS&Co.). The defendants opposed the motion on the ground that the putative intervenors’ claims were time-barred and, on June 21, 2011, the court denied the motion to intervene with respect to, among others, the claims based on the offerings underwritten by GS&Co. Certain of the putative intervenors (including those seeking to assert claims based on two offerings underwritten by GS&Co.) have appealed. GS&Co. underwrote approximately \$751 million principal amount of securities to all purchasers in the offerings at issue in the May 2010 motion to intervene.

On July 11, 2008, IndyMac Bank was placed under an FDIC receivership, and on July 31, 2008, IndyMac Bancorp, Inc. filed for Chapter 7 bankruptcy in the U.S. Bankruptcy Court in Los Angeles, California.

**Notes to Condensed Consolidated Financial Statements
(Unaudited)**

RALI Pass-Through Certificates Litigation. GS&Co. is among numerous underwriters named as defendants in a putative securities class action initially filed in September 2008 in New York Supreme Court, and subsequently removed to the U.S. District Court for the Southern District of New York. As to the underwriters, plaintiffs allege that the offering documents in connection with various offerings of mortgage-backed pass-through certificates violated the disclosure requirements of the federal securities laws. In addition to the underwriters, the defendants include Residential Capital, LLC (ResCap), Residential Accredited Loans, Inc. (RALI), Residential Funding Corporation (RFC), Residential Funding Securities Corporation (RFSC), and certain of their officers and directors. On March 31, 2010, the defendants' motion to dismiss was granted in part and denied in part by the district court, resulting in dismissal on the basis of standing of all claims relating to offerings in which no plaintiff purchased securities. In June and July 2010, the lead plaintiff and five additional investors moved to intervene in order to assert claims based on additional offerings (including two underwritten by GS&Co.). On April 28, 2011, the court granted defendants' motion to dismiss as to certain of these claims (including those relating to one offering underwritten by GS&Co. based on a release in an unrelated settlement), but otherwise permitted the intervenor case to proceed. By an order dated January 3, 2013, the district court denied the defendants' motions to dismiss certain of the intervenors' remaining claims as time barred. Class certification of the claims based on the pre-intervention offerings was initially denied by the district court, and that denial was upheld on appeal; however, following remand, on October 15, 2012, the district court certified a class in connection with the pre-intervention offerings. By an order dated January 3, 2013, the district court granted plaintiffs' application to modify the class definition to include only initial purchasers who bought the securities directly from the underwriters or their agents no later than ten trading days after the offering date (rather than just on the offering date). On March 26, 2013, the U.S. Court of Appeals for the Second Circuit denied the defendants' petition seeking leave to appeal the district court's class certification orders. On April 30, 2013, the district court granted, in part, plaintiffs' request to reinstate a number of the claims, including claims related to seven offerings underwritten by GS&Co., that were previously dismissed on March 31, 2010.

GS&Co. underwrote approximately \$5.51 billion principal amount of securities to all purchasers in the offerings for which claims have not been dismissed or which have been reinstated. On May 14, 2012, ResCap, RALI and RFC filed for Chapter 11 bankruptcy in the U.S. Bankruptcy Court for the Southern District of New York and the action has been stayed with respect to them, RFSC and certain of their officers and directors.

MF Global Securities Litigation. GS&Co. is among numerous underwriters named as defendants in class action complaints filed in the U.S. District Court for the Southern District of New York commencing November 18, 2011. These complaints generally allege that the offering materials for two offerings of MF Global Holdings Ltd. convertible notes (aggregating approximately \$575 million in principal amount) in February 2011 and July 2011, among other things, failed to describe adequately the nature, scope and risks of MF Global's exposure to European sovereign debt, in violation of the disclosure requirements of the federal securities laws. On August 20, 2012, the plaintiffs filed a consolidated amended complaint and on October 19, 2012, the defendants filed motions to dismiss the amended complaint. Numerous parties, including GS&Co., have commenced a mediation relating to various MF Global-related proceedings. GS&Co. underwrote an aggregate principal amount of approximately \$214 million of the notes. On October 31, 2011, MF Global Holdings Ltd. filed for Chapter 11 bankruptcy in the U.S. Bankruptcy Court in Manhattan, New York.

GS&Co. has also received inquiries from various governmental and regulatory bodies and self-regulatory organizations concerning certain transactions with MF Global prior to its bankruptcy filing. Goldman Sachs is cooperating with all such inquiries.

**Notes to Condensed Consolidated Financial Statements
(Unaudited)**

Employment-Related Matters. On September 15, 2010, a putative class action was filed in the U.S. District for the Southern District of New York by three former female employees alleging that Group Inc. and GS&Co. have systematically discriminated against female employees in respect of compensation, promotion, assignments, mentoring and performance evaluations. The complaint alleges a class consisting of all female employees employed at specified levels by Group Inc. and GS&Co. since July 2002, and asserts claims under federal and New York City discrimination laws. The complaint seeks class action status, injunctive relief and unspecified amounts of compensatory, punitive and other damages. Group Inc. and GS&Co. filed a motion to stay the claims of one of the named plaintiffs and to compel individual arbitration with that individual, based on an arbitration provision contained in an employment agreement between Group Inc. and the individual. On April 28, 2011, the magistrate judge to whom the district judge assigned the motion denied the motion, and the district court affirmed the magistrate judge's decision on November 15, 2011. On March 21, 2013, the U.S. Court of Appeals for the Second Circuit reversed the district court's decision, holding that arbitration should be compelled. On June 13, 2011, Group Inc. and GS&Co. moved to strike the class allegations of one of the three named plaintiffs based on her failure to exhaust administrative remedies. On September 29, 2011, the magistrate judge recommended denial of the motion to strike and, on January 10, 2012, the district court denied the motion to strike. On July 22, 2011, Group Inc. and GS&Co. moved to strike all of the plaintiffs' class allegations, and for partial summary judgment as to plaintiffs' disparate impact claims. By a decision dated January 19, 2012, the magistrate judge recommended that defendants' motion be denied as premature. The defendants filed objections to that recommendation with the district judge and on July 17, 2012, the district court issued a decision granting in part Group Inc.'s and GS&Co.'s motion to strike plaintiffs' class allegations on the ground that plaintiffs lacked standing to pursue certain equitable remedies and denying in part Group Inc.'s and GS&Co.'s motion to strike plaintiffs' class allegations in their entirety as premature.

Investment Management Services. Group Inc. and certain of its affiliates are parties to various civil litigation and arbitration proceedings and other disputes with clients relating to losses allegedly sustained as a result of the firm's investment management services. These claims generally seek, among other things, restitution or other compensatory damages and, in some cases, punitive damages. In addition, Group Inc. and its affiliates are subject from time to time to investigations and reviews by various governmental and regulatory bodies and self-regulatory organizations in connection with the firm's investment management services. Goldman Sachs is cooperating with all such investigations and reviews.

Goldman Sachs Asset Management International (GSAMI) is the defendant in an action filed on July 9, 2012 with the High Court of Justice in London by certain entities representing Vervoer, a Dutch pension fund, alleging that GSAMI was negligent in performing its duties as investment manager in connection with the allocation of the plaintiffs' funds among asset managers in accordance with asset allocations provided by plaintiffs and that GSAMI breached its contractual and common law duties to the plaintiffs. Specifically, plaintiffs allege that GSAMI caused their assets to be invested in unsuitable products for an extended period, thereby causing in excess of €67 million in losses, and caused them to be under-exposed for a period of time to certain other investments that performed well, thereby resulting in foregone potential gains. The plaintiffs are seeking unspecified monetary damages. On November 2, 2012, GSAMI served its defense to the allegations and on December 21, 2012, the plaintiffs served their reply to the defense.

**Notes to Condensed Consolidated Financial Statements
(Unaudited)**

Financial Advisory Services. Group Inc. and certain of its affiliates are parties to various civil litigation and arbitration proceedings and other disputes with clients and third parties relating to the firm's financial advisory activities. These claims generally seek, among other things, compensatory damages and, in some cases, punitive damages, and in certain cases allege that the firm did not appropriately disclose or deal with conflicts of interest. In addition, Group Inc. and its affiliates are subject from time to time to investigations and reviews by various governmental and regulatory bodies and self-regulatory organizations in connection with conflicts of interest. Goldman Sachs is cooperating with all such investigations and reviews.

Group Inc., GS&Co. and The Goldman, Sachs & Co. L.L.C. are defendants in an action brought by the founders and former majority shareholders of Dragon Systems, Inc. (Dragon) on November 18, 2008, alleging that the plaintiffs incurred losses due to GS&Co.'s financial advisory services provided in connection with the plaintiffs' exchange of their purported \$300 million interest in Dragon for stock of Lernout & Hauspie Speech Products, N.V. (L&H) in 2000. L&H filed for Chapter 11 bankruptcy in the U.S. Bankruptcy Court in Wilmington, Delaware on November 29, 2000. The action is pending in the United States District Court for the District of Massachusetts. The complaint sought unspecified compensatory, punitive and other damages, and alleged breach of fiduciary duty, violation of Massachusetts unfair trade practices laws, negligence, negligent and intentional misrepresentation, gross negligence, willful misconduct and bad faith. Former minority shareholders of Dragon brought a similar action against GS&Co. with respect to their purported \$49 million interest in Dragon, and this action was consolidated with the action described above. By an order dated October 31, 2012, the court granted summary judgment with respect to certain counterclaims and an indemnification claim brought by the Goldman Sachs defendants against one of the shareholders, but denied summary judgment with respect to all other claims. On January 23, 2013, a jury found in favor of the Goldman Sachs defendants on the plaintiffs' claims for negligence, negligent and intentional misrepresentation, gross negligence, and breach of fiduciary duty. The plaintiffs' claims for violation of Massachusetts unfair trade practices laws will be addressed by the district court and have not yet been decided.

Sales, Trading and Clearance Practices. Group Inc. and certain of its affiliates are subject to a number of investigations and reviews, certain of which are industry-wide, by various governmental and regulatory bodies and self-regulatory organizations relating to the sales, trading and clearance of corporate and government securities and other financial products, including compliance with the SEC's short sale rule, algorithmic and quantitative trading, futures trading, transaction reporting, securities lending practices, trading and clearance of credit derivative instruments, commodities trading, private placement practices and compliance with the U.S. Foreign Corrupt Practices Act.

The European Commission announced in April 2011 that it was initiating proceedings to investigate further numerous financial services companies, including Group Inc., in connection with the supply of data related to credit default swaps and in connection with profit sharing and fee arrangements for clearing of credit default swaps, including potential anti-competitive practices. The proceedings in connection with the supply of data related to credit default swaps are ongoing. Group Inc.'s current understanding is that the proceedings related to profit sharing and fee arrangements for clearing of credit default swaps have been suspended indefinitely. The firm has received civil investigative demands from the U.S. Department of Justice (DOJ) for information on similar matters. Goldman Sachs is cooperating with the investigations and reviews.

GS&Co. is among the numerous defendants in a putative antitrust class action filed on May 3, 2013 in the U.S. District Court for the Northern District of Illinois. The complaint generally alleges that defendants violated federal antitrust laws by conspiring to inflate bid-ask spreads for credit derivatives. The complaint seeks declaratory and injunctive relief as well as treble damages in an unspecified amount.

Insider Trading Investigations. From time to time, the firm and its employees are the subject of or otherwise involved in regulatory investigations relating to insider trading, the potential misuse of material nonpublic information and the effectiveness of the firm's insider trading controls and information barriers. It is the firm's practice to cooperate fully with any such investigations.

**Notes to Condensed Consolidated Financial Statements
(Unaudited)**

Research Investigations. From time to time, the firm is the subject of or otherwise involved in regulatory investigations relating to research practices, including research independence and interactions between research analysts and other firm personnel, including investment banking personnel. It is the firm's practice to cooperate fully with any such investigations.

EU Price-Fixing Matter. On July 5, 2011, the European Commission issued a Statement of Objections to Group Inc. raising allegations of an industry-wide conspiracy to fix prices for power cables, including by an Italian cable company in which certain Goldman Sachs-affiliated investment funds held ownership interests from 2005 to 2009. The Statement of Objections proposes to hold Group Inc. jointly and severally liable for some or all of any fine levied against the cable company under the concept of parental liability under EU competition law.

Municipal Securities Matters. Group Inc. and certain of its affiliates are subject to a number of investigations and reviews by various governmental and regulatory bodies and self-regulatory organizations relating to transactions involving municipal securities, including wall-cross procedures and conflict of interest disclosure with respect to state and municipal clients, the trading and structuring of municipal derivative instruments in connection with municipal offerings, political contribution rules, underwriting of Build America Bonds, municipal advisory services and the possible impact of credit default swap transactions on municipal issuers. Goldman Sachs is cooperating with the investigations and reviews.

Group Inc., Goldman Sachs Mitsui Marine Derivative Products, L.P. (GSMMDP) and GS Bank USA are among numerous financial services firms that have been named as defendants in numerous substantially identical individual antitrust actions filed beginning on November 12, 2009 that have been coordinated with related antitrust class action litigation and individual actions, in which no Goldman Sachs affiliate is named, for pre-trial proceedings in the U.S. District Court for the Southern District of New York. The plaintiffs include individual California municipal entities and three New York non-profit entities. All of these complaints against Group Inc., GSMMDP and GS Bank USA generally allege that the Goldman Sachs defendants participated in a conspiracy to arrange bids, fix prices and

divide up the market for derivatives used by municipalities in refinancing and hedging transactions from 1992 to 2008. The complaints assert claims under the federal antitrust laws and either California's Cartwright Act or New York's Donnelly Act, and seek, among other things, treble damages under the antitrust laws in an unspecified amount and injunctive relief. On April 26, 2010, the Goldman Sachs defendants' motion to dismiss complaints filed by several individual California municipal plaintiffs was denied. On August 19, 2011, Group Inc., GSMMDP and GS Bank USA were voluntarily dismissed without prejudice from all actions except one brought by a California municipal entity.

On August 21, 2008, GS&Co. entered into a settlement in principle with the Office of the Attorney General of the State of New York and the Illinois Securities Department (on behalf of the North American Securities Administrators Association) regarding auction rate securities. Under the agreement, Goldman Sachs agreed, among other things, (i) to offer to repurchase at par the outstanding auction rate securities that its private wealth management clients purchased through the firm prior to February 11, 2008, with the exception of those auction rate securities where auctions were clearing, (ii) to continue to work with issuers and other interested parties, including regulatory and governmental entities, to expeditiously provide liquidity solutions for institutional investors, and (iii) to pay a \$22.5 million fine. The settlement is subject to approval by the various states. GS&Co. has entered into consent orders with New York, Illinois and most other states and is in the process of doing so with the remaining states.

On September 4, 2008, Group Inc. was named as a defendant, together with numerous other financial services firms, in two complaints filed in the U.S. District Court for the Southern District of New York alleging that the defendants engaged in a conspiracy to manipulate the auction securities market in violation of federal antitrust laws. The actions were filed, respectively, on behalf of putative classes of issuers of and investors in auction rate securities and seek, among other things, treble damages in an unspecified amount. Defendants' motion to dismiss was granted on January 26, 2010 and, by an order dated March 5, 2013, the U.S. Court of Appeals for the Second Circuit upheld the dismissal. Plaintiffs have agreed not to seek further review of that decision.

**Notes to Condensed Consolidated Financial Statements
(Unaudited)**

Beginning in February 2012, GS&Co. was named as respondent in four FINRA arbitrations filed, respectively, by the cities of Houston, Texas and Reno, Nevada, a California school district and a North Carolina municipal power authority, based on GS&Co.'s role as underwriter and broker-dealer of the claimants' issuances of an aggregate of over \$1.8 billion of auction rate securities from 2003 through 2007 (in the Houston arbitration, two other financial services firms were named as respondents, and in the North Carolina arbitration, one other financial services firm was named). Each claimant alleges that GS&Co. failed to disclose that it had a practice of placing cover bids on auctions, and failed to offer the claimant the option of a formulaic maximum rate (rather than a fixed maximum rate), and that, as a result, the claimant was forced to engage in a series of expensive refinancing and conversion transactions after the failure of the auction market (at an estimated cost, in the case of Houston, of approximately \$90 million). Houston and Reno also allege that GS&Co. advised them to enter into interest rate swaps in connection with their auction rate securities issuances, causing them to incur additional losses (including, in the case of Reno, a swap termination obligation of over \$8 million). The claimants assert claims for breach of fiduciary duty, fraudulent concealment, negligent misrepresentation, breach of contract, violations of the Exchange Act and state securities laws, and breach of duties under the rules of the Municipal Securities Rulemaking Board and the NASD, and seek unspecified damages. In federal court, GS&Co. has filed complaints and motions seeking to enjoin the Reno, California school district and North Carolina arbitrations pursuant to the exclusive forum selection clauses in the transaction documents. On November 26, 2012, GS&Co.'s motion to enjoin was denied with regard to the Reno arbitration, and GS&Co. appealed on March 11, 2013. On February 8, 2013, GS&Co.'s motion to enjoin was granted with regard to the California school district arbitration, and the California school district appealed on March 5, 2013. On April 26, 2013, GS&Co. filed its formal motion to enjoin the North Carolina arbitration, and the North Carolina municipal power authority filed a motion to dismiss GS&Co.'s complaint for lack of venue.

Financial Crisis-Related Matters. Group Inc. and certain of its affiliates are subject to a number of investigations and reviews by various governmental and regulatory bodies and self-regulatory organizations and litigation relating to the 2008 financial crisis. Goldman Sachs is cooperating with the investigations and reviews.

Report of Independent Registered Public Accounting Firm

To the Board of Directors and the Shareholders of
The Goldman Sachs Group, Inc.:

We have reviewed the accompanying condensed consolidated statement of financial condition of The Goldman Sachs Group, Inc. and its subsidiaries (the Company) as of March 31, 2013, the related condensed consolidated statements of earnings for the three months ended March 31, 2013 and 2012, the condensed consolidated statements of comprehensive income for the three months ended March 31, 2013 and 2012, the condensed consolidated statement of changes in shareholders' equity for the three months ended March 31, 2013, and the condensed consolidated statements of cash flows for the three months ended March 31, 2013 and 2012. These condensed consolidated interim financial statements are the responsibility of the Company's management.

We conducted our review in accordance with the standards of the Public Company Accounting Oversight Board (United States). A review of interim financial information consists principally of applying analytical procedures and making inquiries of persons responsible for financial and accounting matters. It is substantially less in scope than an audit conducted in accordance with the standards of the Public Company Accounting Oversight Board (United States), the objective of which is the expression of an opinion regarding the financial statements taken as a whole. Accordingly, we do not express such an opinion.

Based on our review, we are not aware of any material modifications that should be made to the accompanying condensed consolidated interim financial statements for them to be in conformity with accounting principles generally accepted in the United States of America.

We previously audited, in accordance with the standards of the Public Company Accounting Oversight Board (United States), the consolidated statement of financial condition as of December 31, 2012, and the related consolidated statements of earnings, comprehensive income, changes in shareholders' equity and cash flows for the year then ended (not presented herein), and in our report dated February 28, 2013, we expressed an unqualified opinion on those consolidated financial statements. In our opinion, the information set forth in the accompanying condensed consolidated statement of financial condition as of December 31, 2012, and the condensed consolidated statement of changes in shareholders' equity for the year ended December 31, 2012, is fairly stated in all material respects in relation to the consolidated financial statements from which it has been derived.

/s/ PRICEWATERHOUSECOOPERS LLP

New York, New York
May 8, 2013

Statistical Disclosures

Distribution of Assets, Liabilities and Shareholders' Equity

The table below presents a summary of consolidated average balances and interest rates.

in millions, except rates	Three Months Ended March					
	2013			2012		
	Average balance	Interest	Average Rate (annualized)	Average balance	Interest	Average rate (annualized)
Assets						
Deposits with banks	\$ 64,007	\$ 48	0.30%	\$ 48,029	\$ 38	0.32%
U.S.	60,919	43	0.29	43,939	29	0.27
Non-U.S.	3,088	5	0.66	4,090	9	0.89
Securities borrowed, securities purchased under agreements to resell and federal funds sold	316,390	(24)	(0.03)	348,873	(14)	(0.02)
U.S.	180,008	(85)	(0.19)	200,486	(112)	(0.22)
Non-U.S.	136,382	61	0.18	148,387	98	0.27
Financial instruments owned, at fair value ^{1, 2}	316,072	2,238	2.87	294,257	2,442	3.34
U.S.	193,652	1,510	3.16	181,376	1,590	3.53
Non-U.S.	122,420	728	2.41	112,881	852	3.04
Other interest-earning assets ³	134,889	346	1.04	133,707	367	1.10
U.S.	82,295	239	1.18	87,609	236	1.08
Non-U.S.	52,594	107	0.83	46,098	131	1.14
Total interest-earning assets	831,358	2,608	1.27	824,866	2,833	1.38
Cash and due from banks	6,074			6,770		
Other non-interest-earning assets ²	124,476			110,222		
Total assets	\$961,908			\$941,858		
Liabilities						
Interest-bearing deposits	\$ 69,118	\$ 93	0.55%	\$ 48,096	\$ 91	0.76%
U.S.	61,704	88	0.58	40,571	81	0.80
Non-U.S.	7,414	5	0.27	7,525	10	0.53
Securities loaned and securities sold under agreements to repurchase	187,101	164	0.36	176,115	211	0.48
U.S.	122,299	80	0.27	121,092	84	0.28
Non-U.S.	64,802	84	0.53	55,023	127	0.93
Financial instruments sold, but not yet purchased, at fair value ^{1, 2}	95,490	511	2.17	91,587	525	2.31
U.S.	37,028	167	1.83	40,292	162	1.62
Non-U.S.	58,462	344	2.39	51,295	363	2.85
Short-term borrowings ⁴	62,993	106	0.68	75,367	168	0.90
U.S.	43,053	97	0.91	49,891	136	1.10
Non-U.S.	19,940	9	0.18	25,476	32	0.51
Long-term borrowings ⁴	177,257	910	2.08	182,239	1,009	2.23
U.S.	170,652	881	2.09	175,006	947	2.18
Non-U.S.	6,605	29	1.78	7,233	62	3.45
Other interest-bearing liabilities ⁵	197,393	(101)	(0.21)	204,166	(152)	(0.30)
U.S.	141,253	(221)	(0.63)	150,736	(251)	(0.67)
Non-U.S.	56,140	120	0.87	53,430	99	0.75
Total interest-bearing liabilities	789,352	1,683	0.86	777,570	1,852	0.96
Non-interest-bearing deposits	750			184		
Other non-interest-bearing liabilities ²	95,104			93,280		
Total liabilities	885,206			871,034		
Shareholders' equity						
Preferred stock	6,200			3,100		
Common stock	70,502			67,724		
Total shareholders' equity	76,702			70,824		
Total liabilities and shareholders' equity	\$961,908			\$941,858		
Interest rate spread			0.41%			0.42%
Net interest income and net yield on interest-earning assets		\$ 925	0.45		\$ 981	0.48
U.S.		615	0.48		584	0.46
Non-U.S.		310	0.40		397	0.51
Percentage of interest-earning assets and interest-bearing liabilities attributable to non-U.S. operations ⁶						
Assets			37.83%			37.76%
Liabilities			27.03			25.72

1. Consists of cash financial instruments, including equity securities and convertible debentures.

2. Derivative instruments and commodities are included in other non-interest-earning assets and other non-interest-bearing liabilities.

3. Primarily consists of cash and securities segregated for regulatory and other purposes and certain receivables from customers and counterparties.

4. Interest rates include the effects of interest rate swaps accounted for as hedges.

5. Primarily consists of certain payables to customers and counterparties.

6. Assets, liabilities and interest are attributed to U.S. and non-U.S. based on the location of the legal entity in which the assets and liabilities are held.

Statistical Disclosures**Ratios**

The table below presents selected financial ratios.

	Three Months Ended March	
	2013	2012
Annualized net earnings to average assets	0.9%	0.9%
Annualized return on average common shareholders' equity ¹	12.4	12.2
Annualized return on average total shareholders' equity ²	11.8	11.9
Total average equity to average assets	8.0	7.5
Dividend payout ratio ³	11.7	8.9

1. Based on annualized net earnings applicable to common shareholders divided by average monthly common shareholders' equity.

2. Based on annualized net earnings divided by average monthly total shareholders' equity.

3. Dividends declared per common share as a percentage of diluted earnings per common share.

Item 2. Management's Discussion and Analysis of Financial Condition and Results of Operations

INDEX

	Page No.
Introduction	112
Executive Overview	112
Business Environment	114
Critical Accounting Policies	115
Use of Estimates	119
Results of Operations	120
Regulatory Developments	130
Balance Sheet and Funding Sources	133
Equity Capital	140
Off-Balance-Sheet Arrangements and Contractual Obligations	147
Overview and Structure of Risk Management	149
Liquidity Risk Management	154
Market Risk Management	161
Credit Risk Management	167
Operational Risk Management	174
Recent Accounting Developments	176
Certain Risk Factors That May Affect Our Businesses	177
Available Information	178
Cautionary Statement Pursuant to the U.S. Private Securities Litigation Reform Act of 1995	178

Management's Discussion and Analysis**Introduction**

The Goldman Sachs Group, Inc. (Group Inc.) is a leading global investment banking, securities and investment management firm that provides a wide range of financial services to a substantial and diversified client base that includes corporations, financial institutions, governments and high-net-worth individuals. Founded in 1869, the firm is headquartered in New York and maintains offices in all major financial centers around the world.

We report our activities in four business segments: Investment Banking, Institutional Client Services, Investing & Lending and Investment Management. See "Results of Operations" below for further information about our business segments.

This Management's Discussion and Analysis of Financial Condition and Results of Operations should be read in conjunction with our Annual Report on Form 10-K for the year ended December 31, 2012. References to "our Annual Report on Form 10-K" are to our Annual Report on Form 10-K for the year ended December 31, 2012.

When we use the terms "Goldman Sachs," "the firm," "we," "us" and "our," we mean Group Inc., a Delaware corporation, and its consolidated subsidiaries.

References to "this Form 10-Q" are to our Quarterly Report on Form 10-Q for the quarterly period ended March 31, 2013. All references to March 2013 and March 2012 refer to our periods ended, or the dates, as the context requires, March 31, 2013 and March 31, 2012, respectively. All references to December 2012 refer to the date December 31, 2012. Any reference to a future year refers to a year ending on December 31 of that year. Certain reclassifications have been made to previously reported amounts to conform to the current presentation.

Executive Overview

The firm generated net earnings of \$2.26 billion and diluted earnings per common share of \$4.29 for the first quarter of 2013, compared with \$2.11 billion and \$3.92 per common share, respectively, for the first quarter of 2012. Annualized return on average common shareholders' equity (ROE)¹ was 12.4% for the first quarter of 2013, compared with 12.2% for the first quarter of 2012.

Book value per common share was \$148.41 and tangible book value per common share² was \$138.62 as of March 2013, both approximately 3% higher compared with the end of 2012. During the quarter, the firm repurchased 10.1 million shares of its common stock for a total cost of \$1.52 billion. Our Tier 1 capital ratio was 14.4% and our Tier 1 common ratio³ was 12.7% as of March 2013, in each case under Basel 1 and reflecting the revised market risk regulatory capital requirements which became effective on January 1, 2013. As of December 2012, our Tier 1 capital ratio under Basel 1 was 16.7% and our Tier 1 common ratio under Basel 1 was 14.5% (prior to the implementation of the revised market risk regulatory capital requirements).

The firm generated net revenues of \$10.09 billion for the first quarter of 2013, compared with \$9.95 billion for the first quarter of 2012. These results reflected significantly higher net revenues in Investment Banking, as well as higher net revenues in both Investing & Lending and Investment Management compared with the first quarter of 2012. These increases were largely offset by lower net revenues in Institutional Client Services compared with the first quarter of 2012.

An overview of net revenues for each of our business segments is provided below.

1. See "Results of Operations — Financial Overview" below for further information about our calculation of annualized ROE.

2. Tangible book value per common share is a non-GAAP measure and may not be comparable to similar non-GAAP measures used by other companies. See "Equity Capital — Other Capital Metrics" below for further information about our calculation of tangible book value per common share.

3. Tier 1 common ratio is a non-GAAP measure and may not be comparable to similar non-GAAP measures used by other companies. See "Equity Capital — Consolidated Regulatory Capital Ratios" below for further information about our Tier 1 common ratio.

Management's Discussion and Analysis

Investment Banking

Net revenues in Investment Banking increased significantly compared with the first quarter of 2012 due to significantly higher net revenues in our Underwriting business. This increase primarily reflected significantly higher net revenues in debt underwriting, due to leveraged finance and commercial mortgage-related activity. Net revenues in equity underwriting were also significantly higher compared with the first quarter of 2012, reflecting an increase in client activity. Net revenues in Financial Advisory were essentially unchanged compared with the first quarter of 2012.

Institutional Client Services

Net revenues in Institutional Client Services decreased compared with the first quarter of 2012, reflecting lower net revenues in both Equities and Fixed Income, Currency and Commodities Client Execution.

The decrease in Fixed Income, Currency and Commodities Client Execution compared with the first quarter of 2012 was due to lower net revenues across most businesses, primarily reflecting significantly lower net revenues in interest rate products compared with a strong first quarter of 2012. Net revenues in mortgages were higher compared with the first quarter of 2012. During the quarter, Fixed Income, Currency and Commodities Client Execution operated in an environment characterized by generally tighter credit spreads and improved client activity levels compared with the fourth quarter of 2012.

The decrease in Equities compared with the first quarter of 2012 primarily reflected lower net revenues in equities client execution. This decrease reflected significantly lower net revenues in derivatives compared with a strong first quarter of 2012, partially offset by higher net revenues in cash products. Commissions and fees were lower compared with the first quarter of 2012, reflecting lower market volumes. In addition, securities services net revenues were lower compared with the first quarter of 2012. During the quarter, Equities operated in an environment generally characterized by an increase in global equity prices, lower volatility levels and improved client activity levels compared with the fourth quarter of 2012.

The net loss attributable to the impact of changes in our own credit spreads on borrowings for which the fair value option was elected was \$77 million (\$42 million and \$35 million related to Fixed Income, Currency and Commodities Client Execution and equities client execution, respectively) for the first quarter of 2013, compared with a net loss of \$224 million (\$117 million and \$107 million related to Fixed Income, Currency and Commodities Client Execution and equities client execution, respectively) for the first quarter of 2012.

Investing & Lending

Net revenues in Investing & Lending were \$2.07 billion for the first quarter of 2013, compared with \$1.91 billion for the first quarter of 2012. During the first quarter of 2013, Investing & Lending net revenues were positively impacted by an increase in equity prices and generally tighter credit spreads. Results for the first quarter of 2013 included a gain of \$24 million from our investment in the ordinary shares of Industrial and Commercial Bank of China Limited (ICBC), net gains of \$1.10 billion from other investments in equities, primarily in private equities, net gains and net interest income of \$566 million from debt securities and loans, and other net revenues of \$375 million related to our consolidated investments.

Investment Management

Net revenues in Investment Management increased compared with the first quarter of 2012, due to higher incentive fees and higher management and other fees. During the quarter, assets under supervision¹ increased \$3 billion to \$968 billion, reflecting net market appreciation of \$12 billion, primarily in equity assets. Net outflows in assets under supervision were \$9 billion, as outflows in money market assets and, to a lesser extent, alternative investment assets, were partially offset by inflows in fixed income and equity assets.

Our businesses, by their nature, do not produce predictable earnings. Our results in any given period can be materially affected by conditions in global financial markets, economic conditions generally and other factors. For a further discussion of the factors that may affect our future operating results, see "Certain Risk Factors That May Affect Our Businesses" below, as well as "Risk Factors" in Part I, Item 1A of our Annual Report on Form 10-K.

1. Assets under supervision include assets under management and other client assets. Assets under management include client assets where we earn a fee for managing assets on a discretionary basis. Other client assets include client assets invested with third-party managers, private bank deposits and advisory relationships where we earn a fee for advisory and other services, but do not have investment discretion.

Management's Discussion and Analysis**Business Environment****Global**

Global economic conditions improved during the first quarter of 2013, as real gross domestic product (GDP) appeared to increase in most major economies. However, real GDP in the Euro area appeared to decline due to continued concerns about European sovereign debt risk and ongoing fiscal retrenchment. Political developments in the Euro area temporarily increased market volatility, although the continued supportive stance of the European Central Bank (ECB) to address funding risks for European financial institutions and sovereigns helped to improve global market conditions. Positive U.S. economic data also contributed to the improvement in market sentiment. These developments contributed to generally tighter credit spreads, higher global equity prices and lower levels of volatility. In addition, the price of crude oil increased during the quarter. The U.S. dollar appreciated significantly against the Japanese yen, and appreciated against both the British pound and the Euro. In investment banking, activity levels were mixed during the quarter, as industry-wide debt underwriting activity continued at a robust pace, industry-wide equity underwriting activity improved, although initial public offerings activity remained low, and industry-wide announced and completed mergers and acquisitions activity declined compared with the fourth quarter of 2012.

United States

In the United States, real GDP growth accelerated during the quarter, reflecting an increase in the growth of consumer spending and a positive turn in the inventory cycle. The expiration of the payroll tax cuts and the increase in some income tax rates did not appear to have had a large impact on personal consumption during the quarter, but cuts in government spending continued to have a negative effect on growth. Measures of consumer and business confidence were mixed over the quarter. Housing market activity continued to improve as sales increased and housing starts were at their highest levels since mid-2008. Unemployment levels declined, although the rate of unemployment remained elevated. Measures of inflation remained subdued during the quarter. The U.S. Federal Reserve maintained its federal funds rate at a target range of zero to 0.25% and continued its program to purchase U.S. Treasury securities and mortgage-backed securities. The 10-year U.S. Treasury note yield ended the quarter at 1.87%, 9 basis points higher than at the end of 2012. In equity markets, the Dow Jones Industrial Average, the S&P 500 Index, and the NASDAQ Composite Index increased by 11%, 10% and 8%, respectively, compared with the end of 2012.

Europe

In the Euro area, real GDP appeared to decline for the sixth consecutive quarter, although at a lower rate than in the fourth quarter of 2012. This reflected a smaller decrease in consumer spending, which was partially offset by a downturn in government spending. Political uncertainty around the Italian elections and the debt crisis in Cyprus increased uncertainty in financial markets. Measures of inflation were slightly lower compared with the fourth quarter of 2012, and unemployment levels remained elevated. The ECB maintained its main refinancing operations rate at 0.75% and received payments on parts of the loans made through its longer-term refinancing operations program. The Euro depreciated by 3% against the U.S. dollar. In the United Kingdom, real GDP increased during the quarter, after having contracted during the fourth quarter of 2012. The Bank of England maintained its official bank rate at 0.50% and the British pound depreciated by 6% against the U.S. dollar. The movements in long-term government bond yields were mixed, as yields increased in Greece and Italy, declined in Spain, and only marginally changed in France, Germany and the United Kingdom. In equity markets, the FTSE 100 Index increased by 9%, the DAX Index and the CAC 40 Index both increased by 2%, and the Euro Stoxx 50 Index was essentially unchanged compared with the end of 2012.

Asia

In Japan, real GDP growth appeared to accelerate during the quarter, reflecting an upturn in private investment. In the midst of a leadership transition, the Bank of Japan introduced a 2% price stability target and made its asset purchase program open-ended. As a result of expectations for an aggressive monetary easing program, the yield on 10-year Japanese government bonds declined to near record lows, the Japanese yen depreciated against the U.S. dollar by 9% and the Nikkei 225 Index increased by 19% compared with the end of 2012. In China, real GDP growth moderated during the quarter, reflecting a slowdown in retail sales. Measures of inflation increased slightly compared with the fourth quarter of 2012. The People's Bank of China left its reserve requirement ratio unchanged during the quarter. The Chinese yuan appreciated slightly against the U.S. dollar. In equity markets, the Hang Seng Index decreased 2%, while the Shanghai Composite Index and the KOSPI Composite Index were both essentially unchanged compared with the end of 2012. In India, economic growth appeared to increase during the quarter, although growth rates are still at the lower end of the historical range. The rate of wholesale inflation declined during the quarter, but remained elevated. The Indian rupee appreciated slightly against the U.S. dollar, and the BSE Sensex Index decreased by 3% compared with the end of 2012.

Critical Accounting Policies

Fair Value

Fair Value Hierarchy. Financial instruments owned, at fair value and Financial instruments sold, but not yet purchased, at fair value (i.e., inventory), as well as certain other financial assets and financial liabilities, are reflected in our condensed consolidated statements of financial condition at fair value (i.e., marked-to-market), with related gains or losses generally recognized in our condensed consolidated statements of earnings. The use of fair value to measure financial instruments is fundamental to our risk management practices and is our most critical accounting policy.

The fair value of a financial instrument is the amount that would be received to sell an asset or paid to transfer a liability in an orderly transaction between market participants at the measurement date. In determining fair value, the hierarchy under U.S. generally accepted accounting principles (U.S. GAAP) gives (i) the highest priority to unadjusted quoted prices in active markets for identical, unrestricted assets or liabilities (level 1 inputs), (ii) the next priority to inputs other than level 1 inputs that are observable, either directly or indirectly (level 2 inputs), and (iii) the lowest priority to inputs that cannot be observed in market activity (level 3 inputs). Assets and liabilities are classified in their entirety based on the lowest level of input that is significant to their fair value measurement.

The fair values for substantially all of our financial assets and financial liabilities are based on observable prices and inputs and are classified in levels 1 and 2 of the fair value hierarchy. Certain level 2 and level 3 financial assets and financial liabilities may require appropriate valuation adjustments that a market participant would require to arrive at fair value for factors such as counterparty and the firm's credit quality, funding risk, transfer restrictions, liquidity and bid/offer spreads. Valuation adjustments are generally based on market evidence.

Instruments categorized within level 3 of the fair value hierarchy are those which require one or more significant inputs that are not observable. As of March 2013 and December 2012, level 3 assets represented 4.8% and 5.0%, respectively, of the firm's total assets. Absent evidence to the contrary, instruments classified within level 3 of the fair value hierarchy are initially valued at transaction price, which is considered to be the best initial estimate of fair value. Subsequent to the transaction date, we use other methodologies to determine fair value, which vary based on the type of instrument. Estimating the fair value of level 3 financial instruments requires judgments to be made. These judgments include:

- determining the appropriate valuation methodology and/or model for each type of level 3 financial instrument;
- determining model inputs based on an evaluation of all relevant empirical market data, including prices evidenced by market transactions, interest rates, credit spreads, volatilities and correlations; and
- determining appropriate valuation adjustments related to illiquidity or counterparty credit quality.

Regardless of the methodology, valuation inputs and assumptions are only changed when corroborated by substantive evidence.

Management's Discussion and Analysis

Controls Over Valuation of Financial Instruments.

Market makers and investment professionals in our revenue-producing units are responsible for pricing our financial instruments. Our control infrastructure is independent of the revenue-producing units and is fundamental to ensuring that all of our financial instruments are appropriately valued at market-clearing levels. In the event that there is a difference of opinion in situations where estimating the fair value of financial instruments requires judgment (e.g., calibration to market comparables or trade comparison, as described below), the final valuation decision is made by senior managers in control and support functions that are independent of the revenue-producing units (independent control and support functions). This independent price verification is critical to ensuring that our financial instruments are properly valued.

Price Verification. All financial instruments at fair value in levels 1, 2 and 3 of the fair value hierarchy are subject to our independent price verification process. The objective of price verification is to have an informed and independent opinion with regard to the valuation of financial instruments under review. Instruments that have one or more significant inputs which cannot be corroborated by external market data are classified within level 3 of the fair value hierarchy. Price verification strategies utilized by our independent control and support functions include:

- **Trade Comparison.** Analysis of trade data (both internal and external where available) is used to determine the most relevant pricing inputs and valuations.
- **External Price Comparison.** Valuations and prices are compared to pricing data obtained from third parties (e.g., broker or dealers, MarkIt, Bloomberg, IDC, TRACE). Data obtained from various sources is compared to ensure consistency and validity. When broker or dealer quotations or third-party pricing vendors are used for valuation or price verification, greater priority is generally given to executable quotations.
- **Calibration to Market Comparables.** Market-based transactions are used to corroborate the valuation of positions with similar characteristics, risks and components.
- **Relative Value Analyses.** Market-based transactions are analyzed to determine the similarity, measured in terms of risk, liquidity and return, of one instrument relative to another or, for a given instrument, of one maturity relative to another.

- **Collateral Analyses.** Margin disputes on derivatives are examined and investigated to determine the impact, if any, on our valuations.
- **Execution of Trades.** Where appropriate, trading desks are instructed to execute trades in order to provide evidence of market-clearing levels.
- **Backtesting.** Valuations are corroborated by comparison to values realized upon sales.

See Notes 5 through 8 to the condensed consolidated financial statements in Part I, Item 1 of this Form 10-Q for further information about fair value measurements.

Review of Net Revenues. Independent control and support functions ensure adherence to our pricing policy through a combination of daily procedures, including the explanation and attribution of net revenues based on the underlying factors. Through this process we independently validate net revenues, identify and resolve potential fair value or trade booking issues on a timely basis and seek to ensure that risks are being properly categorized and quantified.

Review of Valuation Models. The firm's independent model validation group, consisting of quantitative professionals who are separate from model developers, performs an independent model approval process. This process incorporates a review of a diverse set of model and trade parameters across a broad range of values (including extreme and/or improbable conditions) in order to critically evaluate:

- the model's suitability for valuation and risk management of a particular instrument type;
- the model's accuracy in reflecting the characteristics of the related product and its significant risks;
- the suitability of the calculation techniques incorporated in the model;
- the model's consistency with models for similar products; and
- the model's sensitivity to input parameters and assumptions.

New or changed models are reviewed and approved prior to being put into use. Models are evaluated and re-approved annually to assess the impact of any changes in the product or market and any market developments in pricing theories.

THE GOLDMAN SACHS GROUP, INC. AND SUBSIDIARIES
Management's Discussion and Analysis

Level 3 Financial Assets at Fair Value. The table below presents financial assets measured at fair value and the amount of such assets that are classified within level 3 of the fair value hierarchy.

Total level 3 financial assets were \$46.02 billion and \$47.10 billion as of March 2013 and December 2012, respectively.

See Notes 5 through 8 to the condensed consolidated financial statements in Part I, Item 1 of this Form 10-Q for further information about changes in level 3 financial assets and fair value measurements.

<i>in millions</i>	As of March 2013		As of December 2012	
	Total at Fair Value	Level 3 Total	Total at Fair Value	Level 3 Total
Commercial paper, certificates of deposit, time deposits and other money market instruments	\$ 5,705	\$ —	\$ 6,057	\$ —
U.S. government and federal agency obligations	96,930	—	93,241	—
Non-U.S. government and agency obligations	57,657	47	62,250	26
Mortgage and other asset-backed loans and securities:				
Loans and securities backed by commercial real estate	6,909	3,164	9,805	3,389
Loans and securities backed by residential real estate	7,570	1,683	8,216	1,619
Bank loans and bridge loans	22,467	11,688	22,407	11,235
Corporate debt securities	20,442	2,442	20,981	2,821
State and municipal obligations	2,219	334	2,477	619
Other debt obligations	2,481	855	2,251	1,185
Equities and convertible debentures	89,278	15,224	96,454	14,855
Commodities	7,695	—	11,696	—
Total cash instruments	319,353	35,437	335,835	35,749
Derivatives	68,040	9,284	71,176	9,920
Financial instruments owned, at fair value	387,393	44,721	407,011	45,669
Securities segregated for regulatory and other purposes	22,676	—	30,484	—
Securities purchased under agreements to resell	158,283	104	141,331	278
Securities borrowed	54,879	—	38,395	—
Receivables from customers and counterparties	7,154	633	7,866	641
Other assets ¹	13,448	565	13,426	507
Total	\$643,833	\$46,023	\$638,513	\$47,095

1. Consists of assets classified as held for sale related to our reinsurance business, primarily consisting of securities accounted for as available-for-sale and insurance separate account assets. See Note 12 to the condensed consolidated financial statements in Part I, Item 1 of this Form 10-Q for further information about assets held for sale.

Management's Discussion and Analysis

Goodwill and Identifiable Intangible Assets

Goodwill. Goodwill is the cost of acquired companies in excess of the fair value of net assets, including identifiable intangible assets, at the acquisition date. Goodwill is assessed annually for impairment, or more frequently if events occur or circumstances change that indicate an impairment may exist, by first assessing qualitative factors to determine whether it is more likely than not that the fair value of a reporting unit is less than its carrying amount. If the results of the qualitative assessment are not conclusive, a quantitative goodwill impairment test is performed by comparing the estimated fair value of each reporting unit with its estimated net book value.

Estimating the fair value of our reporting units requires management to make judgments. Critical inputs to the fair value estimates include (i) projected earnings, (ii) estimated long-term growth rates and (iii) cost of equity. The net book value of each reporting unit reflects an allocation of total shareholders' equity and represents the estimated amount of shareholders' equity required to support the activities of the reporting unit under guidelines issued by the Basel Committee on Banking Supervision (Basel Committee) in December 2010.

Our market capitalization was below book value during 2012. Accordingly, we performed a quantitative impairment test during the fourth quarter of 2012 and determined that goodwill was not impaired. The estimated fair value of our reporting units in which we hold substantially all of our goodwill significantly exceeded the estimated carrying values. We believe that it is appropriate to consider market capitalization, among other factors, as an indicator of fair value over a reasonable period of time.

If we return to a prolonged period of weakness in the business environment or financial markets, our goodwill could be impaired in the future. In addition, significant changes to critical inputs of the goodwill impairment test (e.g., cost of equity) could cause the estimated fair value of our reporting units to decline, which could result in an impairment of goodwill in the future.

See Note 13 to the condensed consolidated financial statements in Part I, Item 1 of this Form 10-Q for further information about our goodwill.

Identifiable Intangible Assets. We amortize our identifiable intangible assets (i) over their estimated lives, (ii) based on economic usage or (iii) in proportion to estimated gross profits or premium revenues. Identifiable intangible assets are tested for impairment whenever events or changes in circumstances suggest that an asset's or asset group's carrying value may not be fully recoverable.

An impairment loss, generally calculated as the difference between the estimated fair value and the carrying value of an asset or asset group, is recognized if the sum of the estimated undiscounted cash flows relating to the asset or asset group is less than the corresponding carrying value. See Note 13 to the condensed consolidated financial statements in Part I, Item 1 of this Form 10-Q for the carrying value and estimated remaining lives of our identifiable intangible assets by major asset class and impairments of our identifiable intangible assets.

A prolonged period of market weakness could adversely impact our businesses and impair the value of our identifiable intangible assets. In addition, certain events could indicate a potential impairment of our identifiable intangible assets, including (i) decreases in revenues from commodity-related customer contracts and relationships, (ii) an adverse action or assessment by a regulator or (iii) adverse actual experience on the contracts in our variable annuity and life insurance business. Management judgment is required to evaluate whether indications of potential impairment have occurred, and to test intangibles for impairment if required.

Use of Estimates

The use of generally accepted accounting principles requires management to make certain estimates and assumptions. In addition to the estimates we make in connection with fair value measurements, the accounting for goodwill and identifiable intangible assets, and discretionary compensation accruals, the use of estimates and assumptions is also important in determining provisions for losses that may arise from litigation, regulatory proceedings and tax audits.

A substantial portion of our compensation and benefits represents discretionary compensation, which is finalized at year-end. We believe the most appropriate way to allocate estimated annual discretionary compensation among interim periods is in proportion to the net revenues earned in such periods. In addition to the level of net revenues, our overall compensation expense in any given year is also influenced by, among other factors, overall financial performance, prevailing labor markets, business mix, the structure of our share-based compensation programs and the external environment. See "Results of Operations — Financial Overview — Operating Expenses" below for information regarding our ratio of compensation and benefits to net revenues.

We estimate and provide for potential losses that may arise out of litigation and regulatory proceedings to the extent that such losses are probable and can be reasonably estimated. In accounting for income taxes, we estimate and provide for potential liabilities that may arise out of tax audits to the extent that uncertain tax positions fail to meet the recognition standard under FASB Accounting Standards Codification 740. See Note 24 to the condensed consolidated financial statements in Part I, Item 1 of this Form 10-Q for further information about accounting for income taxes.

Significant judgment is required in making these estimates and our final liabilities may ultimately be materially different. Our total estimated liability in respect of litigation and regulatory proceedings is determined on a case-by-case basis and represents an estimate of probable losses after considering, among other factors, the progress of each case or proceeding, our experience and the experience of others in similar cases or proceedings, and the opinions and views of legal counsel. See Notes 18 and 27 to the condensed consolidated financial statements in Part I, Item 1 of this Form 10-Q for information on certain judicial, regulatory and legal proceedings.

Results of Operations

The composition of our net revenues has varied over time as financial markets and the scope of our operations have changed. The composition of net revenues can also vary over the shorter term due to fluctuations in U.S. and global economic and market conditions. See "Certain Risk Factors That May Affect Our Businesses" below and "Risk Factors"

in Part I, Item 1A of our Annual Report on Form 10-K for a further discussion of the impact of economic and market conditions on our results of operations.

Financial Overview

The table below presents an overview of our financial results.

	Three Months Ended March	
	2013	2012
<i>\$ in millions, except per share amounts</i>		
Net revenues	\$10,090	\$9,949
Pre-tax earnings	3,373	3,181
Net earnings	2,260	2,109
Net earnings applicable to common shareholders	2,188	2,074
Diluted earnings per common share	4.29	3.92
Annualized return on average common shareholders' equity ¹	12.4%	12.2%

1. Annualized ROE is computed by dividing annualized net earnings applicable to common shareholders by average monthly common shareholders' equity. The table below presents our average common shareholders' equity.

	Average for the Three Months Ended March	
	2013	2012
<i>in millions</i>		
Total shareholders' equity	\$76,702	\$70,824
Preferred stock	(6,200)	(3,100)
Common shareholders' equity	\$70,502	\$67,724

Management's Discussion and Analysis

Net Revenues

Three Months Ended March 2013 versus March 2012.

Net revenues on the condensed consolidated statements of earnings were \$10.09 billion for the first quarter of 2013, essentially unchanged compared with the first quarter of 2012. Net revenues in the first quarter of 2013 included significantly higher investment banking revenues, as well as higher investment management revenues and higher other principal transactions revenues compared with the first quarter of 2012. These increases were largely offset by lower market-making revenues and, to a lesser extent, lower net interest income and lower commissions and fees compared with the first quarter of 2012.

Non-interest Revenues

Investment banking

During the first quarter of 2013, investment banking revenues reflected an operating environment generally characterized by mixed activity levels as a result of continued macroeconomic concerns. Industry-wide debt underwriting activity continued at a robust pace, as interest rates remained low and credit spreads generally tightened. In addition, industry-wide equity underwriting activity improved, although initial public offerings activity remained low. Industry-wide announced and completed mergers and acquisitions activity declined compared with the fourth quarter of 2012. If macroeconomic concerns continue and result in lower levels of client activity, investment banking revenues would likely be negatively impacted.

Three Months Ended March 2013 versus March 2012.

Investment banking revenues on the condensed consolidated statements of earnings were \$1.57 billion for the first quarter of 2013, 35% higher than the first quarter of 2012, due to significantly higher revenues in our underwriting business. This increase primarily reflected significantly higher revenues in debt underwriting, due to leveraged finance and commercial mortgage-related activity. Revenues in equity underwriting were also significantly higher compared with the first quarter of 2012, reflecting an increase in client activity. Revenues in financial advisory were essentially unchanged compared with the first quarter of 2012.

Investment management

During the first quarter of 2013, investment management revenues reflected an operating environment generally characterized by improved asset prices, resulting in appreciation in the value of client assets. In addition, the mix of assets under supervision has shifted slightly compared with the fourth quarter of 2012 from asset classes that typically generate lower fees to asset classes that typically generate higher fees. In the future, if asset prices were to decline, or investors favor asset classes that typically generate lower fees or investors continue to withdraw their assets, investment management revenues would likely be negatively impacted. In addition, continued concerns about the global economic outlook could result in downward pressure on assets under supervision.

Three Months Ended March 2013 versus March 2012.

Investment management revenues on the condensed consolidated statements of earnings were \$1.25 billion for the first quarter of 2013, 13% higher than the first quarter of 2012, due to higher incentive fees and higher management and other fees.

Commissions and fees

During the first quarter of 2013, commissions and fees reflected an operating environment generally characterized by an increase in global equity prices and lower volatility levels. Although macroeconomic concerns persisted, positive developments during the quarter contributed to higher market volumes compared with the fourth quarter of 2012. If macroeconomic concerns continue and result in lower market volumes, commissions and fees would likely be negatively impacted.

Three Months Ended March 2013 versus March 2012.

Commissions and fees on the condensed consolidated statements of earnings were \$829 million for the first quarter of 2013, 4% lower than the first quarter of 2012, reflecting lower market volumes.

Management's Discussion and Analysis**Market making**

During the first quarter of 2013, market-making revenues reflected an operating environment generally characterized by positive developments in the U.S. economy early in the quarter, specifically in housing and unemployment. These improvements contributed to improved client activity levels, generally tighter credit spreads, higher global equity prices and lower levels of volatility. However, later in the quarter, market sentiment was mixed, as political uncertainty in Europe and the United States began to resurface, contributing to client risk aversion and lower client activity levels. Also, uncertainty over financial regulatory reform persisted. If these concerns and uncertainties continue over the long term, market-making revenues would likely continue to be negatively impacted.

Three Months Ended March 2013 versus March 2012.

Market-making revenues on the condensed consolidated statements of earnings were \$3.44 billion for the first quarter of 2013, 12% lower than the first quarter of 2012. Revenues were lower across most products, primarily reflecting significantly lower revenues in interest rate products and equity derivatives both compared with a strong first quarter of 2012. Revenues in mortgages were higher compared with the first quarter of 2012.

Other principal transactions

During the first quarter of 2013, other principal transactions revenues reflected an operating environment characterized by an increase in equity prices and generally tighter credit spreads. However, concerns about the outlook for the global economy and uncertainty over financial regulatory reform continues to be a meaningful consideration for the global marketplace. If equity markets decline or credit spreads widen, other principal transactions revenues would likely be negatively impacted.

Three Months Ended March 2013 versus March 2012.

Other principal transactions revenues on the condensed consolidated statements of earnings were \$2.08 billion for the first quarter of 2013, compared with \$1.94 billion for the first quarter of 2012. Results for the first quarter of 2013 included a gain from our investment in the ordinary shares of ICBC, net gains from other investments in equities, primarily in private equities, net gains from debt securities and loans, and revenues related to our consolidated investments. In the first quarter of 2012, other principal transactions revenues included a gain from our investment in the ordinary shares of ICBC, net gains from other investments in equities (with public and private equities each contributing approximately one-half of the net gains), net gains from debt securities and loans, and revenues related to our consolidated investments.

Net Interest Income**Three Months Ended March 2013 versus March 2012.**

Net interest income on the condensed consolidated statements of earnings was \$925 million for the first quarter of 2013, 6% lower than the first quarter of 2012. The decrease compared with the first quarter of 2012 was primarily due to lower average yields on financial instruments owned, at fair value, partially offset by lower interest expense related to our short- and long-term borrowings.

Operating Expenses

Our operating expenses are primarily influenced by compensation, headcount and levels of business activity. Compensation and benefits includes salaries, estimated year-end discretionary compensation, amortization of equity awards and other items such as benefits. Discretionary compensation is significantly impacted by, among other factors, the level of net revenues, overall financial performance, prevailing labor markets, business mix, the structure of our share-based compensation programs and the external environment.

The table below presents our operating expenses and total staff.

<i>\$ in millions</i>	Three Months Ended March	
	2013	2012
Compensation and benefits	\$ 4,339	\$ 4,378
Brokerage, clearing, exchange and distribution fees	561	567
Market development	141	117
Communications and technology	188	196
Depreciation and amortization	302	433
Occupancy	218	212
Professional fees	246	234
Insurance reserves ¹	127	157
Other expenses	595	474
Total non-compensation expenses	2,378	2,390
Total operating expenses	\$ 6,717	\$ 6,768
Total staff at period-end ²	32,000	32,400

1. Related revenues are included in "Market making" on the condensed consolidated statements of earnings.

2. Includes employees, consultants and temporary staff.

Three Months Ended March 2013 versus March 2012.

Operating expenses on the condensed consolidated statements of earnings were \$6.72 billion for the first quarter of 2013, essentially unchanged compared with the first quarter of 2012. The accrual for compensation and benefits expenses on the condensed consolidated statements of earnings was \$4.34 billion for the first quarter of 2013, essentially unchanged compared with the first quarter of 2012. The ratio of compensation and benefits to net revenues for the first quarter of 2013 was 43.0%, compared with 44.0% for the first quarter of 2012. Total staff decreased 1% during the first quarter of 2013.

Non-compensation expenses on the condensed consolidated statements of earnings were \$2.38 billion for the first quarter of 2013, essentially unchanged compared with the first quarter of 2012. Non-compensation expenses for the first quarter of 2013 included lower depreciation and amortization expenses, primarily reflecting lower impairment charges related to consolidated investments. This decrease was largely offset by higher other expenses, primarily reflecting increased net provisions for litigation and regulatory proceedings and higher expenses related to consolidated investments. The first quarter of 2013 included net provisions for litigation and regulatory proceedings of \$110 million.

Provision for Taxes

The effective income tax rate for the first quarter of 2013 was 33.0%, essentially unchanged from the full year tax rate of 33.3% for 2012.

Segment Operating Results

The table below presents the net revenues, operating expenses and pre-tax earnings of our segments.

		Three Months Ended March	
		2013	2012
<i>in millions</i>			
Investment Banking	Net revenues	\$ 1,568	\$1,154
	Operating expenses	1,064	871
	Pre-tax earnings	\$ 504	\$ 283
Institutional Client Services	Net revenues	\$ 5,139	\$5,709
	Operating expenses	3,566	3,938
	Pre-tax earnings	\$ 1,573	\$1,771
Investing & Lending	Net revenues	\$ 2,068	\$1,911
	Operating expenses	996	958
	Pre-tax earnings	\$ 1,072	\$ 953
Investment Management	Net revenues	\$ 1,315	\$1,175
	Operating expenses	1,090	989
	Pre-tax earnings	\$ 225	\$ 186
Total	Net revenues	\$10,090	\$9,949
	Operating expenses	6,717	6,768
	Pre-tax earnings	\$ 3,373	\$3,181

Total operating expenses in the table above include the following expenses that have not been allocated to our segments:

- charitable contributions of \$12 million for the three months ended March 2012; and
- real estate-related exit costs of \$1 million for the three months ended March 2013. Real estate-related exit costs are included in "Depreciation and amortization" in the condensed consolidated statements of earnings.

Operating expenses related to net provisions for litigation and regulatory proceedings, previously not allocated to our segments, have now been allocated. This allocation is consistent with the manner in which management currently views the performance of our segments. Reclassifications have been made to previously reported segment amounts to conform to the current presentation.

Net revenues in our segments include allocations of interest income and interest expense to specific securities, commodities and other positions in relation to the cash generated by, or funding requirements of, such underlying positions. See Note 25 to the condensed consolidated financial statements in Part I, Item 1 of this Form 10-Q for further information about our business segments.

The cost drivers of Goldman Sachs taken as a whole — compensation, headcount and levels of business activity — are broadly similar in each of our business segments. Compensation and benefits expenses within our segments reflect, among other factors, the overall performance of Goldman Sachs as well as the performance of individual businesses. Consequently, pre-tax margins in one segment of our business may be significantly affected by the performance of our other business segments. A discussion of segment operating results follows.

Investment Banking

Our Investment Banking segment is comprised of:

Financial Advisory. Includes strategic advisory assignments with respect to mergers and acquisitions, divestitures, corporate defense activities, risk management, restructurings and spin-offs, and derivative transactions directly related to these client advisory assignments.

Underwriting. Includes public offerings and private placements, including domestic and cross-border transactions, of a wide range of securities, loans and other financial instruments, and derivative transactions directly related to these client underwriting activities.

The table below presents the operating results of our Investment Banking segment.

<i>in millions</i>	Three Months Ended March	
	2013	2012
Financial Advisory	\$ 484	\$ 489
Equity underwriting	390	255
Debt underwriting	694	410
Total Underwriting	1,084	665
Total net revenues	1,568	1,154
Operating expenses	1,064	871
Pre-tax earnings	\$ 504	\$ 283

The table below presents our financial advisory and underwriting transaction volumes.¹

<i>in billions</i>	Three Months Ended March	
	2013	2012
Announced mergers and acquisitions	\$ 134	\$ 117
Completed mergers and acquisitions	214	81
Equity and equity-related offerings ²	24	13
Debt offerings ³	84	73

1. Source: Thomson Reuters. Announced and completed mergers and acquisitions volumes are based on full credit to each of the advisors in a transaction. Equity and equity-related offerings and debt offerings are based on full credit for single book managers and equal credit for joint book managers. Transaction volumes may not be indicative of net revenues in a given period. In addition, transaction volumes for prior periods may vary from amounts previously reported due to the subsequent withdrawal or a change in the value of a transaction.

2. Includes Rule 144A and public common stock offerings, convertible offerings and rights offerings.

3. Includes non-convertible preferred stock, mortgage-backed securities, asset-backed securities and taxable municipal debt. Includes publicly registered and Rule 144A issues. Excludes leveraged loans.

Three Months Ended March 2013 versus March 2012.

Net revenues in Investment Banking were \$1.57 billion for the first quarter of 2013, 36% higher than the first quarter of 2012.

Net revenues in Financial Advisory were \$484 million, essentially unchanged compared with the first quarter of 2012. Net revenues in our Underwriting business were \$1.08 billion, 63% higher than the first quarter of 2012. This increase primarily reflected significantly higher net revenues in debt underwriting, due to leveraged finance and commercial mortgage-related activity. Net revenues in equity underwriting were also significantly higher compared with the first quarter of 2012, reflecting an increase in client activity.

During the first quarter of 2013, Investment Banking operated in an environment generally characterized by mixed activity levels as a result of continued macroeconomic concerns. Industry-wide debt underwriting activity continued at a robust pace, as interest rates remained low and credit spreads generally tightened. In addition, industry-wide equity underwriting activity improved, although initial public offerings activity remained low. Industry-wide announced and completed mergers and acquisitions activity declined compared with the fourth quarter of 2012. If macroeconomic concerns continue and result in lower levels of client activity, net revenues in Investment Banking would likely be negatively impacted.

Our investment banking transaction backlog decreased compared with the end of 2012, reflecting lower estimated net revenues from potential advisory transactions and lower estimated net revenues from potential equity underwriting transactions, due to a decrease in potential initial public offerings transactions. Estimated net revenues from potential debt underwriting transactions were higher compared with the end of 2012, primarily reflecting an increase in potential transactions across a broad range of products.

Management's Discussion and Analysis

Our investment banking transaction backlog represents an estimate of our future net revenues from investment banking transactions where we believe that future revenue realization is more likely than not. We believe changes in our investment banking transaction backlog may be a useful indicator of client activity levels which, over the long term, impact our net revenues. However, the time frame for completion and corresponding revenue recognition of transactions in our backlog varies based on the nature of the assignment, as certain transactions may remain in our backlog for longer periods of time and others may enter and leave within the same reporting period. In addition, our transaction backlog is subject to certain limitations, such as assumptions about the likelihood that individual client transactions will occur in the future. Transactions may be cancelled or modified, and transactions not included in the estimate may also occur.

Operating expenses were \$1.06 billion for the first quarter of 2013, 22% higher than the first quarter of 2012, due to increased compensation and benefits expenses, primarily resulting from higher net revenues. Pre-tax earnings were \$504 million in the first quarter of 2013, 78% higher than the first quarter of 2012.

Institutional Client Services

Our Institutional Client Services segment is comprised of:

Fixed Income, Currency and Commodities Client Execution. Includes client execution activities related to making markets in interest rate products, credit products, mortgages, currencies and commodities.

We generate market-making revenues in these activities, in three ways:

- In large, highly liquid markets (such as markets for U.S. Treasury bills or certain mortgage pass-through certificates), we execute a high volume of transactions for our clients for modest spreads and fees.
- In less liquid markets (such as mid-cap corporate bonds, growth market currencies or certain non-agency mortgage-backed securities), we execute transactions for our clients for spreads and fees that are generally somewhat larger.
- We also structure and execute transactions involving customized or tailor-made products that address our clients' risk exposures, investment objectives or other complex needs (such as a jet fuel hedge for an airline).

Given the focus on the mortgage market, our mortgage activities are further described below.

Our activities in mortgages include commercial mortgage-related securities, loans and derivatives, residential mortgage-related securities, loans and derivatives (including U.S. government agency-issued collateralized mortgage obligations, other prime, subprime and Alt-A securities and loans), and other asset-backed securities, loans and derivatives.

We buy, hold and sell long and short mortgage positions, primarily for market making for our clients. Our inventory therefore changes based on client demands and is generally held for short-term periods.

See Notes 18 and 27 to the condensed consolidated financial statements in Part I, Item 1 of this Form 10-Q for information about exposure to mortgage repurchase requests, mortgage rescissions and mortgage-related litigation.

Equities. Includes client execution activities related to making markets in equity products, as well as commissions and fees from executing and clearing institutional client transactions on major stock, options and futures exchanges worldwide. Equities also includes our securities services business, which provides financing, securities lending and other prime brokerage services to institutional clients, including hedge funds, mutual funds, pension funds and foundations, and generates revenues primarily in the form of interest rate spreads or fees, and revenues related to our reinsurance activities.

The table below presents the operating results of our Institutional Client Services segment.

<i>in millions</i>	Three Months Ended March	
	2013	2012
Fixed Income, Currency and Commodities		
Client Execution	\$3,217	\$3,458
Equities client execution ¹	809	1,050
Commissions and fees	793	834
Securities services	320	367
Total Equities	1,922	2,251
Total net revenues	5,139	5,709
Operating expenses	3,566	3,938
Pre-tax earnings	\$1,573	\$1,771

1. Includes net revenues related to reinsurance of \$233 million and \$211 million for the three months ended March 2013 and March 2012, respectively.

Management's Discussion and Analysis**Three Months Ended March 2013 versus March 2012.**

Net revenues in Institutional Client Services were \$5.14 billion for the first quarter of 2013, 10% lower than the first quarter of 2012.

Net revenues in Fixed Income, Currency and Commodities Client Execution were \$3.22 billion, 7% lower than the first quarter of 2012. Net revenues were lower across most businesses, primarily reflecting significantly lower net revenues in interest rate products compared with a strong first quarter of 2012. Net revenues in mortgages were higher compared with the first quarter of 2012. During the quarter, Fixed Income, Currency and Commodities Client Execution operated in an environment characterized by generally tighter credit spreads and improved client activity levels compared with the fourth quarter of 2012.

Net revenues in Equities were \$1.92 billion, 15% lower than the first quarter of 2012, primarily reflecting lower net revenues in equities client execution. This decrease reflected significantly lower net revenues in derivatives compared with a strong first quarter of 2012, partially offset by higher net revenues in cash products. Commissions and fees were lower compared with the first quarter of 2012, reflecting lower market volumes. In addition, securities services net revenues were lower compared with the first quarter of 2012. During the quarter, Equities operated in an environment generally characterized by an increase in global equity prices, lower volatility levels and improved client activity levels compared with the fourth quarter of 2012.

The net loss attributable to the impact of changes in our own credit spreads on borrowings for which the fair value option was elected was \$77 million (\$42 million and \$35 million related to Fixed Income, Currency and Commodities Client Execution and equities client execution, respectively) for the first quarter of 2013, compared with a net loss of \$224 million (\$117 million and \$107 million related to Fixed Income, Currency and Commodities Client Execution and equities client execution, respectively) for the first quarter of 2012.

During the first quarter of 2013, Institutional Client Services operated in an environment generally characterized by positive developments in the U.S. economy early in the quarter, specifically in housing and unemployment. These improvements contributed to improved client activity levels, generally tighter credit spreads, higher global equity prices and lower levels of volatility. However, later in the quarter, market sentiment was mixed, as political uncertainty in Europe and the United States began to resurface, contributing to client risk aversion and lower client activity levels. Also, uncertainty over financial regulatory reform persisted. If these concerns and uncertainties continue over the long term, net revenues in Fixed Income, Currency and Commodities Client Execution and Equities would likely continue to be negatively impacted.

Operating expenses were \$3.57 billion for the first quarter of 2013, 9% lower than the first quarter of 2012, due to decreased compensation and benefits expenses, primarily resulting from lower net revenues, partially offset by higher net provisions for litigation and regulatory proceedings. Pre-tax earnings were \$1.57 billion in the first quarter of 2013, 11% lower than the first quarter of 2012.

Investing & Lending

Investing & Lending includes our investing activities and the origination of loans to provide financing to clients. These investments and loans are typically longer-term in nature. We make investments, directly and indirectly through funds that we manage, in debt securities and loans, public and private equity securities, real estate, consolidated investment entities and power generation facilities.

The table below presents the operating results of our Investing & Lending segment.

<i>in millions</i>	Three Months Ended March	
	2013	2012
ICBC	\$ 24	\$ 169
Equity securities (excluding ICBC)	1,103	891
Debt securities and loans	566	585
Other	375	266
Total net revenues	2,068	1,911
Operating expenses	996	958
Pre-tax earnings	\$1,072	\$ 953

Management's Discussion and Analysis**Three Months Ended March 2013 versus March 2012.**

Net revenues in Investing & Lending were \$2.07 billion for the first quarter of 2013, compared with \$1.91 billion for the first quarter of 2012. During the first quarter of 2013, Investing & Lending net revenues were positively impacted by an increase in equity prices and generally tighter credit spreads. Results for the first quarter of 2013 included a gain of \$24 million from our investment in the ordinary shares of ICBC, net gains of \$1.10 billion from other investments in equities, primarily in private equities, net gains and net interest income of \$566 million from debt securities and loans, and other net revenues of \$375 million related to our consolidated investments.

During the first quarter of 2012, an increase in global equity prices and tighter credit spreads contributed to positive results in Investing & Lending. These results included a gain of \$169 million from our investment in the ordinary shares of ICBC, net gains of \$891 million from other investments in equities (with public and private equities each contributing approximately one-half of the net gains), net gains and net interest of \$585 million from debt securities and loans, and other net revenues of \$266 million related to our consolidated investments.

Operating expenses were \$996 million for the first quarter of 2013, 4% higher than the first quarter of 2012, due to increased compensation and benefits expenses, primarily resulting from higher net revenues, partially offset by lower non-compensation expenses related to our consolidated investments. Pre-tax earnings were \$1.07 billion in the first quarter of 2013, 12% higher than the first quarter of 2012.

Investment Management

Investment Management provides investment management services and offers investment products (primarily through separately managed accounts and commingled vehicles, such as mutual funds and private investment funds) across all major asset classes to a diverse set of institutional and individual clients. Investment Management also offers wealth advisory services, including portfolio management and financial counseling, and brokerage and other transaction services to high-net-worth individuals and families.

Assets under supervision include assets under management and other client assets. Assets under management include client assets where we earn a fee for managing assets on a discretionary basis. This includes net assets in our mutual funds, hedge funds, credit funds and private equity funds (including real estate funds), and separately managed accounts for institutional and individual investors. Other client assets include client assets invested with third-party managers, private bank deposits and advisory relationships where we earn a fee for advisory and other services, but do not have investment discretion. Assets under supervision do not include the self-directed brokerage assets of our clients.

Assets under management and other client assets typically generate fees as a percentage of net asset value, which vary by asset class and are affected by investment performance as well as asset inflows and redemptions.

In certain circumstances, we are also entitled to receive incentive fees based on a percentage of a fund's return or when the return exceeds a specified benchmark or other performance targets. Incentive fees are recognized only when all material contingencies are resolved.

The table below presents the operating results of our Investment Management segment.

<i>in millions</i>	Three Months Ended March	
	2013	2012
Management and other fees	\$1,060	\$1,003
Incentive fees	140	58
Transaction revenues	115	114
Total net revenues	1,315	1,175
Operating expenses	1,090	989
Pre-tax earnings	\$ 225	\$ 186

Management's Discussion and Analysis

The tables below present our assets under supervision, including assets under management by asset class and other client assets, as well as a summary of the changes in our assets under supervision.

<i>in billions</i>	As of			
	March 31,		December 31,	
	2013	2012	2012	2011
Alternative investments ¹	\$130	\$139	\$133	\$142
Equity	149	136	133	126
Fixed income	378	347	370	340
Total non-money market assets	657	622	636	608
Money markets	203	202	218	220
Total assets under management (AUM)	860	824	854	828
Other client assets	108	76	111	67
Total assets under supervision (AUS)	\$968	\$900	\$965	\$895

1. Primarily includes hedge funds, credit, funds, private equity, real estate, currencies, commodities and asset allocation strategies.

<i>in billions</i>	Three Months Ended March 31,	
	2013	2012
Balance, beginning of period	\$965	\$895
Net inflows/(outflows)		
Alternative investments	(3)	(4)
Equity	4	(5)
Fixed income	10	1
Total non-money market net inflows/(outflows)	11	(8)
Money markets	(15)	(18)
Total AUM net inflows/(outflows)	(4)	(26)
Other client assets net inflows/(outflows)	(5)	5
Total AUS net inflows/(outflows)	(9)	(21)
Net market appreciation/(depreciation)		
AUM	10	22
Other client assets	2	4
Total AUS net market appreciation/(depreciation)	12	26
Balance, end of period	\$968	\$900

Three Months Ended March 2013 versus March 2012.

Net revenues in Investment Management were \$1.32 billion for the first quarter of 2013, 12% higher than the first quarter of 2012, due to higher incentive fees and higher management and other fees. During the quarter, assets under supervision increased \$3 billion to \$968 billion, reflecting net market appreciation of \$12 billion, primarily in equity assets. Net outflows in assets under supervision were \$9 billion, as outflows in money market assets and, to a lesser extent, alternative investment assets, were partially offset by inflows in fixed income and equity assets.

During the first quarter of 2013, Investment Management operated in an environment generally characterized by improved asset prices, resulting in appreciation in the value of client assets. In addition, the mix of assets under supervision has shifted slightly compared with the fourth quarter of 2012 from asset classes that typically generate lower fees to asset classes that typically generate higher fees. In the future, if asset prices were to decline, or investors favor asset classes that typically generate lower fees or investors continue to withdraw their assets, net revenues in Investment Management would likely be negatively impacted. In addition, continued concerns about the global economic outlook could result in downward pressure on assets under supervision.

Operating expenses were \$1.09 billion for the first quarter of 2013, 10% higher than the first quarter of 2012, primarily due to increased compensation and benefits expenses, primarily resulting from higher net revenues. Pre-tax earnings were \$225 million in the first quarter of 2013, 21% higher than the first quarter of 2012.

Geographic Data

See Note 25 to the condensed consolidated financial statements in Part I, Item 1 of this Form 10-Q for a summary of our total net revenues and pre-tax earnings by geographic region.

Management's Discussion and Analysis

Regulatory Developments

The U.S. Dodd-Frank Wall Street Reform and Consumer Protection Act (Dodd-Frank Act), enacted in July 2010, significantly altered the financial regulatory regime within which we operate. The implications of the Dodd-Frank Act for our businesses will depend to a large extent on the rules that will be adopted by the Federal Reserve Board, the Federal Deposit Insurance Corporation (FDIC), the SEC, the U.S. Commodity Futures Trading Commission (CFTC) and other agencies to implement the legislation, as well as the development of market practices and structures under the regime established by the legislation and the implementing rules. Other reforms have been adopted or are being considered by other regulators and policy makers worldwide and these reforms may affect our businesses. We expect that the principal areas of impact from regulatory reform for us will be:

- the Dodd-Frank prohibition on “proprietary trading” and the limitation on the sponsorship of, and investment in, hedge funds and private equity funds by banking entities, including bank holding companies, referred to as the “Volcker Rule”;
- increased regulation of and restrictions on over-the-counter (OTC) derivatives markets and transactions; and
- increased regulatory capital requirements.

In October 2011, the proposed rules to implement the Volcker Rule were issued and included an extensive request for comments on the proposal. The proposed rules are highly complex, and many aspects of the Volcker Rule remain unclear. The full impact of the rule on us will depend upon the detailed scope of the prohibitions, permitted activities, exceptions and exclusions, and will not be known with certainty until the rules are finalized and market practices and structures develop under the final rules. Currently, companies are expected to be required to be in compliance by July 2014 (subject to possible extensions).

While many aspects of the Volcker Rule remain unclear, we evaluated the prohibition on “proprietary trading” and determined that businesses that engage in “bright line” proprietary trading are most likely to be prohibited. In 2011 and 2010, we liquidated substantially all of our Principal Strategies and Global Macro Proprietary trading positions.

In addition, we have evaluated the limitations on sponsorship of, and investments in, hedge funds and private equity funds. The firm earns management fees and incentive fees for investment management services from hedge funds and private equity funds, which are included in our Investment Management segment. The firm also makes

investments in funds, and the gains and losses from these investments are included in our Investing & Lending segment; these gains and losses will be impacted by the Volcker Rule. The Volcker Rule limitation on investments in hedge funds and private equity funds requires the firm to reduce its investment in each hedge fund and private equity fund to 3% or less of the fund's net asset value, and to reduce the firm's aggregate investment in all such funds to 3% or less of the firm's Tier 1 capital. The firm's aggregate net revenues from its investments in hedge funds and private equity funds were not material to the firm's aggregate total net revenues over the period from 1999 through the first quarter of 2013. We continue to manage our existing private equity funds, taking into account the transition periods under the Volcker Rule. With respect to our hedge funds, we currently plan to comply with the Volcker Rule by redeeming certain of our interests in the funds. Since March 2012, we have been redeeming up to approximately 10% of certain hedge funds' total redeemable units per quarter, and expect to continue to do so through June 2014. Since March 2012, we have redeemed approximately \$1.32 billion of these interests in hedge funds, including approximately \$260 million during the three months ended March 2013. In addition, we have limited the firm's initial investment to 3% for certain new investments in hedge funds and private equity funds.

As required by the Dodd-Frank Act, the Federal Reserve Board and FDIC have jointly issued a rule requiring each bank holding company with over \$50 billion in assets and each designated systemically important financial institution to provide to regulators an annual plan for its rapid and orderly resolution in the event of material financial distress or failure (resolution plan). Our resolution plan must, among other things, demonstrate that Goldman Sachs Bank USA (GS Bank USA) is adequately protected from risks arising from our other entities. The regulators' joint rule sets specific standards for the resolution plans, including requiring a detailed resolution strategy and analyses of the company's material entities, organizational structure, interconnections and interdependencies, and management information systems, among other elements. We submitted our first resolution plan to the regulators on June 29, 2012. GS Bank USA also submitted its first resolution plan on June 29, 2012, as required by the FDIC. In April 2013, the Federal Reserve Board and the FDIC provided additional guidance to the firm relating to its 2013 resolution plan. At the same time, they extended the deadline for submission of our 2013 resolution plan to October 1, 2013. The deadline for submission of GS Bank USA's 2013 resolution plan was also extended by the FDIC to October 1, 2013.

Management's Discussion and Analysis

In September 2011, the SEC proposed rules to implement the Dodd-Frank Act's prohibition against securitization participants' engaging in any transaction that would involve or result in any material conflict of interest with an investor in a securitization transaction. The proposed rules would except bona fide market-making activities and risk-mitigating hedging activities in connection with securitization activities from the general prohibition. We will also be affected by rules to be adopted by federal agencies pursuant to the Dodd-Frank Act that require any person who organizes or initiates an asset-backed security transaction to retain a portion (generally, at least five percent) of any credit risk that the person conveys to a third party.

In December 2011, the Federal Reserve Board proposed regulations designed to strengthen the regulation and supervision of large bank holding companies and systemically important nonbank financial institutions. These proposals address, among other things, risk-based capital and leverage requirements, liquidity requirements, overall risk management requirements, single counterparty limits and early remediation requirements that are designed to address financial weakness at an early stage. Although many of the proposals mirror initiatives to which bank holding companies are already subject, their full impact on the firm will not be known with certainty until the rules are finalized and market practices and structures develop under the final rules. In addition, in October 2012, the Federal Reserve Board issued final rules for stress testing requirements for certain bank holding companies, including the firm. See "Equity Capital" below for further information about our Comprehensive Capital Analysis and Review (CCAR).

The Dodd-Frank Act also contains provisions that include (i) requiring the registration of all swap dealers and major swap participants with the CFTC and of security-based swap dealers and major security-based swap participants with the SEC, the clearing and execution of certain swaps and security-based swaps through central counterparties, regulated exchanges or electronic facilities and real-time public and regulatory reporting of trade information,

(ii) placing new business conduct standards and other requirements on swap dealers, major swap participants, security-based swap dealers and major security-based swap participants, covering their relationships with counterparties, their internal oversight and compliance structures, conflict of interest rules, internal information barriers, general and trade-specific record-keeping and risk management, (iii) establishing mandatory margin requirements for trades that are not cleared through a central counterparty, (iv) position limits that cap exposure to derivatives on certain physical commodities and (v) entity-level capital requirements for swap dealers, major swap participants, security-based swap dealers and major security-based swap participants.

The CFTC is responsible for issuing rules relating to swaps, swap dealers and major swap participants, and the SEC is responsible for issuing rules relating to security-based swaps, security-based swap dealers and major security-based swap participants. Although the CFTC has not yet finalized its capital regulations, certain of the requirements, including registration of swap dealers and real-time public trade reporting, have taken effect already under CFTC rules, and the SEC and the CFTC have finalized the definitions of a number of key terms. The CFTC adopted final rules requiring the mandatory clearing of certain credit default swaps and interest rate swaps between dealers beginning in March 2013, which include a phase-in for covered transactions with non-dealer financial entities in June 2013 and end-users in September 2013. The CFTC has finalized a number of other implementing rules and laid out a series of implementation deadlines in 2013, covering rules for business conduct standards for swap dealers and clearing requirements.

The SEC has proposed rules to impose margin, capital and segregation requirements for security-based swap dealers and major security-based swap participants. The SEC has also proposed rules relating to registration of security-based swap dealers and major security-based swap participants, trade reporting and real-time reporting, and business conduct requirements for security-based swap dealers and major security-based swap participants.

Management's Discussion and Analysis

We have registered certain subsidiaries as “swap dealers” under the CFTC rules, including Goldman, Sachs & Co. (GS&Co.), GS Bank USA, Goldman Sachs International (GSI) and J. Aron & Company. We expect that these entities, and our businesses more broadly, will be subject to significant and developing regulation and regulatory oversight in connection with swap-related activities. Similar regulations have been proposed or adopted in jurisdictions outside the United States and, in July 2012 and February 2013, the Basel Committee and the International Organization of Securities Commissions released consultative documents proposing margin requirements for non-centrally-cleared derivatives. The full impact of the various U.S. and non-U.S. regulatory developments in this area will not be known with certainty until the rules are implemented and market practices and structures develop under the final rules.

The Dodd-Frank Act also establishes the Consumer Financial Protection Bureau, which has broad authority to regulate providers of credit, payment and other consumer financial products and services, and has oversight over certain of our products and services.

In February 2013, the European Commission published a proposal for enhanced cooperation in the area of financial transactions tax in response to a request from certain member states of the European Union. The proposed financial transactions tax is broad in scope and would apply to transactions in a wide variety of financial instruments and derivatives. The proposed date for implementation of the tax is January 1, 2014. We are currently evaluating the impact of the draft legislation, which is still subject to further revisions. The full impact of these proposals will not be known with certainty until the legislation is finalized.

See Note 20 to the condensed consolidated financial statements in Part I, Item 1 of this Form 10-Q for additional information about regulatory developments as they relate to our regulatory capital ratios.

See “Business — Regulation” in Part I, Item 1 of our Annual Report on Form 10-K for more information on the laws, rules and regulations and proposed laws, rules and regulations that apply to us and our operations.

Balance Sheet and Funding Sources

Balance Sheet Management

One of our most important risk management disciplines is our ability to manage the size and composition of our balance sheet. While our asset base changes due to client activity, market fluctuations and business opportunities, the size and composition of our balance sheet reflect (i) our overall risk tolerance, (ii) our ability to access stable funding sources and (iii) the amount of equity capital we hold.

Although our balance sheet fluctuates on a day-to-day basis, our total assets and adjusted assets at quarterly and year-end dates are generally not materially different from those occurring within our reporting periods.

In order to ensure appropriate risk management, we seek to maintain a liquid balance sheet and have processes in place to dynamically manage our assets and liabilities which include:

- quarterly planning;
- business-specific limits;
- monitoring of key metrics; and
- scenario analyses.

Quarterly Planning. We prepare a quarterly balance sheet plan that combines our projected total assets and composition of assets with our expected funding sources and capital levels for the upcoming quarter. The objectives of this quarterly planning process are:

- to develop our near-term balance sheet projections, taking into account the general state of the financial markets and expected business activity levels;
- to ensure that our projected assets are supported by an adequate amount and tenor of funding and that our projected capital and liquidity metrics are within management guidelines and regulatory requirements; and
- to allow business risk managers and managers from our independent control and support functions to objectively evaluate balance sheet limit requests from business managers in the context of the firm's overall balance sheet constraints. These constraints include the firm's liability profile and equity capital levels, maturities and plans for new debt and equity issuances, share repurchases, deposit trends and secured funding transactions.

To prepare our quarterly balance sheet plan, business risk managers and managers from our independent control and support functions meet with business managers to review current and prior period metrics and discuss expectations for the upcoming quarter. The specific metrics reviewed include asset and liability size and composition, aged inventory, limit utilization, risk and performance measures, and capital usage.

Our consolidated quarterly plan, including our balance sheet plans by business, funding and capital projections, and projected capital and liquidity metrics, is reviewed by the Firmwide Finance Committee. See "Overview and Structure of Risk Management" for an overview of our risk management structure.

Management's Discussion and Analysis

Business-Specific Limits. The Firmwide Finance Committee sets asset and liability limits for each business and aged inventory limits for certain financial instruments as a disincentive to hold inventory over longer periods of time. These limits are set at levels which are close to actual operating levels in order to ensure prompt escalation and discussion among business managers and managers in our independent control and support functions on a routine basis. The Firmwide Finance Committee reviews and approves balance sheet limits on a quarterly basis and may also approve changes in limits on an ad hoc basis in response to changing business needs or market conditions.

Monitoring of Key Metrics. We monitor key balance sheet metrics daily both by business and on a consolidated basis, including asset and liability size and composition, aged inventory, limit utilization, risk measures and capital usage. We allocate assets to businesses and review and analyze movements resulting from new business activity as well as market fluctuations.

Scenario Analyses. We conduct scenario analyses to determine how we would manage the size and composition of our balance sheet and maintain appropriate funding, liquidity and capital positions in a variety of situations:

- These scenarios cover short-term and long-term time horizons using various macro-economic and firm-specific assumptions. We use these analyses to assist us in developing longer-term funding plans, including the level of unsecured debt issuances, the size of our secured funding program and the amount and composition of our equity capital. We also consider any potential future constraints, such as limits on our ability to grow our asset base in the absence of appropriate funding.
- Through our Internal Capital Adequacy Assessment Process (ICAAP), CCAR, the Dodd-Frank Act Stress Tests (DFAST), and our resolution and recovery planning, we further analyze how we would manage our balance sheet and risks through the duration of a severe crisis and we develop plans to access funding, generate liquidity, and/or redeploy or issue equity capital, as appropriate.

Balance Sheet Allocation

In addition to preparing our condensed consolidated statements of financial condition in accordance with U.S. GAAP, we prepare a balance sheet that generally allocates assets to our businesses, which is a non-GAAP presentation and may not be comparable to similar non-GAAP presentations used by other companies. We believe that presenting our assets on this basis is meaningful because it is consistent with the way management views and manages risks associated with the firm's assets and better enables investors to assess the liquidity of the firm's assets. The table below presents a summary of this balance sheet allocation.

	As of	
<i>in millions</i>	March 2013	December 2012
Excess liquidity (Global Core Excess)	\$174,435	\$174,622
Other cash	7,440	6,839
Excess liquidity and cash	181,875	181,461
Secured client financing	238,029	229,442
Inventory	297,813	318,323
Secured financing agreements	106,491	76,277
Receivables	41,897	36,273
Institutional Client Services	446,201	430,873
ICBC ¹	1,110	2,082
Public equity (excluding ICBC)	2,931	3,866
Private equity	17,164	17,401
Debt	23,788	25,386
Receivables and other	9,637	8,421
Investing & Lending	54,630	57,156
Total inventory and related assets	500,831	488,029
Other assets²	38,488	39,623
Total assets	\$959,223	\$938,555

1. In January 2013, we sold approximately 45% of the ordinary shares of ICBC.

2. Includes assets related to our reinsurance business classified as held for sale as of March 2013 and December 2012, respectively. See Note 12 to the condensed consolidated financial statements in Part I, Item 1 of this Form 10-Q for further information.

Management's Discussion and Analysis

The following is a description of the captions in the table above.

Excess Liquidity and Cash. We maintain substantial excess liquidity to meet a broad range of potential cash outflows and collateral needs in the event of a stressed environment. See "Liquidity Risk Management" below for details on the composition and sizing of our excess liquidity pool or "Global Core Excess" (GCE). In addition to our excess liquidity, we maintain other operating cash balances, primarily for use in specific currencies, entities, or jurisdictions where we do not have immediate access to parent company liquidity.

Secured Client Financing. We provide collateralized financing for client positions, including margin loans secured by client collateral, securities borrowed, and resale agreements primarily collateralized by government obligations. As a result of client activities, we are required to segregate cash and securities to satisfy regulatory requirements. Our secured client financing arrangements, which are generally short-term, are accounted for at fair value or at amounts that approximate fair value, and include daily margin requirements to mitigate counterparty credit risk.

Institutional Client Services. In Institutional Client Services, we maintain inventory positions to facilitate market-making in fixed income, equity, currency and commodity products. Additionally, as part of client market-making activities, we enter into resale or securities borrowing arrangements to obtain securities which we can use to cover transactions in which we or our clients have sold securities that have not yet been purchased. The receivables in Institutional Client Services primarily relate to securities transactions.

Investing & Lending. In Investing & Lending, we make investments and originate loans to provide financing to clients. These investments and loans are typically longer-term in nature. We make investments, directly and indirectly through funds that we manage, in debt securities, loans, public and private equity securities, real estate and other investments.

Other Assets. Other assets are generally less liquid, non-financial assets, including property, leasehold improvements and equipment, goodwill and identifiable intangible assets, income tax-related receivables, equity-method investments, assets classified as held for sale and miscellaneous receivables.

Management's Discussion and Analysis

The tables below present the reconciliation of this balance sheet allocation to our U.S. GAAP balance sheet. In the tables below, total assets for Institutional Client Services and Investing & Lending represent the inventory and related assets. These amounts differ from total assets by

business segment disclosed in Note 25 to the condensed consolidated financial statements in Part I, Item 1 of this Form 10-Q because total assets disclosed in Note 25 include allocations of our excess liquidity and cash, secured client financing and other assets.

	As of March 2013					
<i>in millions</i>	Excess Liquidity and Cash ¹	Secured Client Financing	Institutional Client Services	Investing & Lending	Other Assets	Total Assets
Cash and cash equivalents	\$ 63,333	\$ —	\$ —	\$ —	\$ —	\$ 63,333
Cash and securities segregated for regulatory and other purposes	—	41,044	—	—	—	41,044
Securities purchased under agreements to resell and federal funds sold	37,803	73,253	46,832	618	—	158,506
Securities borrowed	36,913	75,469	59,659	—	—	172,041
Receivables from brokers, dealers and clearing organizations	—	5,662	14,802	37	—	20,501
Receivables from customers and counterparties	—	42,601	27,095	8,221	—	77,917
Financial instruments owned, at fair value	43,826	—	297,813	45,754	—	387,393
Other assets	—	—	—	—	38,488	38,488
Total assets	\$181,875	\$238,029	\$446,201	\$54,630	\$38,488	\$959,223

	As of December 2012					
<i>in millions</i>	Excess Liquidity and Cash ¹	Secured Client Financing	Institutional Client Services	Investing & Lending	Other Assets	Total Assets
Cash and cash equivalents	\$ 72,669	\$ —	\$ —	\$ —	\$ —	\$ 72,669
Cash and securities segregated for regulatory and other purposes	—	49,671	—	—	—	49,671
Securities purchased under agreements to resell and federal funds sold	28,018	84,064	28,960	292	—	141,334
Securities borrowed	41,699	47,877	47,317	—	—	136,893
Receivables from brokers, dealers and clearing organizations	—	4,400	14,044	36	—	18,480
Receivables from customers and counterparties	—	43,430	22,229	7,215	—	72,874
Financial instruments owned, at fair value	39,075	—	318,323	49,613	—	407,011
Other assets	—	—	—	—	39,623	39,623
Total assets	\$181,461	\$229,442	\$430,873	\$57,156	\$39,623	\$938,555

1. Includes unencumbered cash, U.S. government and federal agency obligations (including highly liquid U.S. federal agency mortgage-backed obligations), and German, French, Japanese and United Kingdom government obligations.

Balance Sheet Analysis and Metrics

As of March 2013, total assets on our condensed consolidated statements of financial condition were \$959.22 billion, an increase of \$20.67 billion from December 2012. This increase was primarily due to an increase in collateralized agreements of \$52.32 billion, primarily due to firm and client activities. This increase was partially offset by a decrease in financial instruments owned, at fair value of \$19.62 billion, primarily due to decreases in equities and convertible debentures, non-U.S. government and agency obligations, commodities and derivatives.

As of March 2013, total liabilities on our condensed consolidated statements of financial condition were \$882.00 billion, an increase of \$19.16 billion from December 2012. This increase was primarily due to an increase in financial instruments sold, but not yet purchased, at fair value of \$27.11 billion, primarily due to increases in non-U.S. government and agency obligations, U.S. government and federal agency obligations, and equities and convertible debentures. This increase was partially offset by a decrease in securities sold under agreements to repurchase, at fair value of \$16.45 billion, primarily due to firm financing activities.

As of March 2013 and December 2012, our total securities sold under agreements to repurchase, at fair value, accounted for as collateralized financings, were \$155.36 billion and \$171.81 billion, respectively, which were 8% lower and essentially unchanged, respectively, compared with the daily average amount of repurchase agreements over the respective quarters. As of March 2013, the decrease in our repurchase agreements relative to the daily average during the quarter was primarily due to firm financing activities. The level of our repurchase agreements fluctuates between and within periods, primarily due to providing clients with access to highly liquid collateral, such as U.S. government and federal agency, and investment-grade sovereign obligations through collateralized financing activities.

The table below presents information on our assets, unsecured long-term borrowings, shareholders' equity and leverage ratios.

<i>\$ in millions</i>	As of	
	March 2013	December 2012
Total assets	\$959,223	\$938,555
Adjusted assets	\$689,034	\$686,874
Unsecured long-term borrowings	\$167,008	\$167,305
Total shareholders' equity	\$ 77,228	\$ 75,716
Leverage ratio	12.4x	12.4x
Adjusted leverage ratio	8.9x	9.1x
Debt to equity ratio	2.2x	2.2x

Adjusted assets. Adjusted assets equals total assets less (i) low-risk collateralized assets generally associated with our secured client financing transactions, federal funds sold and excess liquidity (which includes financial instruments sold, but not yet purchased, at fair value, less derivative liabilities) and (ii) cash and securities we segregate for regulatory and other purposes. Adjusted assets is a non-GAAP measure and may not be comparable to similar non-GAAP measures used by other companies.

The table below presents the reconciliation of total assets to adjusted assets.

<i>in millions</i>	As of	
	March 2013	December 2012
Total assets	\$ 959,223	\$ 938,555
Deduct: Securities borrowed	(172,041)	(136,893)
Securities purchased under agreements to resell and federal funds sold	(158,506)	(141,334)
Add: Financial instruments sold, but not yet purchased, at fair value	153,749	126,644
Less derivative liabilities	(52,347)	(50,427)
Subtotal	(229,145)	(202,010)
Deduct: Cash and securities segregated for regulatory and other purposes	(41,044)	(49,671)
Adjusted assets	\$ 689,034	\$ 686,874

Leverage ratio. The leverage ratio equals total assets divided by total shareholders' equity and measures the proportion of equity and debt the firm is using to finance assets. This ratio is different from the Tier 1 leverage ratio included in "Equity Capital — Consolidated Regulatory Capital Ratios" below, and further described in Note 20 to the condensed consolidated financial statements in Part I, Item 1 of this Form 10-Q.

Management's Discussion and Analysis

Adjusted leverage ratio. The adjusted leverage ratio equals adjusted assets divided by total shareholders' equity. We believe that the adjusted leverage ratio is a more meaningful measure of our capital adequacy than the leverage ratio because it excludes certain low-risk collateralized assets that are generally supported with little or no capital. The adjusted leverage ratio is a non-GAAP measure and may not be comparable to similar non-GAAP measures used by other companies.

Our adjusted leverage ratio decreased to 8.9x as of March 2013 from 9.1x as of December 2012 as our total shareholders' equity increased.

Debt to equity ratio. The debt to equity ratio equals unsecured long-term borrowings divided by total shareholders' equity.

Funding Sources

Our primary sources of funding are secured financings, unsecured long-term and short-term borrowings, and deposits. We seek to maintain broad and diversified funding sources globally.

We raise funding through a number of different products, including:

- collateralized financings, such as repurchase agreements, securities loaned and other secured financings;
- long-term unsecured debt (including structured notes) through syndicated U.S. registered offerings, U.S. registered and Rule 144A medium-term note programs, offshore medium-term note offerings and other debt offerings;
- savings and demand deposits through deposit sweep programs and time deposits through internal and third-party broker-dealers; and
- short-term unsecured debt through U.S. and non-U.S. commercial paper and promissory note issuances and other methods.

We generally distribute our funding products through our own sales force and third-party distributors, to a large, diverse creditor base in a variety of markets in the Americas, Europe and Asia. We believe that our relationships with our creditors are critical to our liquidity. Our creditors include banks, governments, securities lenders, pension funds, insurance companies, mutual funds and individuals. We have imposed various internal guidelines to monitor creditor concentration across our funding programs.

Secured Funding. We fund a significant amount of inventory on a secured basis. Secured funding is less sensitive to changes in our credit quality than unsecured funding, due to our posting of collateral to our lenders. Nonetheless, we continually analyze the refinancing risk of our secured funding activities, taking into account trade tenors, maturity profiles, counterparty concentrations, collateral eligibility and counterparty rollover probabilities. We seek to mitigate our refinancing risk by executing term trades with staggered maturities, diversifying counterparties, raising excess secured funding, and pre-funding residual risk through our GCE.

We seek to raise secured funding with a term appropriate for the liquidity of the assets that are being financed, and we seek longer maturities for secured funding collateralized by asset classes that may be harder to fund on a secured basis especially during times of market stress. Substantially all of our secured funding, excluding funding collateralized by liquid government obligations, is executed for tenors of one month or greater. Assets that may be harder to fund on a secured basis during times of market stress include certain financial instruments in the following categories: mortgage and other asset-backed loans and securities, non-investment grade corporate debt securities, equities and convertible debentures and emerging market securities. Assets that are classified as level 3 in the fair value hierarchy are generally funded on an unsecured basis. See Note 6 to the condensed consolidated financial statements in Part I, Item 1 of this Form 10-Q for further information about the classification of financial instruments in the fair value hierarchy and see "— Unsecured Long-Term Borrowings" below for further information about the use of unsecured long-term borrowings as a source of funding.

The weighted average maturity of our secured funding, excluding funding collateralized by highly liquid securities eligible for inclusion in our GCE, exceeded 100 days as of March 2013.

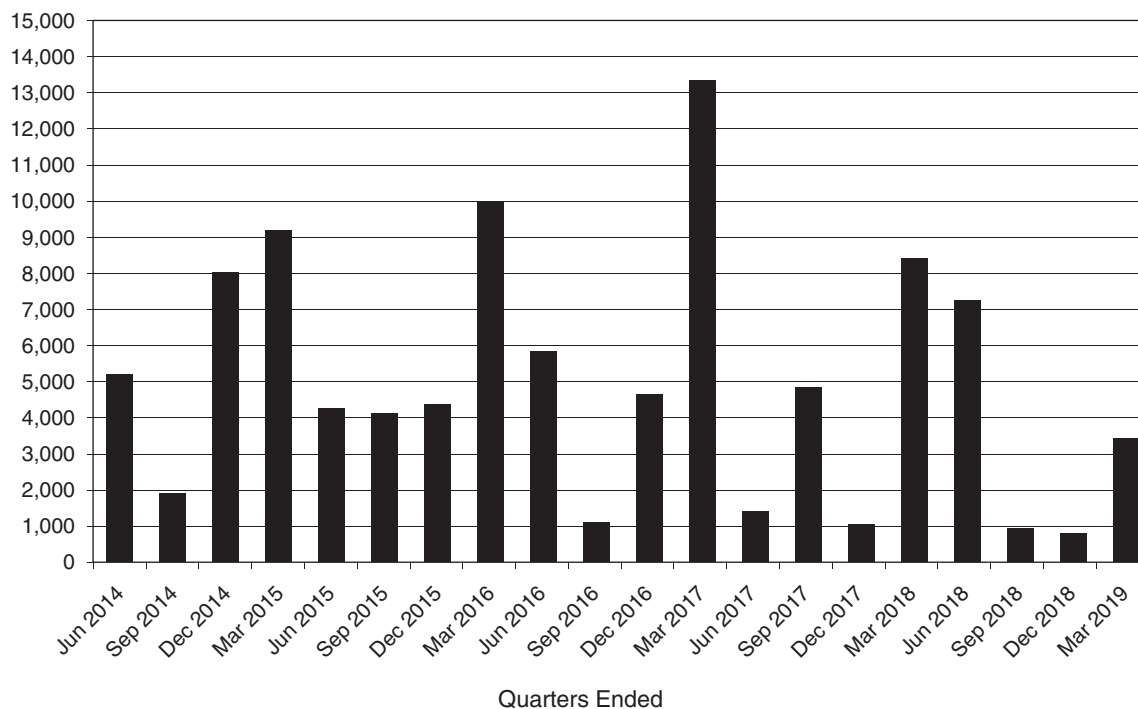
A majority of our secured funding for securities not eligible for inclusion in the GCE is executed through term repurchase agreements and securities lending contracts. We also raise financing through other types of collateralized financings, such as secured loans and notes.

GS Bank USA has access to funding through the Federal Reserve Bank discount window. While we do not rely on this funding in our liquidity planning and stress testing, we maintain policies and procedures necessary to access this funding and test discount window borrowing procedures.

Unsecured Long-Term Borrowings. We issue unsecured long-term borrowings as a source of funding for inventory and other assets and to finance a portion of our GCE. We issue in different tenors, currencies, and products to

maximize the diversification of our investor base. The table below presents our quarterly unsecured long-term borrowings maturity profile through the first quarter of 2019 as of March 2013.

Unsecured Long-Term Borrowings Maturity Profile
\$ in millions



The weighted average maturity of our unsecured long-term borrowings as of March 2013 was approximately eight years. To mitigate refinancing risk, we seek to limit the principal amount of debt maturing on any one day or during any week or year. We enter into interest rate swaps to convert a substantial portion of our long-term

borrowings into floating-rate obligations in order to manage our exposure to interest rates. See Note 16 to the condensed consolidated financial statements in Part I, Item 1 of this Form 10-Q for further information about our unsecured long-term borrowings.

Management's Discussion and Analysis

Deposits. As part of our efforts to diversify our funding base, deposits have become a more meaningful share of our funding activities. GS Bank USA has been actively growing its deposit base with an emphasis on issuance of long-term certificates of deposit and on expanding our deposit sweep program, which involves long-term contractual agreements with several U.S. broker-dealers who sweep client cash to FDIC-insured deposits. We utilize deposits to finance activities in our bank subsidiaries. The table below presents the sourcing of our deposits.

<i>in millions</i>	As of March 2013	
	Type of Deposit	
	Savings and Demand ¹	Time ²
Private bank deposits ³	\$30,022	\$ —
Certificates of deposit	—	22,749
Deposit sweep programs	15,431	—
Institutional	302	4,181
Total ⁴	\$45,755	\$26,930

1. Represents deposits with no stated maturity.

2. Weighted average maturity in excess of three years.

3. Substantially all were from overnight deposit sweep programs related to private wealth management clients.

4. Deposits insured by the FDIC as of March 2013 were approximately \$43.98 billion.

Unsecured Short-Term Borrowings. A significant portion of our short-term borrowings was originally long-term debt that is scheduled to mature within one year of the reporting date. We use short-term borrowings to finance liquid assets and for other cash management purposes. We primarily issue commercial paper, promissory notes, and other hybrid instruments.

As of March 2013, our unsecured short-term borrowings, including the current portion of unsecured long-term borrowings, were \$40.98 billion. See Note 15 to the condensed consolidated financial statements in Part I, Item 1 of this Form 10-Q for further information about our unsecured short-term borrowings.

Equity Capital

Capital adequacy is of critical importance to us. Our objective is to be conservatively capitalized in terms of the amount and composition of our equity base. Accordingly, we have in place a comprehensive capital management policy that serves as a guide to determine the amount and composition of equity capital we maintain.

The level and composition of our equity capital are determined by multiple factors including our current and future consolidated regulatory capital requirements, our ICAAP, CCAR and results of stress tests, and may also be influenced by other factors such as rating agency guidelines, subsidiary capital requirements, the business environment, conditions in the financial markets and assessments of potential future losses due to adverse changes in our business and market environments. In addition, we maintain a capital plan which projects sources and uses of capital given a range of business environments, and a contingency capital plan which provides a framework for analyzing and responding to an actual or perceived capital shortfall.

As part of the Federal Reserve Board's annual CCAR, U.S. bank holding companies with total consolidated assets of \$50 billion or greater are required to submit annual capital plans for review by the Federal Reserve Board. The purpose of the Federal Reserve Board's review is to ensure that these institutions have robust, forward-looking capital planning processes that account for their unique risks and that permit continued operations during times of economic and financial stress. The Federal Reserve Board will evaluate a bank holding company based on whether it has the capital necessary to continue operating under the baseline and stressed scenarios provided by the Federal Reserve. As part of the capital plan review, the Federal Reserve Board evaluates an institution's plan to make capital distributions, such as increasing dividend payments or repurchasing or redeeming stock, across a range of macro-economic and firm-specific assumptions. In addition, the DFAST rules require us to conduct stress tests on a semi-annual basis and publish a summary of certain results. The Federal Reserve Board also conducts its own annual stress tests and publishes a summary of certain results.

We submitted our 2013 CCAR to the Federal Reserve on January 7, 2013 and published a summary of our DFAST results under the Federal Reserve Board's severely adverse scenario in March 2013. As part of our 2013 CCAR submission, the Federal Reserve informed us that it did not object to our proposed capital actions, including the repurchase of outstanding common stock, a potential increase in our quarterly common stock dividend and the possible issuance, redemption and modification of other capital securities through the first quarter of 2014. However, as required by the Federal Reserve, we will resubmit our capital plan by the end of the third quarter of 2013, incorporating certain enhancements to our stress test processes.

Management's Discussion and Analysis

Our consolidated regulatory capital requirements are determined by the Federal Reserve Board, as described below. Our ICAAP incorporates an internal risk-based capital assessment designed to identify and measure material risks associated with our business activities, including market risk, credit risk and operational risk, in a manner that is closely aligned with our risk management practices. Our internal risk-based capital assessment is supplemented with the results of stress tests.

As of March 2013, our total shareholders' equity was \$77.23 billion (consisting of common shareholders' equity of \$71.03 billion and preferred stock of \$6.20 billion). As of December 2012, our total shareholders' equity was \$75.72 billion (consisting of common shareholders' equity of \$69.52 billion and preferred stock of \$6.20 billion). In addition, as of both March 2013 and December 2012, \$2.75 billion of our junior subordinated debt issued to trusts qualified as capital for regulatory and certain rating agency purposes. See "— Consolidated Regulatory Capital Ratios" below for information regarding the impact of regulatory developments.

Consolidated Regulatory Capital

The Federal Reserve Board is the primary regulator of Group Inc., a bank holding company under the Bank Holding Company Act of 1956 (BHC Act) and a financial holding company under amendments to the BHC Act effected by the U.S. Gramm-Leach-Bliley Act of 1999. As a bank holding company, we are subject to consolidated regulatory capital requirements that are computed in accordance with the Federal Reserve Board's risk-based capital regulations (which are based on the 'Basel 1' Capital Accord of the Basel Committee) reflecting the Federal Reserve Board's revised market risk regulatory capital requirements which became effective on January 1, 2013. These capital requirements are expressed as capital ratios that compare measures of capital to risk-weighted assets (RWAs). See Note 20 to the condensed consolidated financial statements in Part I, Item 1 of this Form 10-Q for additional information regarding the firm's RWAs. The firm's capital levels are also subject to qualitative judgments by its regulators about components, risk weightings and other factors.

Federal Reserve Board regulations require bank holding companies to maintain a minimum Tier 1 capital ratio of 4% and a minimum total capital ratio of 8%. The required minimum Tier 1 capital ratio and total capital ratio in order to be considered a "well-capitalized" bank holding company under the Federal Reserve Board guidelines are 6% and 10%, respectively. Bank holding companies may be expected to maintain ratios well above the minimum levels, depending on their particular condition, risk profile and growth plans. The minimum Tier 1 leverage ratio is 3% for bank holding companies that have received the highest supervisory rating under Federal Reserve Board guidelines or that have implemented the Federal Reserve Board's risk-based capital measure for market risk. Other bank holding companies must have a minimum Tier 1 leverage ratio of 4%.

Consolidated Regulatory Capital Ratios

The table below presents information about our regulatory capital ratios, which are based on Basel 1, as implemented by the Federal Reserve Board. The information as of March 2013 reflects the revised market risk regulatory capital requirements, which became effective on January 1, 2013. The information as of December 2012 is prior to the implementation of these revised market risk regulatory capital requirements. In the table below:

- Equity investments in certain entities primarily represent a portion of our equity investments in non-financial companies.
- Debt valuation adjustment represents the cumulative change in the fair value of our unsecured borrowings attributable to the impact of changes in our own credit spreads (net of tax at the applicable tax rate).
- Other adjustments within our Tier 1 common capital include net unrealized gains/(losses) on available-for-sale securities (net of tax at the applicable tax rate), the cumulative change in our pension and postretirement liabilities (net of tax at the applicable tax rate) and investments in certain nonconsolidated entities.
- Qualifying subordinated debt represents subordinated debt issued by Group Inc. with an original term to maturity of five years or greater. The outstanding amount of subordinated debt qualifying for Tier 2 Capital is reduced, or discounted, upon reaching a remaining maturity of five years. See Note 16 to the condensed consolidated financial statements in Part I, Item 1 of this Form 10-Q for additional information about the subordinated debt.

Management's Discussion and Analysis

	As of	
	March 2013	December 2012
<i>\$ in millions</i>		
Common shareholders' equity	\$ 71,028	\$ 69,516
Less: Goodwill	(3,702)	(3,702)
Less: Intangible assets	(981)	(1,397)
Less: Equity investments in certain entities	(3,959)	(4,805)
Less: Disallowed deferred tax assets	(1,002)	(1,261)
Less: Debt valuation adjustment	(115)	(180)
Less: Other adjustments	(134)	(124)
Tier 1 Common Capital	61,135	58,047
Perpetual non-cumulative preferred stock	6,200	6,200
Junior subordinated debt issued to trusts ¹	2,063	2,750
Other adjustments	(27)	(20)
Tier 1 Capital	69,371	66,977
Qualifying subordinated debt	12,721	13,342
Junior subordinated debt issued to trusts ¹	687	—
Other adjustments	37	87
Tier 2 Capital	13,445	13,429
Total Capital	\$ 82,816	\$ 80,406
Risk-Weighted Assets	\$480,080	\$399,928
Tier 1 Capital Ratio	14.4%	16.7%
Total Capital Ratio	17.3%	20.1%
Tier 1 Leverage Ratio²	7.5%	7.3%
Tier 1 Common Ratio³	12.7%	14.5%

1. Beginning on January 1, 2013, we began to incorporate the Dodd-Frank Act's phase-out of Tier 1 capital treatment for junior subordinated debt issued to trusts. The firm has assumed a phase-out period allowing for only 75% of the capital instrument to be included in Tier 1 capital in calendar year 2013, reflecting the Federal Reserve Board's proposed capital rules. Phased-out amounts that are no longer eligible as Tier 1 capital treatment are eligible for Tier 2 capital treatment. See Note 16 to the condensed consolidated financial statements in Part I, Item 1 of this Form 10-Q for additional information about the junior subordinated debt issued to trusts.

2. See Note 20 to the condensed consolidated financial statements in Part I, Item 1 of this Form 10-Q for additional information about the firm's Tier 1 leverage ratio.

3. The Tier 1 common ratio equals Tier 1 common capital divided by RWAs. We believe that the Tier 1 common ratio is meaningful because it is one of the measures that we and investors use to assess capital adequacy and is of increasing importance to regulators. The Tier 1 common ratio is a non-GAAP measure and may not be comparable to similar non-GAAP measures used by other companies.

Our Tier 1 capital ratio decreased to 14.4% as of March 2013 from 16.7% as of December 2012 primarily reflecting an increase in RWAs. The increase in RWAs was primarily driven by the implementation of the revised market risk regulatory capital requirements which introduced a new methodology for determining RWAs for market risk and are designed to implement the new market risk framework of the Basel Committee, as well as the prohibition on the use of external credit ratings, as required by the Dodd-Frank Act. These revised market risk capital requirements are a significant part of the regulatory capital changes that will ultimately be reflected in our Basel 3 capital ratios.

The table below presents the changes in Tier 1 common capital, Tier 1 capital and Tier 2 capital for the three months ended March 2013.

<i>in millions</i>	Three Months Ended March 2013
Tier 1 Common Capital	
Balance, beginning of year	\$58,047
Increase in common shareholders' equity	1,512
Decrease in intangible assets	416
Decrease in equity investments in certain entities	846
Decrease in disallowed deferred tax assets	259
Decrease in debt valuation adjustment	65
Increase in other adjustments	(10)
Balance, end of period	61,135
Tier 1 Capital	
Balance, beginning of year	66,977
Net increase in Tier 1 common capital	3,088
Redesignation of junior subordinated debt issued to trusts	(687)
Increase in other adjustments	(7)
Balance, end of period	69,371
Tier 2 Capital	
Balance, beginning of year	13,429
Decrease in qualifying subordinated debt	(621)
Redesignation of junior subordinated debt issued to trusts	687
Decrease in other adjustments	(50)
Balance, end of period	13,445
Total Capital	\$82,816

See "Business — Regulation" in Part I, Item 1 of our Annual Report on Form 10-K and Note 20 to the condensed consolidated financial statements in Part I, Item 1 of this Form 10-Q for additional information about our regulatory capital ratios and the related regulatory requirements, including pending and proposed regulatory changes.

Risk-Weighted Assets

RWAs under the Federal Reserve Board's risk-based capital requirements are calculated based on measures of credit risk and market risk.

RWAs for credit risk reflect amounts for on-balance sheet and off-balance sheet exposures. Credit risk requirements for on-balance sheet assets, such as receivables and cash, are generally based on the balance sheet value. Credit risk requirements for securities financing transactions are determined based upon the positive net exposure for each trade, and include the effect of counterparty netting and collateral, as applicable. For off-balance sheet exposures, including commitments and guarantees, a credit equivalent amount is calculated based on the notional amount of each trade. Requirements for OTC derivatives are based on a combination of positive net exposure and a percentage of the notional amount of each trade, and include the effect of counterparty netting and collateral, as applicable. All such assets and exposures are then assigned a risk weight depending on, among other things, whether the counterparty is a sovereign, bank or a qualifying securities firm or other entity (or if collateral is held, depending on the nature of the collateral).

Under Basel 1, prior to the implementation of the revised market risk regulatory capital requirements, RWAs for market risk were determined by reference to the firm's Value-at-Risk (VaR) model, supplemented by the standardized measurement method used to determine RWAs for specific risk for certain positions.

Under the Federal Reserve Board's revised market risk regulatory capital requirements, which became effective on January 1, 2013, the methodology for calculating RWAs for market risk was changed. RWAs for market risk are now determined using VaR, stressed VaR, incremental risk, comprehensive risk and a standardized measurement method for specific risk.

VaR is the potential loss in value of inventory positions due to adverse market movements over a defined time horizon with a specified confidence level. For both risk management purposes and regulatory capital calculations we use a single VaR model which captures risks including interest rates, equity prices, currency rates and commodity prices. VaR used for regulatory capital requirements (Regulatory VaR) differs from risk management VaR due to different time horizons (10-day vs. 1-day), confidence levels (99% vs. 95%) and differences in the scope of positions on which VaR is calculated. Stressed VaR is the potential loss in value of inventory positions during a period of significant market

stress. Incremental risk is the potential loss in value of non-securitized inventory positions due to the default or credit migration of issuers of financial instruments over a one-year time horizon. Comprehensive risk is the potential loss in value, due to price risk and defaults, within the firm's credit correlation positions. The standardized measurement method is used to determine RWAs for specific risk for certain positions by applying supervisory defined risk-weighting factors to such positions after applicable netting is performed.

We will provide additional information on Regulatory VaR, stressed VaR, incremental risk, comprehensive risk and the standardized measurement method for specific risk on our web site as described under "Available Information" below.

The table below presents information on the components of RWAs within our consolidated regulatory capital ratios.

<i>in millions</i>	As of	
	March 2013	December 2012
Credit RWAs		
OTC derivatives	\$ 93,903	\$107,269
Commitments and guarantees ¹	41,067	46,007
Securities financing transactions ²	38,054	47,069
Other ³	99,791	87,181
Total Credit RWAs	\$272,815	\$287,526
Total Market RWAs	207,265	112,402
Total RWAs ⁴	\$480,080	\$399,928

1. Principally includes certain commitments to extend credit and letters of credit.
2. Represents resale and repurchase agreements and securities borrowed and loaned transactions.
3. Principally includes receivables from customers, other assets, cash and cash equivalents and available-for-sale securities.
4. Under the current regulatory capital framework, there is no explicit requirement for Operational Risk.

The table below presents information on the components of market RWAs within our consolidated regulatory capital ratios as of March 2013.

<i>in millions</i>	As of March 2013
Regulatory VaR	\$ 12,600
Stressed VaR	43,875
Incremental risk	23,388
Comprehensive risk	22,700
Specific risk	104,702
Total Market RWAs	\$207,265

Management's Discussion and Analysis

Internal Capital Adequacy Assessment Process

We perform an ICAAP with the objective of ensuring that the firm is appropriately capitalized relative to the risks in our business.

As part of our ICAAP, we perform an internal risk-based capital assessment. This assessment incorporates market risk, credit risk and operational risk. Market risk is calculated by using VaR calculations supplemented by risk-based add-ons which include risks related to rare events (tail risks). Credit risk utilizes assumptions about our counterparties' probability of default, the size of our losses in the event of a default and the maturity of our counterparties' contractual obligations to us. Operational risk is calculated based on scenarios incorporating multiple types of operational failures. Backtesting is used to gauge the effectiveness of models at capturing and measuring relevant risks.

We evaluate capital adequacy based on the result of our internal risk-based capital assessment and regulatory capital ratios, supplemented with the results of stress tests which measure the firm's estimated performance under various market conditions. Our goal is to hold sufficient capital to ensure we remain adequately capitalized after experiencing a severe stress event. Our assessment of capital adequacy is viewed in tandem with our assessment of liquidity adequacy and is integrated into the overall risk management structure, governance and policy framework of the firm.

We attribute capital usage to each of our businesses based upon our internal risk-based capital and regulatory frameworks and manage the levels of usage based upon the balance sheet and risk limits established.

Rating Agency Guidelines

The credit rating agencies assign credit ratings to the obligations of Group Inc., which directly issues or guarantees substantially all of the firm's senior unsecured obligations. GS&Co. and GSI have been assigned long- and short-term issuer ratings by certain credit rating agencies. GS Bank USA has also been assigned long-term issuer ratings as well as ratings on its long-term and short-term bank deposits. In addition, credit rating agencies have assigned ratings to debt obligations of certain other subsidiaries of Group Inc.

The level and composition of our equity capital are among the many factors considered in determining our credit ratings. Each agency has its own definition of eligible capital and methodology for evaluating capital adequacy, and assessments are generally based on a combination of factors rather than a single calculation. See "Liquidity Risk Management — Credit Ratings" for further information about credit ratings of Group Inc., GS&Co., GSI and GS Bank USA.

Subsidiary Capital Requirements

Many of our subsidiaries, including GS Bank USA and our broker-dealer subsidiaries, are subject to separate regulation and capital requirements of the jurisdictions in which they operate.

GS Bank USA is subject to minimum capital requirements that are calculated in a manner similar to those applicable to bank holding companies and computes its capital ratios in accordance with the regulatory capital requirements currently applicable to state member banks, which are based on Basel 1, as implemented by the Federal Reserve Board. As of March 2013 and December 2012, GS Bank USA's Tier 1 capital ratio under Basel 1 as implemented by the Federal Reserve Board was 15.9% and 18.9%, respectively. See Note 20 to the condensed consolidated financial statements in Part I, Item 1 of this Form 10-Q for further information about GS Bank USA's regulatory capital ratios under Basel 1, as implemented by the Federal Reserve Board. Effective January 1, 2013, GS Bank USA also implemented the revised market risk regulatory capital requirements outlined above. These revised market risk regulatory capital requirements are a significant part of the regulatory capital changes that will ultimately be reflected in GS Bank USA's Basel 3 capital ratios.

Management's Discussion and Analysis

For purposes of assessing the adequacy of its capital, GS Bank USA has established an ICAAP which is similar to that used by Group Inc. In addition, the rules adopted by the Federal Reserve Board under the Dodd-Frank Act require GS Bank USA to conduct stress tests on an annual basis and publish a summary of certain results. GS Bank USA submitted its annual stress results to the Federal Reserve on January 7, 2013 and published a summary of its results in March 2013. GS Bank USA's capital levels and prompt corrective action classification are subject to qualitative judgments by its regulators about components, risk weightings and other factors.

We expect that the capital requirements of several of our subsidiaries are likely to increase in the future due to the various developments arising from the Basel Committee, the Dodd-Frank Act, and other governmental entities and regulators. See Note 20 to the condensed consolidated financial statements in Part I, Item 1 of this Form 10-Q for information about the capital requirements of our other regulated subsidiaries and the potential impact of regulatory reform.

Subsidiaries not subject to separate regulatory capital requirements may hold capital to satisfy local tax and legal guidelines, rating agency requirements (for entities with assigned credit ratings) or internal policies, including policies concerning the minimum amount of capital a subsidiary should hold based on its underlying level of risk. In certain instances, Group Inc. may be limited in its ability to access capital held at certain subsidiaries as a result of regulatory, tax or other constraints. As of March 2013 and December 2012, Group Inc.'s equity investment in subsidiaries was \$71.68 billion and \$73.32 billion, respectively, compared with its total shareholders' equity of \$77.23 billion and \$75.72 billion, respectively.

Group Inc. has guaranteed the payment obligations of GS&Co., GS Bank USA, and Goldman Sachs Execution & Clearing, L.P. (GSEC) subject to certain exceptions. In November 2008, Group Inc. contributed subsidiaries into GS Bank USA, and Group Inc. agreed to guarantee certain losses, including credit-related losses, relating to assets held by the contributed entities. In connection with this guarantee, Group Inc. also agreed to pledge to GS Bank USA certain collateral, including interests in subsidiaries and other illiquid assets.

Our capital invested in non-U.S. subsidiaries is generally exposed to foreign exchange risk, substantially all of which is managed through a combination of derivatives and non-U.S. denominated debt.

Contingency Capital Plan

Our contingency capital plan provides a framework for analyzing and responding to a perceived or actual capital deficiency, including, but not limited to, identification of drivers of a capital deficiency, as well as mitigants and potential actions. It outlines the appropriate communication procedures to follow during a crisis period, including internal dissemination of information as well as ensuring timely communication with external stakeholders.

Equity Capital Management

Our objective is to maintain a sufficient level and optimal composition of equity capital. We principally manage our capital through issuances and repurchases of our common stock. We may also, from time to time, issue or repurchase our preferred stock, junior subordinated debt issued to trusts and other subordinated debt or other forms of capital as business conditions warrant and subject to approval of the Federal Reserve Board. We manage our capital requirements principally by setting limits on balance sheet assets and/or limits on risk, in each case both at the consolidated and business levels. We attribute capital usage to each of our businesses based upon our internal risk-based capital and regulatory frameworks and manage the levels of usage based upon the balance sheet and risk limits established.

See Notes 16 and 19 to the condensed consolidated financial statements in Part I, Item 1 of this Form 10-Q for further information about our preferred stock, junior subordinated debt issued to trusts and other subordinated debt.

Berkshire Hathaway Warrant. On March 25, 2013, the firm amended its warrant agreement with Berkshire Hathaway Inc. and certain of its subsidiaries (collectively, Berkshire Hathaway) to require net share settlement and to specify the exercise date as October 1, 2013. Under the amended agreement, the firm will deliver to Berkshire Hathaway the number of shares of common stock equal in value to the difference between the average closing price of the firm's common stock over the 10 trading days preceding October 1, 2013 and the exercise price of \$115.00 multiplied by the number of shares of common stock (43.5 million) covered by the warrant.

Management's Discussion and Analysis

Share Repurchase Program. We seek to use our share repurchase program to help maintain the appropriate level of common equity. The repurchase program is effected primarily through regular open-market purchases, the amounts and timing of which are determined primarily by our current and projected capital positions (i.e., comparisons of our desired level and composition of capital to our actual level and composition of capital), but which may also be influenced by general market conditions and the prevailing price and trading volumes of our common stock.

On April 15, 2013, the Board of Directors of Group Inc. (Board), authorized the repurchase of an additional 75.0 million shares of common stock pursuant to the firm's existing share repurchase program. As of April 15, 2013, under the share repurchase program approved by the Board, we can repurchase up to 86.4 million additional shares of common stock, including the newly authorized amount; however, any such repurchases are subject to the approval of the Federal Reserve Board. See "Unregistered Sales of Equity Securities and Use of Proceeds" in Part II, Item 2 and Note 19 to the condensed consolidated financial statements in Part I, Item 1 of this Form 10-Q for additional information on our repurchase program and see above for information about the annual CCAR.

Other Capital Metrics

The table below presents information on our shareholders' equity and book value per common share.

<i>in millions, except per share amounts</i>	As of	
	March 2013	December 2012
Total shareholders' equity	\$77,228	\$75,716
Common shareholders' equity	71,028	69,516
Tangible common shareholders' equity	66,345	64,417
Book value per common share	148.41	144.67
Tangible book value per common share	138.62	134.06

Tangible common shareholders' equity. Tangible common shareholders' equity equals total shareholders' equity less preferred stock, goodwill and identifiable intangible assets. We believe that tangible common shareholders' equity is meaningful because it is a measure that we and investors use to assess capital adequacy. Tangible common shareholders' equity is a non-GAAP measure and may not be comparable to similar non-GAAP measures used by other companies.

The table below presents the reconciliation of total shareholders' equity to tangible common shareholders' equity.

<i>in millions</i>	As of	
	March 2013	December 2012
Total shareholders' equity	\$77,228	\$75,716
Deduct: Preferred stock	(6,200)	(6,200)
Common shareholders' equity	71,028	69,516
Deduct: Goodwill and identifiable intangible assets	(4,683)	(5,099)
Tangible common shareholders' equity	\$66,345	\$64,417

Book value and tangible book value per common share. Book value and tangible book value per common share are based on common shares outstanding, including restricted stock units granted to employees with no future service requirements, of 478.6 million and 480.5 million as of March 2013 and December 2012, respectively. We believe that tangible book value per common share (tangible common shareholders' equity divided by common shares outstanding) is meaningful because it is a measure that we and investors use to assess capital adequacy. Tangible book value per common share is a non-GAAP measure and may not be comparable to similar non-GAAP measures used by other companies.

Off-Balance-Sheet Arrangements and Contractual Obligations

Off-Balance-Sheet Arrangements

We have various types of off-balance-sheet arrangements that we enter into in the ordinary course of business. Our involvement in these arrangements can take many different forms, including:

- purchasing or retaining residual and other interests in special purpose entities such as mortgage-backed and other asset-backed securitization vehicles;
- holding senior and subordinated debt, interests in limited and general partnerships, and preferred and common stock in other nonconsolidated vehicles;
- entering into interest rate, foreign currency, equity, commodity and credit derivatives, including total return swaps;
- entering into operating leases; and
- providing guarantees, indemnifications, loan commitments, letters of credit and representations and warranties.

We enter into these arrangements for a variety of business purposes, including securitizations. The securitization vehicles that purchase mortgages, corporate bonds, and other types of financial assets are critical to the functioning

of several significant investor markets, including the mortgage-backed and other asset-backed securities markets, since they offer investors access to specific cash flows and risks created through the securitization process.

We also enter into these arrangements to underwrite client securitization transactions; provide secondary market liquidity; make investments in performing and nonperforming debt, equity, real estate and other assets; provide investors with credit-linked and asset-repackaged notes; and receive or provide letters of credit to satisfy margin requirements and to facilitate the clearance and settlement process.

Our financial interests in, and derivative transactions with, such nonconsolidated entities are generally accounted for at fair value, in the same manner as our other financial instruments, except in cases where we apply the equity method of accounting.

The table below presents where a discussion of our various off-balance-sheet arrangements may be found in Part I, Items 1 and 2 of this Form 10-Q. In addition, see Note 3 to the condensed consolidated financial statements in Part I, Item 1 of this Form 10-Q for a discussion of our consolidation policies.

Type of Off-Balance-Sheet Arrangement

Variable interests and other obligations, including contingent obligations, arising from variable interests in nonconsolidated VIEs

Leases, letters of credit, and lending and other commitments

Guarantees

Derivatives

Disclosure in Form 10-Q

See Note 11 to the condensed consolidated financial statements in Part I, Item 1 of this Form 10-Q.

See "Contractual Obligations" below and Note 18 to the condensed consolidated financial statements in Part I, Item 1 of this Form 10-Q.

See "Contractual Obligations" below and Note 18 to the condensed consolidated financial statements in Part I, Item 1 of this Form 10-Q.

See "Credit Risk Management — Credit Exposures — OTC Derivatives" below and Notes 4, 5, 7 and 18 to the condensed consolidated financial statements in Part I, Item 1 of this Form 10-Q.

Contractual Obligations

We have certain contractual obligations which require us to make future cash payments. These contractual obligations include our unsecured long-term borrowings, secured long-term financings, time deposits, contractual interest payments and insurance agreements, all of which are included in our condensed consolidated statements of financial condition. Our obligations to make future cash

payments also include certain off-balance-sheet contractual obligations such as purchase obligations, minimum rental payments under noncancelable leases and commitments and guarantees.

The table below presents our contractual obligations, commitments and guarantees as of March 2013.

<i>in millions</i>	Remainder of 2013	2014- 2015	2016- 2017	2018- Thereafter	Total
Amounts related to on-balance-sheet obligations					
Time deposits ¹	\$ —	\$ 6,781	\$ 4,421	\$ 5,517	\$ 16,719
Secured long-term financings ²	—	6,429	1,197	1,345	8,971
Unsecured long-term borrowings ³	—	37,121	42,269	87,618	167,008
Contractual interest payments ⁴	4,933	12,974	9,959	33,812	61,678
Insurance liabilities ⁵	355	923	905	13,731	15,914
Subordinated liabilities issued by consolidated VIEs	7	55	30	901	993
Amounts related to off-balance-sheet arrangements					
Commitments to extend credit	8,163	16,813	39,973	9,152	74,101
Contingent and forward starting resale and securities borrowing agreements	72,068	—	—	—	72,068
Forward starting repurchase and secured lending agreements	13,268	—	—	—	13,268
Letters of credit	533	179	—	15	727
Investment commitments	1,627	1,908	239	3,608	7,382
Other commitments	3,483	80	27	69	3,659
Minimum rental payments	304	730	558	1,363	2,955
Derivative guarantees	318,426	275,467	53,158	58,370	705,421
Securities lending indemnifications	30,360	—	—	—	30,360
Other financial guarantees	751	455	1,268	1,028	3,502

1. Excludes \$10.21 billion of time deposits maturing within one year.

2. The aggregate contractual principal amount of secured long-term financings for which the fair value option was elected, primarily consisting of transfers of financial assets accounted for as financings rather than sales and certain other nonrecourse financings, exceeded their related fair value by \$134 million.

3. Includes \$9.84 billion related to interest rate hedges on certain unsecured long-term borrowings. In addition, the fair value of unsecured long-term borrowings (principal and non-principal-protected) for which the fair value option was elected exceeded the related aggregate contractual principal amount by \$140 million. Excludes \$82 million of unsecured long-term borrowings related to our reinsurance business classified as held for sale as of March 2013. See Note 17 to the condensed consolidated financial statements in Part I, Item 1 of this Form 10-Q for further information.

4. Represents estimated future interest payments related to unsecured long-term borrowings, secured long-term financings and time deposits based on applicable interest rates as of March 2013. Includes stated coupons, if any, on structured notes.

5. Represents estimated undiscounted payments related to future benefits and unpaid claims arising from policies associated with our insurance activities, excluding separate accounts and estimated recoveries under reinsurance contracts. Excludes \$13.02 billion of insurance liabilities related to our reinsurance business classified as held for sale as of March 2013. See Note 17 to the condensed consolidated financial statements in Part I, Item 1 of this Form 10-Q for further information.

In the table above:

- Obligations maturing within one year of our financial statement date or redeemable within one year of our financial statement date at the option of the holder are excluded and are treated as short-term obligations.
- Obligations that are repayable prior to maturity at our option are reflected at their contractual maturity dates and obligations that are redeemable prior to maturity at the option of the holders are reflected at the dates such options become exercisable.
- Amounts included in the table do not necessarily reflect the actual future cash flow requirements for these arrangements because commitments and guarantees represent notional amounts and may expire unused or be reduced or cancelled at the counterparty's request.
- Due to the uncertainty of the timing and amounts that will ultimately be paid, our liability for unrecognized tax benefits has been excluded. See Note 24 to the condensed consolidated financial statements in Part I, Item 1 of this Form 10-Q for further information about our unrecognized tax benefits.

Management's Discussion and Analysis

See Notes 15 and 18 to the condensed consolidated financial statements in Part I, Item 1 of this Form 10-Q for further information about our short-term borrowings and commitments and guarantees, respectively.

As of March 2013, our unsecured long-term borrowings were \$167.01 billion, with maturities extending to 2061, and consisted principally of senior borrowings. See Note 16 to the condensed consolidated financial statements in Part I, Item 1 of this Form 10-Q for further information about our unsecured long-term borrowings.

As of March 2013, our future minimum rental payments net of minimum sublease rentals under noncancelable leases were \$2.96 billion. These lease commitments, principally for office space, expire on various dates through 2069. Certain agreements are subject to periodic escalation provisions for increases in real estate taxes and other charges. See Note 18 to the condensed consolidated financial statements in Part I, Item 1 of this Form 10-Q for further information about our leases.

Our occupancy expenses include costs associated with office space held in excess of our current requirements. This excess space, the cost of which is charged to earnings as incurred, is being held for potential growth or to replace currently occupied space that we may exit in the future. We regularly evaluate our current and future space capacity in relation to current and projected staffing levels. During the three months ended March 2013, total occupancy expenses for space held in excess of our current requirements were not material. In addition, during the three months ended March 2013, we incurred exit costs of \$1 million related to our office space. We may incur exit costs in the future to the extent we (i) reduce our space capacity or (ii) commit to, or occupy, new properties in the locations in which we operate and, consequently, dispose of existing space that had been held for potential growth. These exit costs may be material to our results of operations in a given period.

Overview and Structure of Risk Management

Overview

We believe that effective risk management is of primary importance to the success of the firm. Accordingly, we have comprehensive risk management processes through which we monitor, evaluate and manage the risks we assume in conducting our activities. These include market, credit, liquidity, operational, legal, regulatory and reputational risk exposures. Our risk management framework is built around three core components: governance, processes and people.

Governance. Risk management governance starts with our Board, which plays an important role in reviewing and approving risk management policies and practices, both directly and through its Risk Committee, which consists of all of our independent directors. The Board also receives regular briefings on firmwide risks, including market risk, liquidity risk, credit risk and operational risk from our independent control and support functions, including the chief risk officer. The chief risk officer, as part of the review of the firmwide risk package, regularly advises the Risk Committee of the Board of relevant risk metrics and material exposures. Next, at the most senior levels of the firm, our leaders are experienced risk managers, with a sophisticated and detailed understanding of the risks we take. Our senior managers lead and participate in risk-oriented committees, as do the leaders of our independent control and support functions — including those in compliance, controllers, credit risk management, human capital management, legal, market risk management, operations, operational risk management, tax, technology and treasury.

The firm's governance structure provides the protocol and responsibility for decision-making on risk management issues and ensures implementation of those decisions. We make extensive use of risk-related committees that meet regularly and serve as an important means to facilitate and foster ongoing discussions to identify, manage and mitigate risks.

Management's Discussion and Analysis

We maintain strong communication about risk and we have a culture of collaboration in decision-making among the revenue-producing units, independent control and support functions, committees and senior management. While we believe that the first line of defense in managing risk rests with the managers in our revenue-producing units, we dedicate extensive resources to independent control and support functions in order to ensure a strong oversight structure and an appropriate segregation of duties. We regularly reinforce the firm's strong culture of escalation and accountability across all divisions and functions.

Processes. We maintain various processes and procedures that are critical components of our risk management. First and foremost is our daily discipline of marking substantially all of the firm's inventory to current market levels. Goldman Sachs carries its inventory at fair value, with changes in valuation reflected immediately in our risk management systems and in net revenues. We do so because we believe this discipline is one of the most effective tools for assessing and managing risk and that it provides transparent and realistic insight into our financial exposures.

We also apply a rigorous framework of limits to control risk across multiple transactions, products, businesses and markets. This includes setting credit and market risk limits at a variety of levels and monitoring these limits on a daily basis. Limits are typically set at levels that will be periodically exceeded, rather than at levels which reflect our maximum risk appetite. This fosters an ongoing dialogue on risk among revenue-producing units, independent control and support functions, committees and senior management, as well as rapid escalation of risk-related matters. See "Market Risk Management" and "Credit Risk Management" for further information on our risk limits.

Active management of our positions is another important process. Proactive mitigation of our market and credit exposures minimizes the risk that we will be required to take outsized actions during periods of stress.

We also focus on the rigor and effectiveness of the firm's risk systems. The goal of our risk management technology is to get the right information to the right people at the right time, which requires systems that are comprehensive, reliable and timely. We devote significant time and resources to our risk management technology to ensure that it consistently provides us with complete, accurate and timely information.

People. Even the best technology serves only as a tool for helping to make informed decisions in real time about the risks we are taking. Ultimately, effective risk management requires our people to interpret our risk data on an ongoing and timely basis and adjust risk positions accordingly. In both our revenue-producing units and our independent control and support functions, the experience of our professionals, and their understanding of the nuances and limitations of each risk measure, guide the firm in assessing exposures and maintaining them within prudent levels.

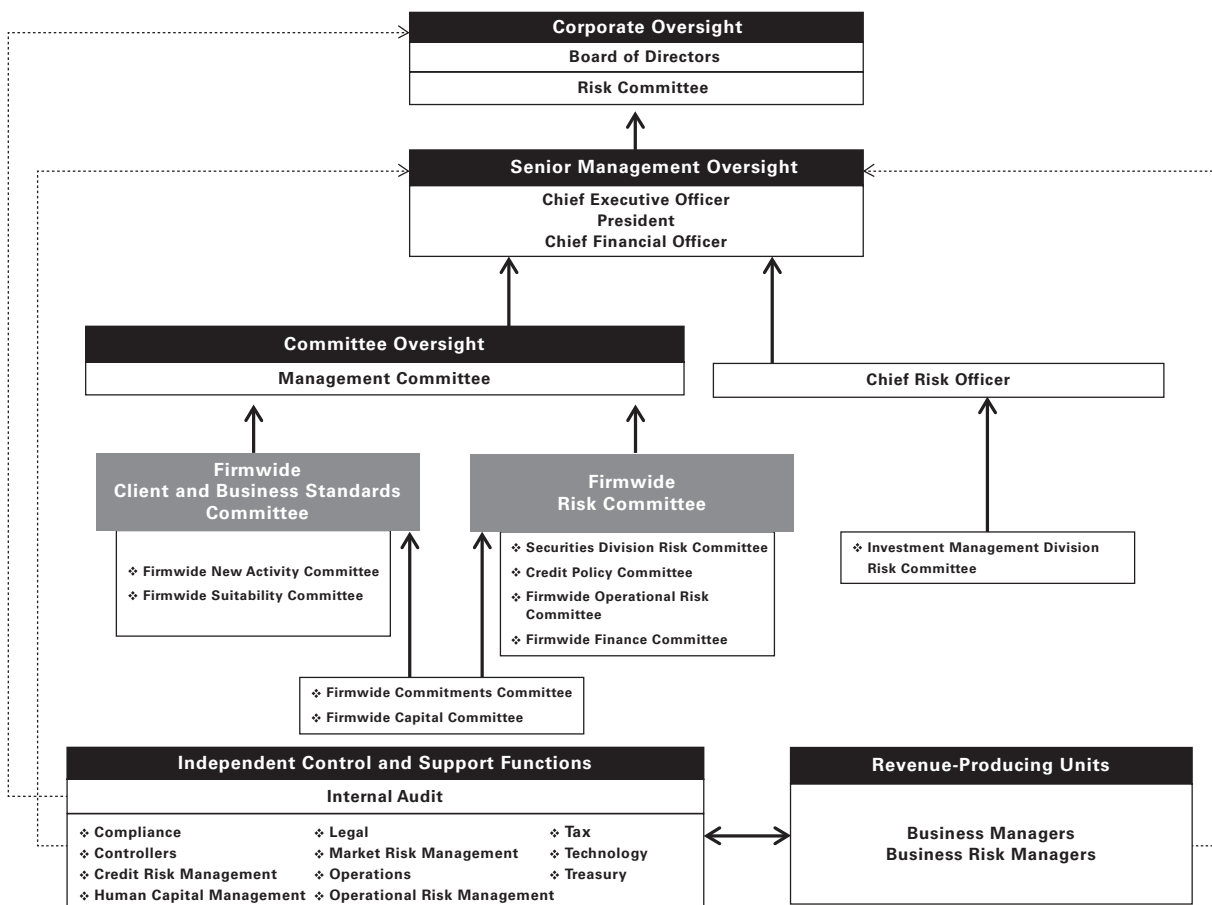
Structure

Ultimate oversight of risk is the responsibility of the firm's Board. The Board oversees risk both directly and through its Risk Committee. Within the firm, a series of committees with specific risk management mandates have oversight or decision-making responsibilities for risk management activities. Committee membership generally consists of senior managers from both our revenue-producing units and our independent control and support functions. We have established procedures for these committees to ensure that appropriate information barriers are in place. Our primary risk committees, most of which also have additional sub-committees or working groups, are described below. In addition to these committees, we have other risk-oriented committees which provide oversight for different businesses, activities, products, regions and legal entities.

Membership of the firm's risk committees is reviewed regularly and updated to reflect changes in the responsibilities of the committee members. Accordingly, the length of time that members serve on the respective committees varies as determined by the committee chairs and based on the responsibilities of the members within the firm.

In addition, independent control and support functions, which report to the chief financial officer, the general counsel and the chief administrative officer, or in the case of Internal Audit, to the Audit Committee of the Board, are responsible for day-to-day oversight or monitoring of risk, as discussed in greater detail in the following sections. Internal Audit, which includes professionals with a broad range of audit and industry experience, including risk management expertise, is responsible for independently assessing and validating key controls within the risk management framework.

The chart below presents an overview of our risk management governance structure, highlighting the oversight of our Board, our key risk-related committees and the independence of our control and support functions.



Management Committee. The Management Committee oversees the global activities of the firm, including all of the firm's independent control and support functions. It provides this oversight directly and through authority delegated to committees it has established. This committee is comprised of the most senior leaders of the firm, and is chaired by the firm's chief executive officer. The Management Committee has established various committees with delegated authority and the chairperson of the Management Committee appoints the chairpersons of these committees. Most members of the Management Committee are also members of other firmwide, divisional and regional committees. The following are the committees that are principally involved in firmwide risk management.

Firmwide Client and Business Standards Committee. The Firmwide Client and Business Standards Committee assesses and makes determinations regarding business standards and practices, reputational risk management, client relationships and client service, is chaired by the firm's president and chief operating officer, and reports to the Management Committee. This committee also has responsibility for overseeing the implementation of the recommendations of the Business Standards Committee. This committee has established the following two risk-related committees that report to it:

Management's Discussion and Analysis

- **Firmwide New Activity Committee.** The Firmwide New Activity Committee is responsible for reviewing new activities and for establishing a process to identify and review previously approved activities that are significant and that have changed in complexity and/or structure or present different reputational and suitability concerns over time to consider whether these activities remain appropriate. This committee is co-chaired by the firm's head of operations/chief operating officer for Europe, Middle East and Africa and the chief administrative officer of our Investment Management Division who are appointed by the Firmwide Client and Business Standards Committee chairperson.
- **Firmwide Suitability Committee.** The Firmwide Suitability Committee is responsible for setting standards and policies for product, transaction and client suitability and providing a forum for consistency across divisions, regions and products on suitability assessments. This committee also reviews suitability matters escalated from other firm committees. This committee is co-chaired by the firm's international general counsel and the co-head of our Investment Management Division who are appointed by the Firmwide Client and Business Standards Committee chairperson.
- **Firmwide Risk Committee.** The Firmwide Risk Committee is globally responsible for the ongoing monitoring and management of the firm's financial risks. Through both direct and delegated authority, the Firmwide Risk Committee approves firmwide, product, divisional and business-level limits for both market and credit risks, approves sovereign credit risk limits and reviews results of stress tests and scenario analyses. This committee is co-chaired by the firm's chief financial officer and a senior managing director from the firm's executive office, and reports to the Management Committee. The following four committees report to the Firmwide Risk Committee. The chairperson of the Securities Division Risk Committee is appointed by the chairpersons of the Firmwide Risk Committee; the chairpersons of the Credit Policy and Firmwide Operational Risk Committees are appointed by the firm's chief risk officer; and the chairpersons of the Firmwide Finance Committee are appointed by the Firmwide Risk Committee.
- **Securities Division Risk Committee.** The Securities Division Risk Committee sets market risk limits, subject to overall firmwide risk limits, for the Securities Division based on a number of risk measures, including but not limited to VaR, stress tests, scenario analyses and balance sheet levels. This committee is chaired by the chief risk officer of our Securities Division.
- **Credit Policy Committee.** The Credit Policy Committee establishes and reviews broad firmwide credit policies and parameters that are implemented by our Credit Risk Management department (Credit Risk Management). This committee is chaired by the firm's chief credit officer.
- **Firmwide Operational Risk Committee.** The Firmwide Operational Risk Committee provides oversight of the ongoing development and implementation of our operational risk policies, framework and methodologies, and monitors the effectiveness of operational risk management. This committee is chaired by a managing director in Credit Risk Management.
- **Firmwide Finance Committee.** The Firmwide Finance Committee has oversight responsibility for liquidity risk, the size and composition of our balance sheet and capital base, and credit ratings. This committee regularly reviews our liquidity, balance sheet, funding position and capitalization, approves related policies, and makes recommendations as to any adjustments to be made in light of current events, risks, exposures and regulatory requirements. As a part of such oversight, this committee reviews and approves balance sheet limits and the size of our GCE. This committee is co-chaired by the firm's chief financial officer and the firm's global treasurer.

Management's Discussion and Analysis

The following committees report jointly to the Firmwide Risk Committee and the Firmwide Client and Business Standards Committee:

- **Firmwide Commitments Committee.** The Firmwide Commitments Committee reviews the firm's underwriting and distribution activities with respect to equity and equity-related product offerings, and sets and maintains policies and procedures designed to ensure that legal, reputational, regulatory and business standards are maintained on a global basis. In addition to reviewing specific transactions, this committee periodically conducts general strategic reviews of sectors and products and establishes policies in connection with transaction practices. This committee is co-chaired by the firm's senior strategy officer and the co-head of Global Mergers & Acquisitions who are appointed by the Firmwide Client and Business Standards Committee chairperson.
- **Firmwide Capital Committee.** The Firmwide Capital Committee provides approval and oversight of debt-related transactions, including principal commitments of the firm's capital. This committee aims to ensure that business and reputational standards for underwritings and capital commitments are maintained on a global basis. This committee is co-chaired by the firm's global treasurer and the head of credit finance for Europe, Middle East and Africa who are appointed by the Firmwide Risk Committee chairpersons.

Investment Management Division Risk Committee.

The Investment Management Division Risk Committee is responsible for the ongoing monitoring and control of global market, counterparty credit and liquidity risks associated with the activities of our investment management businesses. The head of Investment Management Division risk management is the chair of this committee. The Investment Management Division Risk Committee reports to the firm's chief risk officer.

Conflicts Management

Conflicts of interest and the firm's approach to dealing with them are fundamental to our client relationships, our reputation and our long-term success. The term "conflict of interest" does not have a universally accepted meaning, and conflicts can arise in many forms within a business or between businesses. The responsibility for identifying potential conflicts, as well as complying with the firm's policies and procedures, is shared by the entire firm.

We have a multilayered approach to resolving conflicts and addressing reputational risk. The firm's senior management oversees policies related to conflicts resolution. The firm's senior management, the Business Selection and Conflicts Resolution Group, the Legal Department and Compliance Division, the Firmwide Client and Business Standards Committee and other internal committees all play roles in the formulation of policies, standards and principles and assist in making judgments regarding the appropriate resolution of particular conflicts. Resolving potential conflicts necessarily depends on the facts and circumstances of a particular situation and the application of experienced and informed judgment.

At the transaction level, various people and groups have roles. As a general matter, the Business Selection and Conflicts Resolution Group reviews all financing and advisory assignments in Investment Banking and certain investing, lending and other activities of the firm. Various transaction oversight committees, such as the Firmwide Capital, Commitments and Suitability Committees and other committees across the firm, also review new underwritings, loans, investments and structured products. These committees work with internal and external lawyers and the Compliance Division to evaluate and address any actual or potential conflicts.

We regularly assess our policies and procedures that address conflicts of interest in an effort to conduct our business in accordance with the highest ethical standards and in compliance with all applicable laws, rules, and regulations.

Liquidity Risk Management

Liquidity is of critical importance to financial institutions. Most of the recent failures of financial institutions have occurred in large part due to insufficient liquidity. Accordingly, the firm has in place a comprehensive and conservative set of liquidity and funding policies to address both firm-specific and broader industry or market liquidity events. Our principal objective is to be able to fund the firm and to enable our core businesses to continue to serve clients and generate revenues, even under adverse circumstances.

We manage liquidity risk according to the following principles:

Excess Liquidity. We maintain substantial excess liquidity to meet a broad range of potential cash outflows and collateral needs in a stressed environment.

Asset-Liability Management. We assess anticipated holding periods for our assets and their expected liquidity in a stressed environment. We manage the maturities and diversity of our funding across markets, products and counterparties, and seek to maintain liabilities of appropriate tenor relative to our asset base.

Contingency Funding Plan. We maintain a contingency funding plan to provide a framework for analyzing and responding to a liquidity crisis situation or periods of market stress. This framework sets forth the plan of action to fund normal business activity in emergency and stress situations. These principles are discussed in more detail below.

Excess Liquidity

Our most important liquidity policy is to pre-fund our estimated potential cash and collateral needs during a liquidity crisis and hold this excess liquidity in the form of unencumbered, highly liquid securities and cash. We believe that the securities held in our global core excess would be readily convertible to cash in a matter of days, through liquidation, by entering into repurchase agreements or from maturities of resale agreements, and that this cash would allow us to meet immediate obligations without needing to sell other assets or depend on additional funding from credit-sensitive markets.

As of March 2013 and December 2012, the fair value of the securities and certain overnight cash deposits included in our GCE totaled \$174.44 billion and \$174.62 billion, respectively. Based on the results of our internal liquidity risk model, discussed below, as well as our consideration of other factors including, but not limited to, an assessment of our potential intraday liquidity needs and a qualitative assessment of the condition of the financial markets and the firm, we believe our liquidity position as of March 2013 was appropriate.

The table below presents the fair value of the securities and certain overnight cash deposits that are included in our GCE.

<i>in millions</i>	Average for the	
	Three Months Ended March 2013	Year Ended December 2012
U.S. dollar-denominated	\$136,228	\$125,111
Non-U.S. dollar-denominated	44,278	46,984
Total	\$180,506	\$172,095

The U.S. dollar-denominated excess is composed of (i) unencumbered U.S. government and federal agency obligations (including highly liquid U.S. federal agency mortgage-backed obligations), all of which are eligible as collateral in Federal Reserve open market operations and (ii) certain overnight U.S. dollar cash deposits. The non-U.S. dollar-denominated excess is composed of only unencumbered German, French, Japanese and United Kingdom government obligations and certain overnight cash deposits in highly liquid currencies. We strictly limit our excess liquidity to this narrowly defined list of securities and cash because they are highly liquid, even in a difficult funding environment. We do not include other potential sources of excess liquidity, such as less liquid unencumbered securities or committed credit facilities, in our GCE.

Management's Discussion and Analysis

The table below presents the fair value of our GCE by asset class.

<i>in millions</i>	Average for the	
	Three Months Ended March 2013	Year Ended December 2012
Overnight cash deposits	\$ 63,045	\$ 52,233
U.S. government obligations	73,106	72,379
U.S. federal agency obligations, including highly liquid U.S. federal agency mortgage-backed obligations	1,580	2,313
German, French, Japanese and United Kingdom government obligations	42,775	45,170
Total	\$180,506	\$172,095

The GCE is held at Group Inc. and our major broker-dealer and bank subsidiaries, as presented in the table below.

<i>in millions</i>	Average for the	
	Three Months Ended March 2013	Year Ended December 2012
Group Inc.	\$ 25,656	\$ 37,405
Major broker-dealer subsidiaries	87,895	78,229
Major bank subsidiaries	66,955	56,461
Total	\$180,506	\$172,095

Our GCE reflects the following principles:

- The first days or weeks of a liquidity crisis are the most critical to a company's survival.
- Focus must be maintained on all potential cash and collateral outflows, not just disruptions to financing flows. Our businesses are diverse, and our liquidity needs are determined by many factors, including market movements, collateral requirements and client commitments, all of which can change dramatically in a difficult funding environment.
- During a liquidity crisis, credit-sensitive funding, including unsecured debt and some types of secured financing agreements, may be unavailable, and the terms (e.g., interest rates, collateral provisions and tenor) or availability of other types of secured financing may change.
- As a result of our policy to pre-fund liquidity that we estimate may be needed in a crisis, we hold more unencumbered securities and have larger debt balances than our businesses would otherwise require. We believe that our liquidity is stronger with greater balances of highly liquid unencumbered securities, even though it increases our total assets and our funding costs.

We believe that our GCE provides us with a resilient source of funds that would be available in advance of potential cash and collateral outflows and gives us significant flexibility in managing through a difficult funding environment.

In order to determine the appropriate size of our GCE, we use an internal liquidity model, referred to as the Modeled Liquidity Outflow, which captures and quantifies the firm's liquidity risks. We also consider other factors including, but not limited to, an assessment of our potential intraday liquidity needs and a qualitative assessment of the condition of the financial markets and the firm.

We distribute our GCE across entities, asset types, and clearing agents to provide us with sufficient operating liquidity to ensure timely settlement in all major markets, even in a difficult funding environment.

We maintain our GCE to enable us to meet current and potential liquidity requirements of our parent company, Group Inc., and our major broker-dealer and bank subsidiaries. The Modeled Liquidity Outflow incorporates a consolidated requirement as well as a standalone requirement for each of our major broker-dealer and bank subsidiaries. Liquidity held directly in each of these subsidiaries is intended for use only by that subsidiary to meet its liquidity requirements and is assumed not to be available to Group Inc. unless (i) legally provided for and (ii) there are no additional regulatory, tax or other restrictions. We hold a portion of our GCE directly at Group Inc. to support consolidated requirements not accounted for in the major subsidiaries. In addition to the GCE, we maintain operating cash balances in several of our other operating entities, primarily for use in specific currencies, entities, or jurisdictions where we do not have immediate access to parent company liquidity.

In addition to our GCE, we have a significant amount of other unencumbered cash and financial instruments, including other government obligations, high-grade money market securities, corporate obligations, marginable equities, loans and cash deposits not included in our GCE. The fair value of these assets averaged \$92.03 billion and \$87.09 billion for the three months ended March 2013 and year ended December 2012, respectively. We do not consider these assets liquid enough to be eligible for our GCE liquidity pool and therefore conservatively do not assume we will generate liquidity from these assets in our Modeled Liquidity Outflow.

Management's Discussion and Analysis

Modeled Liquidity Outflow. Our Modeled Liquidity Outflow is based on a scenario that includes both a market-wide stress and a firm-specific stress, characterized by the following qualitative elements:

- Severely challenged market environments, including low consumer and corporate confidence, financial and political instability, adverse changes in market values, including potential declines in equity markets and widening of credit spreads.
- A firm-specific crisis potentially triggered by material losses, reputational damage, litigation, executive departure, and/or a ratings downgrade.

The following are the critical modeling parameters of the Modeled Liquidity Outflow:

- Liquidity needs over a 30-day scenario.
- A two-notch downgrade of the firm's long-term senior unsecured credit ratings.
- A combination of contractual outflows, such as upcoming maturities of unsecured debt, and contingent outflows (e.g., actions though not contractually required, we may deem necessary in a crisis). We assume that most contingent outflows will occur within the initial days and weeks of a crisis.
- No issuance of equity or unsecured debt.
- No support from government funding facilities. Although we have access to various central bank funding programs, we do not assume reliance on them as a source of funding in a liquidity crisis.
- We do not assume asset liquidation, other than the GCE.

The Modeled Liquidity Outflow is calculated and reported to senior management on a daily basis. We regularly refine our model to reflect changes in market or economic conditions and the firm's business mix.

The potential contractual and contingent cash and collateral outflows covered in our Modeled Liquidity Outflow include:

Unsecured Funding

- **Contractual:** All upcoming maturities of unsecured long-term debt, commercial paper, promissory notes and other unsecured funding products. We assume that we will be unable to issue new unsecured debt or rollover any maturing debt.
- **Contingent:** Repurchases of our outstanding long-term debt, commercial paper and hybrid financial instruments in the ordinary course of business as a market maker.

Deposits

- **Contractual:** All upcoming maturities of term deposits. We assume that we will be unable to raise new term deposits or rollover any maturing term deposits.
- **Contingent:** Withdrawals of bank deposits that have no contractual maturity. The withdrawal assumptions reflect, among other factors, the type of deposit, whether the deposit is insured or uninsured, and the firm's relationship with the depositor.

Secured Funding

- **Contractual:** A portion of upcoming contractual maturities of secured funding due to either the inability to refinance or the ability to refinance only at wider haircuts (i.e., on terms which require us to post additional collateral). Our assumptions reflect, among other factors, the quality of the underlying collateral, counterparty roll probabilities (our assessment of the counterparty's likelihood of continuing to provide funding on a secured basis at the maturity of the trade) and counterparty concentration.
- **Contingent:** Adverse changes in value of financial assets pledged as collateral for financing transactions, which would necessitate additional collateral postings under those transactions.

Management's Discussion and Analysis

OTC Derivatives

- Contingent: Collateral postings to counterparties due to adverse changes in the value of our OTC derivatives, excluding those that are cleared and settled through central counterparties (OTC-cleared).
- Contingent: Other outflows of cash or collateral related to OTC derivatives, excluding OTC-cleared, including the impact of trade terminations, collateral substitutions, collateral disputes, collateral calls or termination payments required by a two-notch downgrade in our credit ratings, and collateral that has not been called by counterparties, but is available to them.

Exchange-Traded and OTC-cleared Derivatives

- Contingent: Variation margin postings required due to adverse changes in the value of our outstanding exchange-traded and OTC-cleared derivatives.
- Contingent: An increase in initial margin and guaranty fund requirements by derivative clearing houses.

Customer Cash and Securities

- Contingent: Liquidity outflows associated with our prime brokerage business, including withdrawals of customer credit balances, and a reduction in customer short positions, which serve as a funding source for long positions.

Unfunded Commitments

- Contingent: Draws on our unfunded commitments. Draw assumptions reflect, among other things, the type of commitment and counterparty.

Other

- Other upcoming large cash outflows, such as tax payments.

Asset-Liability Management

Our liquidity risk management policies are designed to ensure we have a sufficient amount of financing, even when funding markets experience persistent stress. We seek to maintain a long-dated and diversified funding profile, taking into consideration the characteristics and liquidity profile of our assets.

Our approach to asset-liability management includes:

- Conservatively managing the overall characteristics of our funding book, with a focus on maintaining long-term, diversified sources of funding in excess of our current requirements. See “Balance Sheet and Funding Sources — Funding Sources” for additional details.
- Actively managing and monitoring our asset base, with particular focus on the liquidity, holding period and our ability to fund assets on a secured basis. This enables us to determine the most appropriate funding products and tenors. See “Balance Sheet and Funding Sources — Balance Sheet Management” for more detail on our balance sheet management process and “— Funding Sources — Secured Funding” for more detail on asset classes that may be harder to fund on a secured basis.
- Raising secured and unsecured financing that has a long tenor relative to the liquidity profile of our assets. This reduces the risk that our liabilities will come due in advance of our ability to generate liquidity from the sale of our assets. Because we maintain a highly liquid balance sheet, the holding period of certain of our assets may be materially shorter than their contractual maturity dates.

Our goal is to ensure that the firm maintains sufficient liquidity to fund its assets and meet its contractual and contingent obligations in normal times as well as during periods of market stress. Through our dynamic balance sheet management process (see “Balance Sheet and Funding Sources — Balance Sheet Management”), we use actual and projected asset balances to determine secured and unsecured funding requirements. Funding plans are reviewed and approved by the Firmwide Finance Committee on a quarterly basis. In addition, senior managers in our independent control and support functions regularly analyze, and the Firmwide Finance Committee reviews, our consolidated total capital position (unsecured long-term borrowings plus total shareholders' equity) so that we maintain a level of long-term funding that is sufficient to meet our long-term financing requirements. In a liquidity crisis, we would first use our GCE in order to avoid reliance on asset sales (other than our GCE). However, we recognize that orderly asset sales may be prudent or necessary in a severe or persistent liquidity crisis.

Management's Discussion and Analysis

Subsidiary Funding Policies. The majority of our unsecured funding is raised by Group Inc. which lends the necessary funds to its subsidiaries, some of which are regulated, to meet their asset financing, liquidity and capital requirements. In addition, Group Inc. provides its regulated subsidiaries with the necessary capital to meet their regulatory requirements. The benefits of this approach to subsidiary funding are enhanced control and greater flexibility to meet the funding requirements of our subsidiaries. Funding is also raised at the subsidiary level through a variety of products, including secured funding, unsecured borrowings and deposits.

Our intercompany funding policies assume that, unless legally provided for, a subsidiary's funds or securities are not freely available to its parent company or other subsidiaries. In particular, many of our subsidiaries are subject to laws that authorize regulatory bodies to block or reduce the flow of funds from those subsidiaries to Group Inc. Regulatory action of that kind could impede access to funds that Group Inc. needs to make payments on its obligations. Accordingly, we assume that the capital provided to our regulated subsidiaries is not available to Group Inc. or other subsidiaries and any other financing provided to our regulated subsidiaries is not available until the maturity of such financing.

Group Inc. has provided substantial amounts of equity and subordinated indebtedness, directly or indirectly, to its regulated subsidiaries. For example, as of March 2013, Group Inc. had \$30.03 billion of equity and subordinated indebtedness invested in GS&Co., its principal U.S. registered broker-dealer; \$29.77 billion invested in GSI, a regulated U.K. broker-dealer; \$2.63 billion invested in GSEC, a U.S. registered broker-dealer; \$3.50 billion invested in Goldman Sachs Japan Co., Ltd., a regulated Japanese broker-dealer; and \$19.06 billion invested in GS Bank USA, a regulated New York State-chartered bank. Group Inc. also provided, directly or indirectly, \$74.24 billion of unsubordinated loans and \$10.28 billion of collateral to these entities, substantially all of which was to GS&Co., GSI and GS Bank USA, as of March 2013. In addition, as of March 2013, Group Inc. had significant amounts of capital invested in and loans to its other regulated subsidiaries.

Contingency Funding Plan

The Goldman Sachs contingency funding plan sets out the plan of action we would use to fund business activity in crisis situations and periods of market stress. The contingency funding plan outlines a list of potential risk factors, key reports and metrics that are reviewed on an ongoing basis to assist in assessing the severity of, and managing through, a liquidity crisis and/or market dislocation. The contingency funding plan also describes in detail the firm's potential responses if our assessments indicate that the firm has entered a liquidity crisis, which include pre-funding for what we estimate will be our potential cash and collateral needs as well as utilizing secondary sources of liquidity. Mitigants and action items to address specific risks which may arise are also described and assigned to individuals responsible for execution.

The contingency funding plan identifies key groups of individuals to foster effective coordination, control and distribution of information, all of which are critical in the management of a crisis or period of market stress. The contingency funding plan also details the responsibilities of these groups and individuals, which include making and disseminating key decisions, coordinating all contingency activities throughout the duration of the crisis or period of market stress, implementing liquidity maintenance activities and managing internal and external communication.

Proposed Liquidity Framework

The Basel Committee on Banking Supervision's international framework for liquidity risk measurement, standards and monitoring calls for imposition of a liquidity coverage ratio, designed to ensure that banks and bank holding companies maintain an adequate level of unencumbered high-quality liquid assets based on expected cash outflows under an acute liquidity stress scenario, and a net stable funding ratio, designed to promote more medium- and long-term funding of the assets and activities of these entities over a one-year time horizon. While the principles behind the new framework are broadly consistent with our current liquidity management framework, it is possible that the implementation of these standards could impact our liquidity and funding requirements and practices. Under the Basel Committee framework, the liquidity coverage ratio would be introduced on January 1, 2015; however, there would be a phase-in period whereby firms would have a 60% minimum in 2015 which would be raised 10% per year until it reaches 100% in 2019. The net stable funding ratio is not expected to be introduced as a requirement until January 1, 2018.

THE GOLDMAN SACHS GROUP, INC. AND SUBSIDIARIES
Management's Discussion and Analysis

Credit Ratings

The table below presents the unsecured credit ratings and outlook of Group Inc.

	As of March 2013					
	Short-Term Debt	Long-Term Debt	Subordinated Debt	Trust Preferred ¹	Preferred Stock	Ratings Outlook
DBRS, Inc.	R-1 (middle)	A (high)	A	A	BBB ³	Stable
Fitch, Inc.	F1	A ²	A-	BBB-	BB+ ³	Stable
Moody's Investors Service (Moody's)	P-2	A3 ²	Baa1	Baa3	Ba2 ³	Negative ⁴
Standard & Poor's Ratings Services (S&P)	A-2	A- ²	BBB+	BB+	BB+ ³	Negative
Rating and Investment Information, Inc.	a-1	A+	A	N/A	N/A	Negative

1. Trust preferred securities issued by Goldman Sachs Capital I.

2. Includes the senior guaranteed trust securities issued by Murray Street Investment Trust I and Vesey Street Investment Trust I.

3. Includes Group Inc.'s non-cumulative preferred stock and the APEX issued by Goldman Sachs Capital II and Goldman Sachs Capital III.

4. The ratings outlook for trust preferred and preferred stock is stable.

The table below presents the unsecured credit ratings of GS Bank USA, GS&Co. and GSI.

	As of March 2013			
	Short-Term Debt	Long-Term Debt	Short-Term Bank Deposits	Long-Term Bank Deposits
Fitch, Inc.				
GS Bank USA	F1	A	F1	A+
GS&Co.	F1	A	N/A	N/A
GSI	F1	A	N/A	N/A
Moody's				
GS Bank USA	P-1	A2	P-1	A2
S&P				
GS Bank USA	A-1	A	N/A	N/A
GS&Co.	A-1	A	N/A	N/A
GSI	A-1	A	N/A	N/A

We rely on the short-term and long-term debt capital markets to fund a significant portion of our day-to-day operations and the cost and availability of debt financing is influenced by our credit ratings. Credit ratings are also important when we are competing in certain markets, such as OTC derivatives, and when we seek to engage in

longer-term transactions. See "Certain Risk Factors That May Affect Our Businesses" below and "Risk Factors" in Part I, Item 1A of our Annual Report on Form 10-K for a discussion of the risks associated with a reduction in our credit ratings.

Management's Discussion and Analysis

We believe our credit ratings are primarily based on the credit rating agencies' assessment of:

- our liquidity, market, credit and operational risk management practices;
- the level and variability of our earnings;
- our capital base;
- our franchise, reputation and management;
- our corporate governance; and
- the external operating environment, including the assumed level of government support.

Certain of the firm's derivatives have been transacted under bilateral agreements with counterparties who may require us to post collateral or terminate the transactions based on changes in our credit ratings. We assess the impact of these bilateral agreements by determining the collateral or termination payments that would occur assuming a downgrade by all rating agencies. A downgrade by any one rating agency, depending on the agency's relative ratings of the firm at the time of the downgrade, may have an impact which is comparable to the impact of a downgrade by all rating agencies. We allocate a portion of our GCE to ensure we would be able to make the additional collateral or termination payments that may be required in the event of a two-notch reduction in our long-term credit ratings, as well as collateral that has not been called by counterparties, but is available to them. The table below presents the additional collateral or termination payments that could have been called at the reporting date by counterparties in the event of a one-notch and two-notch downgrade in our credit ratings.

<i>in millions</i>	As of	
	March 2013	December 2012
Additional collateral or termination payments for a one-notch downgrade	\$1,597	\$1,534
Additional collateral or termination payments for a two-notch downgrade	2,476	2,500

Cash Flows

As a global financial institution, our cash flows are complex and bear little relation to our net earnings and net assets. Consequently, we believe that traditional cash flow analysis is less meaningful in evaluating our liquidity position than the excess liquidity and asset-liability management policies described above. Cash flow analysis may, however, be helpful in highlighting certain macro trends and strategic initiatives in our businesses.

Three Months Ended March 2013. Our cash and cash equivalents decreased by \$9.34 billion to \$63.33 billion at the end of the first quarter of 2013. We used net cash of \$5.70 billion for operating activities. We used \$3.64 billion in net cash for investing and financing activities for net repayments of unsecured and secured short-term borrowings and repurchases of common stock, partially offset by an increase in bank deposits.

Three Months Ended March 2012. Our cash and cash equivalents increased by \$1.13 billion to \$57.14 billion at the end of the first quarter of 2012. We generated \$3.78 billion in net cash from operating activities. We used net cash of \$2.65 billion in investing and financing activities, primarily from the net repayments of secured and unsecured borrowings, partially offset by a net increase in bank deposits.

Market Risk Management

Overview

Market risk is the risk of loss in the value of our inventory due to changes in market prices. We hold inventory primarily for market making for our clients and for our investing and lending activities. Our inventory therefore changes based on client demands and our investment opportunities. Our inventory is accounted for at fair value and therefore fluctuates on a daily basis, with the related gains and losses included in "Market making," and "Other principal transactions." Categories of market risk include the following:

- Interest rate risk: results from exposures to changes in the level, slope and curvature of yield curves, the volatilities of interest rates, mortgage prepayment speeds and credit spreads.
- Equity price risk: results from exposures to changes in prices and volatilities of individual equities, baskets of equities and equity indices.
- Currency rate risk: results from exposures to changes in spot prices, forward prices and volatilities of currency rates.
- Commodity price risk: results from exposures to changes in spot prices, forward prices and volatilities of commodities, such as electricity, natural gas, crude oil, petroleum products, and precious and base metals.

Market Risk Management Process

We manage our market risk by diversifying exposures, controlling position sizes and establishing economic hedges in related securities or derivatives. This includes:

- accurate and timely exposure information incorporating multiple risk metrics;
- a dynamic limit setting framework; and
- constant communication among revenue-producing units, risk managers and senior management.

Market Risk Management, which is independent of the revenue-producing units and reports to the firm's chief risk officer, has primary responsibility for assessing, monitoring and managing market risk at the firm. We monitor and control risks through strong firmwide oversight and independent control and support functions across the firm's global businesses.

Managers in revenue-producing units are accountable for managing risk within prescribed limits. These managers have in-depth knowledge of their positions, markets and the instruments available to hedge their exposures.

Managers in revenue-producing units and Market Risk Management discuss market information, positions and estimated risk and loss scenarios on an ongoing basis.

Risk Measures

Market Risk Management produces risk measures and monitors them against market risk limits set by our firm's risk committees. These measures reflect an extensive range of scenarios and the results are aggregated at trading desk, business and firmwide levels.

We use a variety of risk measures to estimate the size of potential losses for both moderate and more extreme market moves over both short-term and long-term time horizons. Our primary risk measures are VaR, which is used for shorter-term periods, and stress tests. Our risk reports detail key risks, drivers and changes for each desk and business, and are distributed daily to senior management of both our revenue-producing units and our independent control and support functions.

Value-at-Risk

VaR is the potential loss in value of inventory positions due to adverse market movements over a defined time horizon with a specified confidence level. We typically employ a one-day time horizon with a 95% confidence level. We use a single VaR model which captures risks including interest rates, equity prices, currency rates and commodity prices. As such, VaR facilitates comparison across portfolios of different risk characteristics. VaR also captures the diversification of aggregated risk at the firmwide level.

We are aware of the inherent limitations to VaR and therefore use a variety of risk measures in our market risk management process. Inherent limitations to VaR include:

- VaR does not estimate potential losses over longer time horizons where moves may be extreme.
- VaR does not take account of the relative liquidity of different risk positions.
- Previous moves in market risk factors may not produce accurate predictions of all future market moves.

Management's Discussion and Analysis

When calculating VaR, we use historical simulations with full valuation of approximately 70,000 market factors. VaR is calculated at a position level based on simultaneously shocking the relevant market risk factors for that position. We sample from 5 years of historical data to generate the scenarios for our VaR calculation. The historical data is weighted so that the relative importance of the data reduces over time. This gives greater importance to more recent observations and reflects current asset volatilities, which improves the accuracy of our estimates of potential loss. As a result, even if our inventory positions were unchanged, our VaR would increase with increasing market volatility and vice versa.

Given its reliance on historical data, VaR is most effective in estimating risk exposures in markets in which there are no sudden fundamental changes or shifts in market conditions.

Our VaR measure does not include:

- positions that are best measured and monitored using stress testing; and
- the impact of changes in counterparty and our own credit spreads on derivatives, as well as changes in our own credit spreads on unsecured borrowings for which the fair value option was elected.

Stress Testing

Stress testing is a method of determining the effect on the firm of various hypothetical stress scenarios. We use stress testing to examine risks of specific portfolios as well as the potential impact of significant risk exposures across the firm. We use a variety of stress testing techniques to calculate the potential loss from a wide range of market moves on the firm's portfolios, including sensitivity analysis, scenario analysis and firmwide stress tests. The results of our various stress tests are analyzed together for risk management purposes.

Sensitivity analysis is used to quantify the impact of a market move in a single risk factor across all positions (e.g., equity prices or credit spreads) using a variety of defined market shocks, ranging from those that could be expected over a one-day time horizon up to those that could take many months to occur. We also use sensitivity analysis to quantify the impact of the default of a single corporate entity, which captures the risk of large or concentrated exposures.

Scenario analysis is used to quantify the impact of a specified event, including how the event impacts multiple risk factors simultaneously. For example, for sovereign stress testing we calculate potential direct exposure associated with our sovereign inventory as well as the corresponding debt, equity and currency exposures associated with our non-sovereign inventory that may be impacted by the sovereign distress. When conducting scenario analysis, we typically consider a number of possible outcomes for each scenario, ranging from moderate to severely adverse market impacts. In addition, these stress tests are constructed using both historical events and forward-looking hypothetical scenarios.

Firmwide stress testing combines market, credit, operational and liquidity risks into a single combined scenario. Firmwide stress tests are primarily used to assess capital adequacy as part of the ICAAP process; however, we also ensure that firmwide stress testing is integrated into our risk governance framework. This includes selecting appropriate scenarios to use for the ICAAP process. See "Equity Capital — Internal Capital Adequacy Assessment Process" above for further information about our ICAAP process.

Unlike VaR measures, which have an implied probability because they are calculated at a specified confidence level, there is generally no implied probability that our stress test scenarios will occur. Instead, stress tests are used to model both moderate and more extreme moves in underlying market factors. When estimating potential loss, we generally assume that our positions cannot be reduced or hedged (although experience demonstrates that we are generally able to do so).

Stress test scenarios are conducted on a regular basis as part of the firm's routine risk management process and on an ad hoc basis in response to market events or concerns. Stress testing is an important part of the firm's risk management process because it allows us to quantify our exposure to tail risks, highlight potential loss concentrations, undertake risk/reward analysis, and assess and mitigate our risk positions.

Management's Discussion and Analysis

Limits

We use risk limits at various levels in the firm (including firmwide, product and business) to govern risk appetite by controlling the size of our exposures to market risk. Limits are set based on VaR and on a range of stress tests relevant to the firm's exposures. Limits are reviewed frequently and amended on a permanent or temporary basis to reflect changing market conditions, business conditions or tolerance for risk.

The Firmwide Risk Committee sets market risk limits at firmwide and product levels and our Securities Division Risk Committee sets sub-limits for market-making and investing activities at a business level. The purpose of the firmwide limits is to assist senior management in controlling the firm's overall risk profile. Sub-limits set the desired maximum amount of exposure that may be managed by any particular business on a day-to-day basis without additional levels of senior management approval, effectively leaving day-to-day trading decisions to individual desk managers and traders. Accordingly, sub-limits are a management tool designed to ensure appropriate escalation rather than to establish maximum risk tolerance. Sub-limits also distribute risk among various businesses in a manner that is consistent with their level of activity and client demand, taking into account the relative performance of each area.

Our market risk limits are monitored daily by Market Risk Management, which is responsible for identifying and escalating, on a timely basis, instances where limits have been exceeded. The business-level limits that are set by the Securities Division Risk Committee are subject to the same scrutiny and limit escalation policy as the firmwide limits.

When a risk limit has been exceeded (e.g., due to changes in market conditions, such as increased volatilities or changes in correlations), it is reported to the appropriate risk committee and a discussion takes place with the relevant desk managers, after which either the risk position is reduced or the risk limit is temporarily or permanently increased.

Model Review and Validation

Our VaR and stress testing models are subject to review and validation by our independent model validation group at least annually. This review includes:

- a critical evaluation of the model, its theoretical soundness and adequacy for intended use;
- verification of the testing strategy utilized by the model developers to ensure that the model functions as intended; and
- verification of the suitability of the calculation techniques incorporated in the model.

Our VaR and stress testing models are regularly reviewed and enhanced in order to incorporate changes in the composition of inventory positions, as well as variations in market conditions. Prior to implementing significant changes to our assumptions and/or models, we perform model validation and test runs. Significant changes to our VaR and stress testing models are reviewed with the firm's chief risk officer and chief financial officer, and approved by the Firmwide Risk Committee.

We evaluate the accuracy of our VaR model through daily backtesting (i.e., comparing daily trading net revenues to the VaR measure calculated as of the prior business day) at the firmwide level and for each of our businesses and major regulated subsidiaries.

Systems

We have made a significant investment in technology to monitor market risk including:

- an independent calculation of VaR and stress measures;
- risk measures calculated at individual position levels;
- attribution of risk measures to individual risk factors of each position;
- the ability to report many different views of the risk measures (e.g., by desk, business, product type or legal entity); and
- the ability to produce ad hoc analyses in a timely manner.

Metrics

We analyze VaR at the firmwide level and a variety of more detailed levels, including by risk category, business, and region. The tables below present, by risk category, average daily VaR and period-end VaR, as well as the high and low VaR for the period. Diversification effect in the tables below represents the difference between total VaR and the sum of the VaRs for the four risk categories. This effect arises because the four market risk categories are not perfectly correlated.

Average Daily VaR

<i>in millions</i> Risk Categories	Three Months Ended March	
	2013	2012
Interest rates	\$ 62	\$ 90
Equity prices	30	29
Currency rates	14	15
Commodity prices	21	26
Diversification effect	(51)	(65)
Total	\$ 76	\$ 95

Our average daily VaR decreased to \$76 million for the first quarter of 2013 from \$95 million for the first quarter of 2012, primarily reflecting a decrease in the interest rates category due to lower levels of volatility, partially offset by a decrease in the diversification benefit across risk categories.

Quarter-End VaR and High and Low VaR

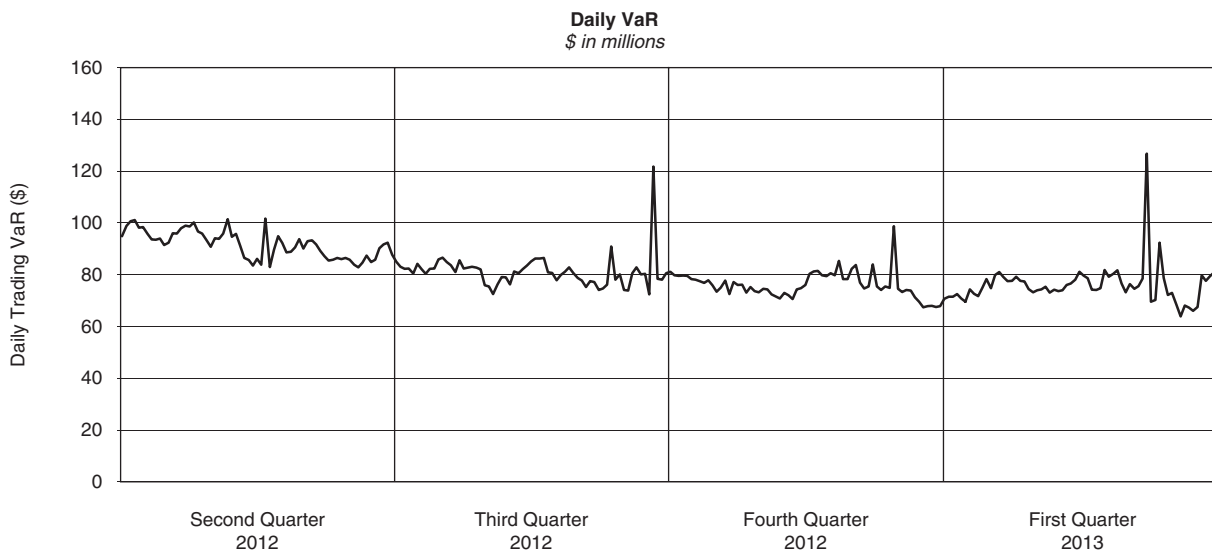
<i>in millions</i> Risk Categories	As of		Three Months Ended March 2013	
	March 2013	December 2012	High	Low
Interest rates	\$ 67	\$ 64	\$ 70	\$55
Equity prices	24	22	90 ¹	20
Currency rates	18	9	22	9
Commodity prices	17	18	25	16
Diversification effect	(43)	(42)		
Total	\$ 83	\$ 71	\$127	\$64

1. Reflects the impact of temporarily increased exposures as a result of equity underwriting transactions.

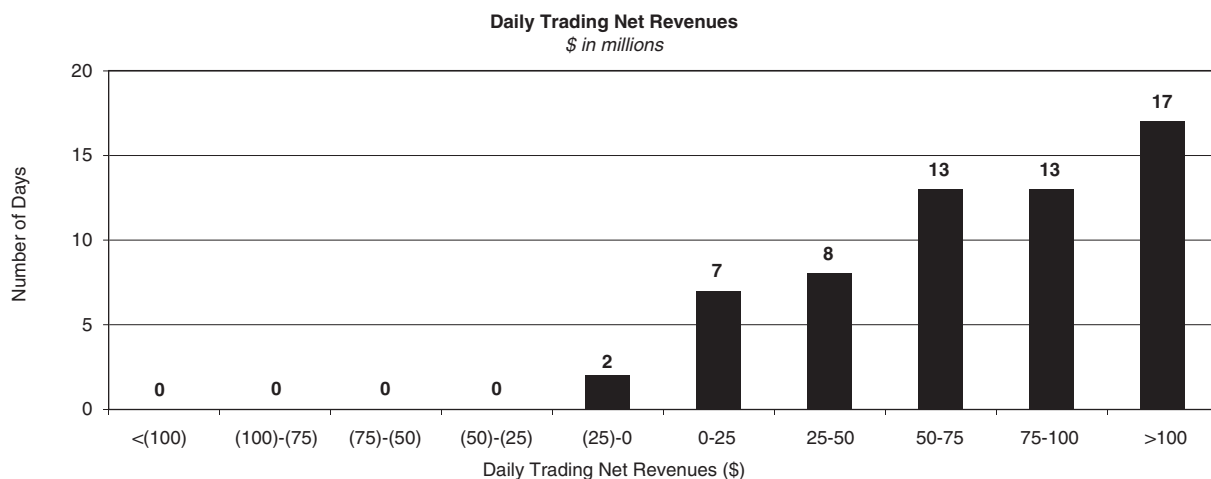
Our daily VaR increased to \$83 million as of March 2013 from \$71 million as of December 2012, primarily reflecting an increase in the currency rates category, principally due to increased exposures.

During the first quarter of 2013, the firmwide VaR risk limit was not exceeded, raised or reduced.

The chart below reflects the VaR over the last four quarters.



The chart below presents the frequency distribution of our daily trading net revenues for substantially all inventory positions included in VaR for the quarter ended March 2013.



Daily trading net revenues are compared with VaR calculated as of the end of the prior business day. Trading losses incurred on a single day did not exceed our 95% one-day VaR during the first quarter of 2013 (i.e., a VaR exception).

During periods in which the firm has significantly more positive net revenue days than net revenue loss days, we expect to have fewer VaR exceptions because, under

normal conditions, our business model generally produces positive net revenues. In periods in which our franchise revenues are adversely affected, we generally have more loss days, resulting in more VaR exceptions. In addition, VaR backtesting is performed against total daily market-making revenues, including bid/offer net revenues, which are more likely than not to be positive by their nature.

Management's Discussion and Analysis**Sensitivity Measures**

Certain portfolios and individual positions are not included in VaR because VaR is not the most appropriate risk measure. The market risk of these positions is determined by estimating the potential reduction in net revenues of a 10% decline in the underlying asset value.

The table below presents market risk for positions that are not included in VaR. These measures do not reflect diversification benefits across asset categories and therefore have not been aggregated.

Asset Categories	10% Sensitivity	
	Amount as of	
<i>in millions</i>	March 2013	December 2012
ICBC	\$ 111	\$ 208
Equity (excluding ICBC) ¹	2,235	2,263
Debt ²	1,568	1,676

1. Relates to private and restricted public equity securities, including interests in firm-sponsored funds that invest in corporate equities and real estate and interests in firm-sponsored hedge funds.

2. Primarily relates to interests in our firm-sponsored funds that invest in corporate mezzanine and senior debt instruments. Also includes loans backed by commercial and residential real estate, corporate bank loans and other corporate debt, including acquired portfolios of distressed loans.

The decrease in our 10% sensitivity measure for ICBC as of March 2013 from December 2012 was due to the sale of approximately 45% of the ordinary shares in January 2013.

VaR excludes the impact of changes in counterparty and our own credit spreads on derivatives as well as changes in our own credit spreads on unsecured borrowings for which the fair value option was elected. The estimated sensitivity to a one basis point increase in credit spreads (counterparty and our own) on derivatives was a \$3 million gain (including hedges) as of March 2013. In addition, the estimated sensitivity to a one basis point increase in our own credit spreads on unsecured borrowings for which the fair value option was elected was an \$8 million gain (including hedges) as of March 2013. However, the actual net impact of a change in our own credit spreads is also affected by the liquidity, duration and convexity (as the sensitivity is not linear to changes in yields) of those unsecured borrowings for which the fair value option was elected, as well as the relative performance of any hedges undertaken.

The firm engages in insurance activities where we reinsure and purchase portfolios of insurance risk and pension liabilities. The risks associated with these activities include, but are not limited to: equity price, interest rate, reinvestment and mortality risk. The firm mitigates risks

associated with insurance activities through the use of reinsurance and hedging. Certain of the assets associated with the firm's insurance activities are included in VaR. In addition to the positions included in VaR, we held \$8.90 billion of securities accounted for as available-for-sale as of March 2013, which support the firm's reinsurance business. As of March 2013, our available-for-sale securities primarily consisted of \$3.38 billion of corporate debt securities with an average yield of 4%, the majority of which will mature after five years, \$3.50 billion of mortgage and other asset-backed loans and securities with an average yield of 7%, the majority of which will mature after ten years, \$682 million of state and municipal obligations with an average yield of 6%, the majority of which will mature after ten years, and \$637 million of U.S. government and federal agency obligations with an average yield of 3%, the majority of which will mature after ten years. As of December 2012, we held \$9.07 billion of securities accounted for as available-for-sale, primarily consisting of \$3.63 billion of corporate debt securities with an average yield of 4%, the majority of which will mature after five years, \$3.38 billion of mortgage and other asset-backed loans and securities with an average yield of 6%, the majority of which will mature after ten years, and \$856 million of U.S. government and federal agency obligations with an average yield of 3%, the majority of which will mature after five years. As of March 2013 and December 2012, such assets were classified as held for sale and were included in "Other assets." See Note 12 to the condensed consolidated financial statements in Part I, Item 1 of this Form 10-Q for further information about assets held for sale.

In addition, as of March 2013 and December 2012, we had commitments and held loans for which we have obtained credit loss protection from Sumitomo Mitsui Financial Group, Inc. See Note 18 to the condensed consolidated financial statements in Part I, Item 1 of this Form 10-Q for further information about such lending commitments. As of March 2013, the firm also had \$7.88 billion of loans held for investment which were accounted for at amortized cost and included in "Receivables from customers and counterparties," substantially all of which had floating interest rates. The estimated sensitivity to a 100 basis point increase in interest rates on such loans was \$74 million of additional interest income over a 12-month period, which does not take into account the potential impact of an increase in costs to fund such loans. See Note 8 to the condensed consolidated financial statements in Part I, Item 1 of this Form 10-Q for further information about loans held for investment.

Management's Discussion and Analysis

Additionally, we make investments accounted for under the equity method and we also make direct investments in real estate, both of which are included in "Other assets" in the condensed consolidated statements of financial condition. Direct investments in real estate are accounted for at cost less accumulated depreciation. See Note 12 to the condensed consolidated financial statements in Part I, Item 1 of this Form 10-Q for information on "Other assets."

Credit Risk Management

Overview

Credit risk represents the potential for loss due to the default or deterioration in credit quality of a counterparty (e.g., an OTC derivatives counterparty or a borrower) or an issuer of securities or other instruments we hold. Our exposure to credit risk comes mostly from client transactions in OTC derivatives and loans and lending commitments. Credit risk also comes from cash placed with banks, securities financing transactions (i.e., resale and repurchase agreements and securities borrowing and lending activities) and receivables from brokers, dealers, clearing organizations, customers and counterparties.

Credit Risk Management, which is independent of the revenue-producing units and reports to the firm's chief risk officer, has primary responsibility for assessing, monitoring and managing credit risk at the firm. The Credit Policy Committee and the Firmwide Risk Committee establish and review credit policies and parameters. In addition, we hold other positions that give rise to credit risk (e.g., bonds held in our inventory and secondary bank loans). These credit risks are captured as a component of market risk measures, which are monitored and managed by Market Risk Management, consistent with other inventory positions.

Policies authorized by the Firmwide Risk Committee and the Credit Policy Committee prescribe the level of formal approval required for the firm to assume credit exposure to a counterparty across all product areas, taking into account any applicable netting provisions, collateral or other credit risk mitigants.

Credit Risk Management Process

Effective management of credit risk requires accurate and timely information, a high level of communication and knowledge of customers, countries, industries and products. Our process for managing credit risk includes:

- approving transactions and setting and communicating credit exposure limits;
- monitoring compliance with established credit exposure limits;
- assessing the likelihood that a counterparty will default on its payment obligations;
- measuring the firm's current and potential credit exposure and losses resulting from counterparty default;
- reporting of credit exposures to senior management, the Board and regulators;
- use of credit risk mitigants, including collateral and hedging; and
- communication and collaboration with other independent control and support functions such as operations, legal and compliance.

As part of the risk assessment process, Credit Risk Management performs credit reviews which include initial and ongoing analyses of our counterparties. A credit review is an independent judgment about the capacity and willingness of a counterparty to meet its financial obligations. For substantially all of our credit exposures, the core of our process is an annual counterparty review. A counterparty review is a written analysis of a counterparty's business profile and financial strength resulting in an internal credit rating which represents the probability of default on financial obligations to the firm. The determination of internal credit ratings incorporates assumptions with respect to the counterparty's future business performance, the nature and outlook for the counterparty's industry, and the economic environment. Senior personnel within Credit Risk Management, with expertise in specific industries, inspect and approve credit reviews and internal credit ratings.

Our global credit risk management systems capture credit exposure to individual counterparties and on an aggregate basis to counterparties and their subsidiaries (economic groups). These systems also provide management with comprehensive information on our aggregate credit risk by product, internal credit rating, industry, country and region.

Management's Discussion and Analysis

Risk Measures and Limits

We measure our credit risk based on the potential loss in an event of non-payment by a counterparty. For derivatives and securities financing transactions, the primary measure is potential exposure, which is our estimate of the future exposure that could arise over the life of a transaction based on market movements within a specified confidence level. Potential exposure takes into account netting and collateral arrangements. For loans and lending commitments, the primary measure is a function of the notional amount of the position. We also monitor credit risk in terms of current exposure, which is the amount presently owed to the firm after taking into account applicable netting and collateral.

We use credit limits at various levels (counterparty, economic group, industry, country) to control the size of our credit exposures. Limits for counterparties and economic groups are reviewed regularly and revised to reflect changing appetites for a given counterparty or group of counterparties. Limits for industries and countries are based on the firm's risk tolerance and are designed to allow for regular monitoring, review, escalation and management of credit risk concentrations.

Stress Tests/Scenario Analysis

We use regular stress tests to calculate the credit exposures, including potential concentrations that would result from applying shocks to counterparty credit ratings or credit risk factors (e.g., currency rates, interest rates, equity prices). These shocks include a wide range of moderate and more extreme market movements. Some of our stress tests include shocks to multiple risk factors, consistent with the occurrence of a severe market or economic event. In the case of sovereign default, we estimate the direct impact of the default on our sovereign credit exposures, changes to our credit exposures arising from potential market moves in response to the default, and the impact of credit market deterioration on corporate borrowers and counterparties that may result from the sovereign default. Unlike potential exposure, which is calculated within a specified confidence level, with a stress test there is generally no assumed probability of these events occurring.

We run stress tests on a regular basis as part of our routine risk management processes and conduct tailored stress tests on an ad hoc basis in response to market developments. Stress tests are regularly conducted jointly with the firm's market and liquidity risk functions.

Risk Mitigants

To reduce our credit exposures on derivatives and securities financing transactions, we may enter into netting agreements with counterparties that permit us to offset receivables and payables with such counterparties. We may also reduce credit risk with counterparties by entering into agreements that enable us to obtain collateral from them on an upfront or contingent basis and/or to terminate transactions if the counterparty's credit rating falls below a specified level.

For loans and lending commitments, depending on the credit quality of the borrower and other characteristics of the transaction, we employ a variety of potential risk mitigants. Risk mitigants include: collateral provisions, guarantees, covenants, structural seniority of the bank loan claims and, for certain lending commitments, provisions in the legal documentation that allow the firm to adjust loan amounts, pricing, structure and other terms as market conditions change. The type and structure of risk mitigants employed can significantly influence the degree of credit risk involved in a loan.

When we do not have sufficient visibility into a counterparty's financial strength or when we believe a counterparty requires support from its parent company, we may obtain third-party guarantees of the counterparty's obligations. We may also mitigate our credit risk using credit derivatives or participation agreements.

Credit Exposures

The firm's credit exposures are described further below.

Cash and Cash Equivalents. Cash and cash equivalents include both interest-bearing and non-interest-bearing deposits. To mitigate the risk of credit loss, we place substantially all of our deposits with highly rated banks and central banks.

OTC Derivatives. Derivatives are accounted for at fair value, net of cash collateral received or posted under enforceable credit support agreements. Derivatives are reported on a net-by-counterparty basis (i.e., the net payable or receivable for derivative assets and liabilities for a given counterparty) when a legal right of setoff exists under an enforceable netting agreement.

As credit risk is an essential component of fair value, the firm includes a credit valuation adjustment (CVA) in the fair value of derivatives to reflect counterparty credit risk, as described in Note 7 to the condensed consolidated financial statements in Part I, Item 1 of this Form 10-Q. CVA is a function of the present value of expected exposure, the probability of counterparty default and the assumed recovery upon default.

The tables below present the distribution of our exposure to OTC derivatives by tenor, based on expected duration for mortgage-related credit derivatives and generally on remaining contractual maturity for other derivatives, both before and after the effect of collateral and netting agreements. Receivable and payable balances for the same counterparty across tenor categories are netted under enforceable netting agreements, and cash collateral received is netted under enforceable credit support agreements. Receivable and payable balances with the same counterparty in the same tenor category are netted within such tenor category. Net credit exposure in the tables below represents OTC derivative assets included in "Financial instruments owned, at fair value" less the fair value of securities collateral and cash collateral received under credit support agreements, which management considers when determining credit risk, but such collateral is not eligible for netting under U.S. GAAP. The categories shown reflect our internally determined public rating agency equivalents.

As of March 2013

<i>in millions</i>							
Credit Rating Equivalent	0 - 12 Months	1 - 5 Years	5 Years or Greater	Total	Netting	OTC Derivative Assets	Net Credit Exposure
AAA/Aaa	\$ 650	\$ 1,655	\$ 2,798	\$ 5,103	\$ (1,505)	\$ 3,598	\$ 3,243
AA/Aa2	4,990	6,706	21,383	33,079	(16,128)	16,951	10,039
A/A2	12,439	25,669	37,078	75,186	(52,356)	22,830	13,592
BBB/Baa2	7,316	11,174	24,935	43,425	(31,695)	11,730	4,061
BB/Ba2 or lower	2,941	5,183	4,214	12,338	(5,782)	6,556	4,830
Unrated	676	953	321	1,950	(30)	1,920	1,509
Total	\$29,012	\$51,340	\$ 90,729	\$171,081	\$(107,496)	\$63,585	\$37,274

As of December 2012

<i>in millions</i>							
Credit Rating Equivalent	0 - 12 Months	1 - 5 Years	5 Years or Greater	Total	Netting	OTC Derivative Assets	Net Credit Exposure
AAA/Aaa	\$ 494	\$ 1,934	\$ 2,778	\$ 5,206	\$ (1,476)	\$ 3,730	\$ 3,443
AA/Aa2	4,631	7,483	20,357	32,471	(16,026)	16,445	10,467
A/A2	13,422	26,550	42,797	82,769	(57,868)	24,901	16,326
BBB/Baa2	7,032	12,173	27,676	46,881	(32,962)	13,919	4,577
BB/Ba2 or lower	2,489	5,762	7,676	15,927	(9,116)	6,811	4,544
Unrated	326	927	358	1,611	(13)	1,598	1,259
Total	\$28,394	\$54,829	\$101,642	\$184,865	\$(117,461)	\$67,404	\$40,616

Management's Discussion and Analysis

Lending Activities. We manage the firm's traditional credit origination activities, including funded loans and lending commitments (both fair value and held for investment loans and lending commitments), using the credit risk process, measures and limits described above. Other lending positions, including secondary trading positions, are risk-managed as a component of market risk.

Other Credit Exposures. The firm is exposed to credit risk from its receivables from brokers, dealers and clearing organizations and customers and counterparties. Receivables from brokers, dealers and clearing organizations are primarily comprised of initial margin placed with clearing organizations and receivables related to sales of securities which have traded, but not yet settled. These receivables have minimal credit risk due to the low probability of clearing organization default and the short-term nature of receivables related to securities settlements. Receivables from customers and counterparties are generally comprised of collateralized receivables related to customer securities transactions and have minimal credit risk due to both the value of the collateral received and the short-term nature of these receivables.

Credit Exposures

As of March 2013, our credit exposures decreased as compared with December 2012, reflecting a decrease in cash and OTC derivative exposures, partially offset by an increase in loans and lending commitments. The percentage of our credit exposure arising from non-investment-grade counterparties (based on our internally determined public rating agency equivalents) increased from December 2012 reflecting an increase in loans and lending commitments. During the three months ended March 2013, counterparty defaults and the estimated losses associated with these counterparty defaults were lower as compared with the same prior year period.

The tables below present the firm's credit exposures related to cash, OTC derivatives, and loans and lending commitments associated with traditional credit origination activities broken down by industry, region and internal credit rating.

THE GOLDMAN SACHS GROUP, INC. AND SUBSIDIARIES
Management's Discussion and Analysis

Credit Exposure by Industry

<i>in millions</i>	Cash		OTC Derivatives		Loans and Lending Commitments ¹	
	As of		As of		As of	
	March 2013	December 2012	March 2013	December 2012	March 2013	December 2012
Asset Managers & Funds	\$ —	\$ —	\$ 9,836	\$10,552	\$ 2,111	\$ 1,673
Banks, Brokers & Other Financial Institutions	10,398	10,507	17,397	21,310	8,474	6,192
Consumer Products, Non-Durables & Retail	—	—	2,156	1,516	14,139	13,304
Government & Central Banks	52,935	62,162	15,178	14,729	1,695	1,782
Healthcare & Education	—	—	3,952	3,764	8,220	7,717
Insurance	—	—	3,628	4,214	3,224	3,199
Natural Resources & Utilities	—	—	4,830	4,383	16,972	16,360
Real Estate	—	—	330	381	4,332	3,796
Technology, Media, Telecommunications & Services	—	—	1,744	2,016	16,403	17,674
Transportation	—	—	904	1,207	6,415	6,557
Other	—	—	3,630	3,332	5,373	4,650
Total ²	\$63,333	\$72,669	\$63,585	\$67,404	\$87,358	\$82,904

Credit Exposure by Region

<i>in millions</i>	Cash		OTC Derivatives		Loans and Lending Commitments ¹	
	As of		As of		As of	
	March 2013	December 2012	March 2013	December 2012	March 2013	December 2012
Americas	\$55,124	\$65,193	\$28,793	\$32,968	\$60,433	\$59,792
EMEA ³	2,486	1,683	27,858	26,739	24,485	21,104
Asia	5,723	5,793	6,934	7,697	2,440	2,008
Total ²	\$63,333	\$72,669	\$63,585	\$67,404	\$87,358	\$82,904

Credit Exposure by Credit Quality

<i>in millions</i>	Cash		OTC Derivatives		Loans and Lending Commitments ¹	
	As of		As of		As of	
	March 2013	December 2012	March 2013	December 2012	March 2013	December 2012
Credit Rating Equivalent						
AAA/Aaa	\$50,679	\$59,825	\$ 3,598	\$ 3,730	\$ 2,164	\$ 2,179
AA/Aa2	5,580	6,356	16,951	16,445	6,996	7,220
A/A2	5,850	5,068	22,830	24,901	21,887	21,901
BBB/Baa2	228	326	11,730	13,919	27,903	26,313
BB/Ba2 or lower	996	1,094	6,556	6,811	28,243	25,291
Unrated	—	—	1,920	1,598	165	—
Total ²	\$63,333	\$72,669	\$63,585	\$67,404	\$87,358	\$82,904

1. Includes approximately \$17 billion and \$12 billion of loans as of March 2013 and December 2012, respectively, and approximately \$70 billion and \$71 billion of lending commitments as of March 2013 and December 2012, respectively. Excludes certain bank loans and bridge loans and certain lending commitments that are risk managed as part of market risk using VaR and sensitivity measures.

2. The firm bears credit risk related to resale agreements and securities borrowed only to the extent that cash advanced or the value of securities pledged or delivered to the counterparty exceeds the value of the collateral received. The firm also has credit exposure on repurchase agreements and securities loaned to the extent that the value of securities pledged or delivered to the counterparty for these transactions exceeds the amount of cash or collateral received. We had approximately \$40 billion and \$37 billion as of March 2013 and December 2012, respectively, in credit exposure related to securities financing transactions reflecting both netting agreements and collateral that management considers when determining credit risk.

3. EMEA (Europe, Middle East and Africa).

Management's Discussion and Analysis

Selected Country Exposures

There have been continuing concerns about European sovereign debt risk and its impact on the European banking system and a number of European member states have been experiencing significant credit deterioration. The most pronounced market concerns relate to Greece, Ireland, Italy, Portugal and Spain. The tables below present our credit exposure (both gross and net of hedges) to all sovereigns, financial institutions and corporate counterparties or borrowers in these countries. Credit exposure represents the potential for loss due to the default or deterioration in credit quality of a counterparty or borrower. In addition, the tables include the market

exposure of our long and short inventory for which the issuer or underlier is located in these countries. Market exposure represents the potential for loss in value of our inventory due to changes in market prices. There is no overlap between the credit and market exposures in the tables below.

The country of risk is determined by the location of the counterparty, issuer or underlier's assets, where they generate revenue, the country in which they are headquartered, and/or the government whose policies affect their ability to repay their obligations.

As of March 2013

in millions	Credit Exposure						Market Exposure					
	Loans	OTC Derivatives	Other	Gross Funded	Hedges	Total Net Funded Credit Exposure	Unfunded Credit Exposure	Total Credit Exposure	Debt	Equities and Other	Credit Derivatives	Total Market Exposure
Greece												
Sovereign	\$ —	\$ 92	\$ —	\$ 92	\$ —	\$ 92	\$ —	\$ 92	\$ 36	\$ —	\$ —	\$ 36
Non-Sovereign	—	18	6	24	—	24	—	24	60	32	(28)	64
Total Greece	—	110	6	116	—	116	—	116	96	32	(28)	100
Ireland												
Sovereign	—	1	—	1	—	1	—	1	(11)	—	(240)	(251)
Non-Sovereign	454	281	83	818	(13)	805	28	833	210	60	149	419
Total Ireland	454	282	83	819	(13)	806	28	834	199	60	(91)	168
Italy												
Sovereign	—	1,809	64	1,873	(1,717)	156	—	156	(566)	—	(418)	(984)
Non-Sovereign	100	611	114	825	(29)	796	439	1,235	167	1	(1,492)	(1,324)
Total Italy	100	2,420	178	2,698	(1,746)	952	439	1,391	(399)	1	(1,910)	(2,308)
Portugal												
Sovereign	—	128	53	181	—	181	—	181	257	—	(188)	69
Non-Sovereign	—	22	2	24	—	24	—	24	167	(8)	(322)	(163)
Total Portugal	—	150	55	205	—	205	—	205	424	(8)	(510)	(94)
Spain												
Sovereign	—	54	—	54	—	54	—	54	(23)	—	6	(17)
Non-Sovereign	1,173	182	80	1,435	(65)	1,370	735	2,105	1,465	61	(278)	1,248
Total Spain	1,173	236	80	1,489	(65)	1,424	735	2,159	1,442	61	(272)	1,231
Total	\$1,727¹	\$3,198²	\$402	\$5,327	\$(1,824)³	\$3,503	\$1,202	\$4,705	\$1,762	\$146	\$(2,811)³	\$ (903)

1. Principally consists of collateralized loans.

2. Includes the benefit of \$6.6 billion of cash and U.S. Treasury securities collateral and excludes non-U.S. government and agency obligations and corporate securities collateral of \$393 million.

3. Includes written and purchased credit derivative notional reduced by the fair values of such credit derivatives.

In addition, during the first quarter of 2013, Cyprus experienced significant credit deterioration and there are market concerns about its sovereign debt risk. Our total

credit and market exposure to Cyprus was not material as of March 2013.

THE GOLDMAN SACHS GROUP, INC. AND SUBSIDIARIES
Management's Discussion and Analysis

As of December 2012

in millions	Credit Exposure									Market Exposure			
	Loans	OTC Derivatives	Other	Gross Funded	Hedges	Total Net Funded Credit Exposure	Unfunded Credit Exposure	Total Credit Exposure	Debt	Equities and Other	Credit Derivatives	Total Market Exposure	
Greece													
Sovereign	\$ —	\$ —	\$ —	\$ —	\$ —	\$ —	\$ —	\$ —	\$ —	\$ 30	\$ —	\$ —	\$ 30
Non-Sovereign	—	5	1	6	—	6	—	6	—	65	15	(5)	75
Total Greece	—	5	1	6	—	6	—	6	—	95	15	(5)	105
Ireland													
Sovereign	—	1	103	104	—	104	—	104	—	8	—	(150)	(142)
Non-Sovereign	—	126	36	162	—	162	—	162	—	801	74	155	1,030
Total Ireland	—	127	139	266	—	266	—	266	—	809	74	5	888
Italy													
Sovereign	—	1,756	1	1,757	(1,714)	43	—	43	—	(415)	—	(603)	(1,018)
Non-Sovereign	43	560	129	732	(33)	699	587	1,286	—	434	65	(996)	(497)
Total Italy	43	2,316	130	2,489	(1,747)	742	587	1,329	—	19	65	(1,599)	(1,515)
Portugal													
Sovereign	—	141	61	202	—	202	—	202	—	155	—	(226)	(71)
Non-Sovereign	—	44	2	46	—	46	—	46	—	168	(6)	(133)	29
Total Portugal	—	185	63	248	—	248	—	248	—	323	(6)	(359)	(42)
Spain													
Sovereign	—	75	—	75	—	75	—	75	—	986	—	(268)	718
Non-Sovereign	1,048	259	23	1,330	(95)	1,235	733	1,968	—	1,268	83	(186)	1,165
Total Spain	1,048	334	23	1,405	(95)	1,310	733	2,043	—	2,254	83	(454)	1,883
Total	\$1,091¹	\$2,967²	\$356	\$4,414	\$(1,842)³	\$2,572	\$1,320	\$3,892	\$3,500	\$231	\$(2,412)³	\$1,319	

1. Principally consists of collateralized loans.

2. Includes the benefit of \$6.6 billion of cash and U.S. Treasury securities collateral and excludes non-U.S. government and agency obligations and corporate securities collateral of \$357 million.

3. Includes written and purchased credit derivative notional reduced by the fair values of such credit derivatives.

We economically hedge our exposure to written credit derivatives by entering into offsetting purchased credit derivatives with identical underlyings. Where possible, we endeavor to match the tenor and credit default terms of such hedges to that of our written credit derivatives. Substantially all purchased credit derivatives included above are bought from investment-grade counterparties domiciled outside of these countries and are collateralized with cash or U.S. Treasury securities. The gross purchased and written credit derivative notional across the above countries for single-name and index credit default swaps (included in 'Hedges' and 'Credit Derivatives' in the tables above) were \$178.1 billion and \$167.6 billion, respectively, as of March 2013, and \$179.4 billion and \$168.6 billion, respectively, as of December 2012. Including netting under legally enforceable netting agreements, within each and across all of the countries above, the purchased and written credit derivative notional for single-name and index credit default swaps were \$25.8 billion and \$15.1 billion,

respectively, as of March 2013, and \$26.0 billion and \$15.3 billion, respectively, as of December 2012. These notional are not representative of our exposure because they exclude available netting under legally enforceable netting agreements on other derivatives outside of these countries and collateral received or posted under credit support agreements.

In credit exposure above, 'Other' principally consists of deposits, secured lending transactions and other secured receivables, net of applicable collateral. As of March 2013 and December 2012, \$8.3 billion and \$4.8 billion, respectively, of secured lending transactions and other secured receivables were fully collateralized.

For information about the nature of or payout under trigger events related to written and purchased credit protection contracts see Note 7 to the condensed consolidated financial statements in Part I, Item 1 of this Form 10-Q.

Management's Discussion and Analysis

We conduct stress tests intended to estimate the direct and indirect impact that might result from a variety of possible events involving the above countries, including sovereign defaults and the exit of one or more countries from the Euro area. In the stress tests, described in “Market Risk Management — Stress Testing” and “Credit Risk Management — Stress Tests/Scenario Analysis,” we estimate the direct impact of the event on our credit and market exposures resulting from shocks to risk factors including, but not limited to, currency rates, interest rates, and equity prices. The parameters of these shocks vary based on the scenario reflected in each stress test. We also estimate the indirect impact on our exposures arising from potential market moves in response to the event, such as the impact of credit market deterioration on corporate borrowers and counterparties along with the shocks to the risk factors described above. We review estimated losses produced by the stress tests in order to understand their magnitude, highlight potential loss concentrations, and assess and mitigate our exposures where necessary.

Euro area exit scenarios include analysis of the impacts on exposure that might result from the redenomination of assets in the exiting country or countries. Constructing stress tests for these scenarios requires many assumptions about how exposures might be directly impacted and how resulting secondary market moves would indirectly impact such exposures. Given the multiple parameters involved in such scenarios, losses from such events are inherently difficult to quantify and may materially differ from our estimates. In order to prepare for any market disruption that might result from a Euro area exit, we test our operational and risk management readiness and capability to respond to a redenomination event.

See “Liquidity Risk Management — Modeled Liquidity Outflow,” “Market Risk Management — Stress Testing” and “Credit Risk Management — Stress Tests/Scenario Analysis” for further discussion.

Credit events which occurred subsequent to March 2013 related to these countries did not have a material effect on our financial condition, results of operations, liquidity or capital resources.

Operational Risk Management**Overview**

Operational risk is the risk of loss resulting from inadequate or failed internal processes, people and systems or from external events. Our exposure to operational risk arises from routine processing errors as well as extraordinary incidents, such as major systems failures. Potential types of loss events related to internal and external operational risk include:

- clients, products and business practices;
- execution, delivery and process management;
- business disruption and system failures;
- employment practices and workplace safety;
- damage to physical assets;
- internal fraud; and
- external fraud.

The firm maintains a comprehensive control framework designed to provide a well-controlled environment to minimize operational risks. The Firmwide Operational Risk Committee, along with the support of regional or entity-specific working groups or committees, provides oversight of the ongoing development and implementation of our operational risk policies and framework. Our Operational Risk Management department (Operational Risk Management) is a risk management function independent of our revenue-producing units, reports to the firm's chief risk officer, and is responsible for developing and implementing policies, methodologies and a formalized framework for operational risk management with the goal of minimizing our exposure to operational risk.

Management's Discussion and Analysis

Operational Risk Management Process

Managing operational risk requires timely and accurate information as well as a strong control culture. We seek to manage our operational risk through:

- the training, supervision and development of our people;
- the active participation of senior management in identifying and mitigating key operational risks across the firm;
- independent control and support functions that monitor operational risk on a daily basis and have instituted extensive policies and procedures and implemented controls designed to prevent the occurrence of operational risk events;
- proactive communication between our revenue-producing units and our independent control and support functions; and
- a network of systems throughout the firm to facilitate the collection of data used to analyze and assess our operational risk exposure.

We combine top-down and bottom-up approaches to manage and measure operational risk. From a top-down perspective, the firm's senior management assesses firmwide and business level operational risk profiles. From a bottom-up perspective, revenue-producing units and independent control and support functions are responsible for risk management on a day-to-day basis, including identifying, mitigating, and escalating operational risks to senior management.

Our operational risk framework is in part designed to comply with the operational risk measurement rules under Basel 2 and has evolved based on the changing needs of our businesses and regulatory guidance. Our framework comprises the following practices:

- Risk identification and reporting;
- Risk measurement; and
- Risk monitoring.

Internal Audit performs an independent review of our operational risk framework, including our key controls, processes and applications, on an annual basis to assess the effectiveness of our framework.

Risk Identification and Reporting

The core of our operational risk management framework is risk identification and reporting. We have a comprehensive data collection process, including firmwide policies and procedures, for operational risk events.

We have established policies that require managers in our revenue-producing units and our independent control and support functions to escalate operational risk events. When operational risk events are identified, our policies require that the events be documented and analyzed to determine whether changes are required in the firm's systems and/or processes to further mitigate the risk of future events.

In addition, our firmwide systems capture internal operational risk event data, key metrics such as transaction volumes, and statistical information such as performance trends. We use an internally-developed operational risk management application to aggregate and organize this information. Managers from both revenue-producing units and independent control and support functions analyze the information to evaluate operational risk exposures and identify businesses, activities or products with heightened levels of operational risk. We also provide periodic operational risk reports to senior management, risk committees and the Board.

Management's Discussion and Analysis

Risk Measurement

We measure the firm's operational risk exposure over a twelve-month time horizon using both statistical modeling and scenario analyses, which involve qualitative assessments of the potential frequency and extent of potential operational risk losses, for each of the firm's businesses. Operational risk measurement incorporates qualitative and quantitative assessments of factors including:

- internal and external operational risk event data;
- assessments of the firm's internal controls;
- evaluations of the complexity of the firm's business activities;
- the degree of and potential for automation in the firm's processes;
- new product information;
- the legal and regulatory environment;
- changes in the markets for the firm's products and services, including the diversity and sophistication of the firm's customers and counterparties; and
- the liquidity of the capital markets and the reliability of the infrastructure that supports the capital markets.

The results from these scenario analyses are used to monitor changes in operational risk and to determine business lines that may have heightened exposure to operational risk. These analyses ultimately are used in the determination of the appropriate level of operational risk capital to hold.

Risk Monitoring

We evaluate changes in the operational risk profile of the firm and its businesses, including changes in business mix or jurisdictions in which the firm operates, by monitoring the factors noted above at a firmwide level. The firm has both detective and preventive internal controls, which are designed to reduce the frequency and severity of operational risk losses and the probability of operational risk events. We monitor the results of assessments and independent internal audits of these internal controls.

Recent Accounting Developments

See Note 3 to the condensed consolidated financial statements in Part I, Item 1 of this Form 10-Q for information about Recent Accounting Developments.

Management's Discussion and Analysis**Certain Risk Factors That May Affect Our Businesses**

We face a variety of risks that are substantial and inherent in our businesses, including market, liquidity, credit, operational, legal, regulatory and reputational risks. For a discussion of how management seeks to manage some of these risks, see "Overview and Structure of Risk Management." A summary of the more important factors that could affect our businesses follows. For a further discussion of these and other important factors that could affect our businesses, financial condition, results of operations, cash flows and liquidity, see "Risk Factors" in Part I, Item 1A of our Annual Report on Form 10-K.

- Our businesses have been and may continue to be adversely affected by conditions in the global financial markets and economic conditions generally.
- Our businesses have been and may be adversely affected by declining asset values. This is particularly true for those businesses in which we have net "long" positions, receive fees based on the value of assets managed, or receive or post collateral.
- Our businesses have been and may be adversely affected by disruptions in the credit markets, including reduced access to credit and higher costs of obtaining credit.
- Our market-making activities have been and may be affected by changes in the levels of market volatility.
- Our investment banking, client execution and investment management businesses have been adversely affected and may continue to be adversely affected by market uncertainty or lack of confidence among investors and CEOs due to general declines in economic activity and other unfavorable economic, geopolitical or market conditions.
- Our investment management business may be affected by the poor investment performance of our investment products.
- We may incur losses as a result of ineffective risk management processes and strategies.
- Our liquidity, profitability and businesses may be adversely affected by an inability to access the debt capital markets or to sell assets or by a reduction in our credit ratings or by an increase in our credit spreads.
- Conflicts of interest are increasing and a failure to appropriately identify and address conflicts of interest could adversely affect our businesses.
- Group Inc. is a holding company and is dependent for liquidity on payments from its subsidiaries, many of which are subject to restrictions.
- Our businesses, profitability and liquidity may be adversely affected by deterioration in the credit quality of, or defaults by, third parties who owe us money, securities or other assets or whose securities or obligations we hold.
- Concentration of risk increases the potential for significant losses in our market-making, underwriting, investing and lending activities.
- The financial services industry is highly competitive.
- We face enhanced risks as new business initiatives lead us to transact with a broader array of clients and counterparties and expose us to new asset classes and new markets.
- Derivative transactions and delayed settlements may expose us to unexpected risk and potential losses.
- Our businesses may be adversely affected if we are unable to hire and retain qualified employees.
- Our businesses and those of our clients are subject to extensive and pervasive regulation around the world.
- We may be adversely affected by increased governmental and regulatory scrutiny or negative publicity.
- A failure in our operational systems or infrastructure, or those of third parties, could impair our liquidity, disrupt our businesses, result in the disclosure of confidential information, damage our reputation and cause losses.
- Substantial legal liability or significant regulatory action against us could have material adverse financial effects or cause us significant reputational harm, which in turn could seriously harm our business prospects.
- The growth of electronic trading and the introduction of new trading technology may adversely affect our business and may increase competition.
- Our commodities activities, particularly our power generation interests and our physical commodities activities, subject us to extensive regulation, potential catastrophic events and environmental, reputational and other risks that may expose us to significant liabilities and costs.
- In conducting our businesses around the world, we are subject to political, economic, legal, operational and other risks that are inherent in operating in many countries.
- We may incur losses as a result of unforeseen or catastrophic events, including the emergence of a pandemic, terrorist attacks, extreme weather events or other natural disasters.

Management's Discussion and Analysis**Available Information**

Our internet address is www.gs.com and the investor relations section of our web site is located at www.gs.com/shareholders. We make available free of charge through the investor relations section of our web site, annual reports on Form 10-K, quarterly reports on Form 10-Q and current reports on Form 8-K and amendments to those reports filed or furnished pursuant to Section 13(a) or 15(d) of the U.S. Securities Exchange Act of 1934 (Exchange Act), as well as proxy statements, as soon as reasonably practicable after we electronically file such material with, or furnish it to, the SEC. Also posted on our web site, and available in print upon request of any shareholder to our Investor Relations Department, are our certificate of incorporation and by-laws, charters for our Audit Committee, Risk Committee, Compensation Committee, and Corporate Governance, Nominating and Public Responsibilities Committee, our Policy Regarding Director Independence Determinations, our Policy on Reporting of Concerns Regarding Accounting and Other Matters, our Corporate Governance Guidelines and our Code of Business Conduct and Ethics governing our directors, officers and employees. Within the time period required by the SEC, we will post on our web site any amendment to the Code of Business Conduct and Ethics and any waiver applicable to any executive officer, director or senior financial officer.

In addition, our web site includes information concerning purchases and sales of our equity securities by our executive officers and directors, as well as disclosure relating to certain non-GAAP financial measures (as defined in the SEC's Regulation G) that we may make public orally, telephonically, by webcast, by broadcast or by similar means from time to time. In addition, we make available on the Investor Relations section of our web site information regarding DFAST results and intend to make available, on a quarterly basis, information on the firm's risk management practices and regulatory capital ratios, as required under the disclosure-related provisions of the Federal Reserve Board's market risk capital rules.

Our Investor Relations Department can be contacted at The Goldman Sachs Group, Inc., 200 West Street, 29th Floor, New York, New York 10282, Attn: Investor Relations, telephone: 212-902-0300, e-mail: gs-investor-relations@gs.com.

Cautionary Statement Pursuant to the U.S. Private Securities Litigation Reform Act of 1995

We have included or incorporated by reference in this Form 10-Q, and from time to time our management may make, statements that may constitute "forward-looking statements" within the meaning of the safe harbor provisions of the U.S. Private Securities Litigation Reform Act of 1995. Forward-looking statements are not historical facts, but instead represent only our beliefs regarding future events, many of which, by their nature, are inherently uncertain and outside our control. It is possible that our actual results and financial condition may differ, possibly materially, from the anticipated results and financial condition indicated in these forward-looking statements. For a discussion of some of the risks and important factors that could affect our future results and financial condition, see "Certain Risk Factors That May Affect Our Businesses" above, as well as "Risk Factors" in Part I, Item 1A of our Annual Report on Form 10-K.

Statements about our investment banking transaction backlog also may constitute forward-looking statements. Such statements are subject to the risk that the terms of these transactions may be modified or that they may not be completed at all; therefore, the net revenues, if any, that we actually earn from these transactions may differ, possibly materially, from those currently expected. Important factors that could result in a modification of the terms of a transaction or a transaction not being completed include, in the case of underwriting transactions, a decline or continued weakness in general economic conditions, outbreak of hostilities, volatility in the securities markets generally or an adverse development with respect to the issuer of the securities and, in the case of financial advisory transactions, a decline in the securities markets, an inability to obtain adequate financing, an adverse development with respect to a party to the transaction or a failure to obtain a required regulatory approval. For a discussion of other important factors that could adversely affect our investment banking transactions, see "Certain Risk Factors That May Affect Our Businesses" above, as well as "Risk Factors" in Part I, Item 1A of our Annual Report on Form 10-K.

Item 3. Quantitative and Qualitative Disclosures About Market Risk

Quantitative and qualitative disclosures about market risk are set forth under “Management’s Discussion and Analysis of Financial Condition and Results of Operations — Market Risk Management” in Part I, Item 2 above.

Item 4. Controls and Procedures

As of the end of the period covered by this report, an evaluation was carried out by Goldman Sachs’ management, with the participation of our Chief Executive Officer and Chief Financial Officer, of the effectiveness of our disclosure controls and procedures (as defined in Rule 13a-15(e) under the Securities Exchange Act of 1934 (Exchange Act)). Based upon that evaluation, our Chief Executive Officer and Chief Financial Officer concluded that these disclosure controls and procedures were effective as of the end of the period covered by this report. In addition, no change in our internal control over financial reporting (as defined in Rule 13a-15(f) under the Exchange Act) occurred during our most recent quarter that has materially affected, or is reasonably likely to materially affect, our internal control over financial reporting.

PART II. OTHER INFORMATION

Item 1. Legal Proceedings

We are involved in a number of judicial, regulatory and arbitration proceedings concerning matters arising in connection with the conduct of our businesses. Many of these proceedings are in early stages, and many of these cases seek an indeterminate amount of damages. However, we believe, based on currently available information, that the results of such proceedings, in the aggregate, will not have a material adverse effect on our financial condition, but may be material to our operating results for any particular period, depending, in part, upon the operating results for such period. Given the range of litigation and investigations presently under way, our litigation expenses can be expected to remain high. See “Management’s Discussion and Analysis of Financial Condition and Results of Operations — Use of Estimates” in Part I, Item 2 of this Form 10-Q. See Note 27 to the condensed consolidated financial statements in Part I, Item 1 of this Form 10-Q for information on certain judicial, regulatory and legal proceedings.

Item 2. Unregistered Sales of Equity Securities and Use of Proceeds

The table below sets forth the information with respect to purchases made by or on behalf of The Goldman Sachs Group, Inc. (Group Inc.) or any “affiliated purchaser” (as

defined in Rule 10b-18(a)(3) under the Securities Exchange Act of 1934) of our common stock during the three months ended March 31, 2013.

Period	Total Number of Shares Purchased	Average Price Paid per Share	Total Number of Shares Purchased as Part of Publicly Announced Plans or Programs ¹	Maximum Number of Shares That May Yet Be Purchased Under the Plans or Programs ¹
Month #1 (January 1, 2013 to January 31, 2013)	2,701,284 ²	\$144.82	2,630,530	18,858,321
Month #2 (February 1, 2013 to February 28, 2013)	4,761,527	152.15	4,761,527	14,096,794
Month #3 (March 1, 2013 to March 31, 2013)	2,738,346	153.11	2,738,346	11,358,448 ³
Total	10,201,157		10,130,403	

1. On March 21, 2000, we announced that the Board of Directors of Group Inc. (Board) had approved a repurchase program, pursuant to which up to 15 million shares of our common stock may be repurchased. This repurchase program was increased by an aggregate of 355 million shares by resolutions of our Board adopted from June 2001 through July 2011. We use our share repurchase program to help maintain the appropriate level of common equity. The repurchase program is effected primarily through regular open-market purchases, the amounts and timing of which are determined primarily by the firm’s current and projected capital position (i.e., comparisons of our desired level and composition of capital to our actual level and composition of capital), but which may also be influenced by general market conditions and the prevailing price and trading volumes of our common stock. The repurchase program has no set expiration or termination date. Any repurchase of our common stock requires approval by the Federal Reserve Board.

2. Includes 70,754 shares remitted by employees to satisfy minimum statutory withholding taxes on equity-based awards that were delivered to employees during the period.

3. On April 15, 2013, the Board authorized the repurchase of an additional 75.0 million shares of common stock pursuant to the firm’s existing share repurchase program. As of April 15, 2013, under the share repurchase program approved by the Board, we can repurchase up to 86.4 million additional shares of common stock, including the newly authorized amount; however, any such repurchases are subject to the approval of the Federal Reserve Board.

Item 6. Exhibits

Exhibits

- 3.1 Restated Certificate of Incorporation of The Goldman Sachs Group, Inc., amended as of May 6, 2013.
- 4.1 Form of Amendment to Warrant (originally issued on October 1, 2008), dated as of March 25, 2013, between The Goldman Sachs Group, Inc. and each Warrantholder named therein (incorporated by reference to Exhibit 4.1 to the Registrant's Current Report on Form 8-K, filed March 26, 2013).
- 12.1 Statement re: Computation of Ratios of Earnings to Fixed Charges and Ratios of Earnings to Combined Fixed Charges and Preferred Stock Dividends.
- 15.1 Letter re: Unaudited Interim Financial Information.
- 31.1 Rule 13a-14(a) Certifications.
- 32.1 Section 1350 Certifications.*
- 101 Interactive data files pursuant to Rule 405 of Regulation S-T: (i) the Condensed Consolidated Statements of Earnings for the three months ended March 31, 2013 and March 31, 2012, (ii) the Condensed Consolidated Statements of Comprehensive Income for the three months ended March 31, 2013 and March 31, 2012, (iii) the Condensed Consolidated Statements of Financial Condition as of March 31, 2013 and December 31, 2012, (iv) the Condensed Consolidated Statements of Changes in Shareholders' Equity for the three months ended March 31, 2013 and year ended December 31, 2012, (v) the Condensed Consolidated Statements of Cash Flows for the three months ended March 31, 2013 and March 31, 2012, and (vi) the notes to the Condensed Consolidated Financial Statements.

* This information is furnished and not filed for purposes of Sections 11 and 12 of the Securities Act of 1933 and Section 18 of the Securities Exchange Act of 1934.

SIGNATURES

Pursuant to the requirements of the Securities Exchange Act of 1934, the registrant has duly caused this report to be signed on its behalf by the undersigned thereunto duly authorized.

THE GOLDMAN SACHS GROUP, INC.

By: /s/ Harvey M. Schwartz

Name: Harvey M. Schwartz

Title: Chief Financial Officer

By: /s/ Sarah E. Smith

Name: Sarah E. Smith

Title: Principal Accounting Officer

Date: May 8, 2013

**RESTATED
CERTIFICATE OF INCORPORATION
OF
THE GOLDMAN SACHS GROUP, INC.**

THE GOLDMAN SACHS GROUP, INC., a corporation organized and existing under the Delaware General Corporation Law (the “Corporation”), DOES HEREBY CERTIFY:

1. The name of the Corporation is The Goldman Sachs Group, Inc. The date of filing of its original certificate of incorporation with the Secretary of State of the State of Delaware was July 21, 1998.

2. This Restated Certificate of Incorporation restates and integrates and does not further amend the provisions of the certificate of incorporation of the Corporation as heretofore amended or supplemented. There is no discrepancy between the provisions of this Restated Certificate of Incorporation and the provisions of the certificate of incorporation of the Corporation as heretofore amended or supplemented. This Restated Certificate of Incorporation has been duly adopted in accordance with the provisions of Section 245 of the General Corporation Law of the State of Delaware. The text of the certificate of incorporation is hereby restated to read herein as set forth in full:

FIRST. The name of the Corporation is The Goldman Sachs Group, Inc.

SECOND. The address of the Corporation’s registered office in the State of Delaware is Corporation Trust Center, 1209 Orange Street in the City of Wilmington, County of New Castle. The name of its registered agent at such address is The Corporation Trust Company.

THIRD. The purpose of the Corporation is to engage in any lawful act or activity for which corporations may be organized under the Delaware General Corporation Law. Without limiting the generality of the foregoing, the Corporation shall have all of the powers conferred on corporations by the Delaware General Corporation Law and other law, including the power and authority to make an initial charitable contribution (as defined in Section 170(c) of the Internal Revenue Code of 1986, as currently in effect or as the same may hereafter be amended) of up to an aggregate of \$200,000,000 to one or more entities (the “Contribution”), and to make other charitable contributions from time to time thereafter, in such amounts, on such terms and conditions and for such purposes as may be lawful.

FOURTH. The total number of shares of all classes of stock which the Corporation shall have authority to issue is 4,350,000,000, of which 4,000,000,000 shares of the par value of \$0.01 per share shall be a separate class designated as Common Stock, 200,000,000 shares of the par value of \$0.01 per share shall be a separate class designated as Nonvoting Common Stock and 150,000,000 shares of the par value of \$0.01 per share shall be a separate class designated as Preferred Stock.

COMMON STOCK AND NONVOTING COMMON STOCK

Except as set forth in this Article FOURTH, the Common Stock and the Nonvoting Common Stock (together, the “Common Shares”) shall have the same rights and privileges and shall rank equally, share ratably and be identical in all respects as to all matters.

(i) Voting. Except as may be provided in this Restated Certificate of Incorporation or required by law, the Common Stock shall have voting rights in the election of directors and on all other matters presented to stockholders, with each holder of Common Stock being entitled to one vote for each share of Common Stock held of record by such holder on such matters. The Nonvoting Common Stock shall have no voting rights other than such rights as may be required by the first sentence of Section 242(b)(2) of the Delaware General Corporation Law or any similar provision hereafter enacted; provided that an amendment of this Restated Certificate of Incorporation to increase or decrease the number of authorized shares of Nonvoting Common Stock (but not below the number of shares thereof then outstanding) may be adopted by resolution adopted by the board of directors of the Corporation and approved by the affirmative vote of the holders of a majority of the voting power of all outstanding shares of Common Stock of the Corporation and all other outstanding shares of stock of the Corporation entitled to vote thereon irrespective of the provisions of Section 242(b)(2) of the Delaware General Corporation Law or any similar provision hereafter enacted, with such outstanding shares of Common Stock and other stock considered for this purpose as a single class, and no vote of the holders of any shares of Nonvoting Common Stock, voting separately as a class, shall be required therefor.

(ii) Dividends. Subject to the rights of the holders of any series of Preferred Stock, holders of Common Stock and holders of Nonvoting Common Stock shall be entitled to receive such dividends and distributions (whether payable in cash or otherwise) as may be declared on the Common Shares by the board of directors of the Corporation from time to time out of assets or funds of the Corporation legally available therefor; *provided* that the board of directors of the Corporation shall declare no dividend, and no dividend shall be paid, with respect to any outstanding share of Common Stock or Nonvoting Common Stock, whether in cash or otherwise (including any dividend in shares of Common Stock on or with respect to shares of Common Stock or any dividend in shares of Nonvoting Common Stock on or with respect to shares of Nonvoting Common Stock (collectively, “Stock Dividends”)), unless, simultaneously, the same dividend is declared or paid with respect to each share of Common Stock and Nonvoting Common Stock. If a Stock Dividend is declared or paid with respect to one class, then a Stock Dividend shall likewise be declared or paid with respect to the other class and shall consist of shares of such other class in a number that bears the same relationship to the total number of shares of such other class, issued and outstanding immediately prior to the payment of such dividend, as the number of shares comprising the Stock Dividend with respect to the first referenced class bears to the total number of

shares of such first referenced class, issued and outstanding immediately prior to the payment of such dividend. Stock Dividends with respect to Common Stock may be paid only with shares of Common Stock. Stock Dividends with respect to Nonvoting Common Stock may be paid only with shares of Nonvoting Common Stock. Notwithstanding the foregoing, in the case of any dividend in the form of capital stock of a subsidiary of the Corporation, the capital stock of the subsidiary distributed to holders of Common Stock shall be identical to the capital stock of the subsidiary distributed to holders of Nonvoting Common Stock, except that the capital stock distributed to holders of Common Stock may have full or any other voting rights and the capital stock distributed to holders of Nonvoting Common Stock shall be non-voting to the same extent as the Nonvoting Common Stock is non-voting.

(iii) Subdivisions, Combinations and Mergers. If the Corporation shall in any manner split, subdivide or combine the outstanding shares of Common Stock or the outstanding shares of Nonvoting Common Stock, the outstanding shares of the other such class of the Common Shares shall likewise be split, subdivided or combined in the same manner proportionately and on the same basis per share. In the event of any merger, statutory share exchange, consolidation or similar form of corporate transaction involving the Corporation (whether or not the Corporation is the surviving entity), the holders of Common Stock and the holders of Nonvoting Common Stock shall be entitled to receive the same per share consideration, if any, except that any securities received by holders of Common Stock in consideration of such stock may have full or any other voting rights and any securities received by holders of Nonvoting Common Stock in consideration of such stock shall be non-voting to the same extent as the Nonvoting Common Stock is non-voting.

(iv) Rights on Liquidation. Subject to the rights of the holders of any series of Preferred Stock, in the event of any liquidation, dissolution or winding-up of the Corporation (whether voluntary or involuntary), the assets of the Corporation available for distribution to stockholders shall be distributed in equal amounts per share to the holders of Common Stock and the holders of Nonvoting Common Stock, as if such classes constituted a single class. For purposes of this paragraph, a merger, statutory share exchange, consolidation or similar corporate transaction involving the Corporation (whether or not the Corporation is the surviving entity), or the sale, transfer or lease by the Corporation of all or substantially all its assets, shall not constitute or be deemed a liquidation, dissolution or winding-up of the Corporation.

PREFERRED STOCK

Shares of Preferred Stock may be issued in one or more series from time to time as determined by the board of directors of the Corporation, and the board of directors of the Corporation is authorized to fix by resolution or resolutions the designations and the powers, preferences and rights, and the qualifications, limitations and restrictions thereof, of the shares of each series of Preferred Stock, including the following:

- (i) the distinctive serial designation of such series which shall distinguish it from other series;
- (ii) the number of shares included in such series;
- (iii) whether dividends shall be payable to the holders of the shares of such series and, if so, the basis on which such holders shall be entitled to receive dividends (which may include, without limitation, a right to receive such dividends or distributions as may be declared on the shares of such series by the board of directors of the Corporation, a right to receive such dividends or distributions, or any portion or multiple thereof, as may be declared on the Common Stock or any other class of stock or, in addition to or in lieu of any other right to receive dividends, a right to receive dividends at a particular rate or at a rate determined by a particular method, in which case such rate or method of determining such rate may be set forth), the form of such dividend, any conditions on which such dividends shall be payable and the date or dates, if any, on which such dividends shall be payable;
- (iv) whether dividends on the shares of such series shall be cumulative and, if so, the date or dates or method of determining the date or dates from which dividends on the shares of such series shall be cumulative;
- (v) the amount or amounts, if any, which shall be payable out of the assets of the Corporation to the holders of the shares of such series upon the voluntary or involuntary liquidation, dissolution or winding-up of the Corporation, and the relative rights of priority, if any, of payment of the shares of such series;
- (vi) the price or prices (in cash, securities or other property or a combination thereof) at which, the period or periods within which and the terms and conditions upon which the shares of such series may be redeemed, in whole or in part, at the option of the Corporation or at the option of the holder or holders thereof or upon the happening of a specified event or events;
- (vii) the obligation, if any, of the Corporation to purchase or redeem shares of such series pursuant to a sinking fund or otherwise and the price or prices (in cash, securities or other property or a combination thereof) at which, the period or periods within which and the terms and conditions upon which the shares of such series shall be redeemed or purchased, in whole or in part, pursuant to such obligation;

(viii) whether or not the shares of such series shall be convertible or exchangeable, at any time or times at the option of the holder or holders thereof or at the option of the Corporation or upon the happening of a specified event or events, into shares of any other class or classes or any other series of the same or any other class or classes of stock of the Corporation or any other securities or property of the Corporation or any other entity, and the price or prices (in cash, securities or other property or a combination thereof) or rate or rates of conversion or exchange and any adjustments applicable thereto; and

(ix) whether or not the holders of the shares of such series shall have voting rights, in addition to the voting rights provided by law, and if so the terms of such voting rights, which may provide, among other things and subject to the other provisions of this Restated Certificate of Incorporation, that each share of such series shall carry one vote or more or less than one vote per share, that the holders of such series shall be entitled to vote on certain matters as a separate class (which for such purpose may be comprised solely of such series or of such series and one or more other series or classes of stock of the Corporation) and that all the shares of such series entitled to vote on a particular matter shall be deemed to be voted on such matter in the manner that a specified portion of the voting power of the shares of such series or separate class are voted on such matter.

For all purposes, this Restated Certificate of Incorporation shall include each certificate of designations (if any) setting forth the terms of a series of Preferred Stock.

Subject to the rights, if any, of the holders of any series of Preferred Stock set forth in a certificate of designations, an amendment of this Restated Certificate of Incorporation to increase or decrease the number of authorized shares of any series of Preferred Stock (but not below the number of shares thereof then outstanding) may be adopted by resolution adopted by the board of directors of the Corporation and approved by the affirmative vote of the holders of a majority of the voting power of all outstanding shares of Common Stock of the Corporation and all other outstanding shares of stock of the Corporation entitled to vote thereon irrespective of the provisions of Section 242(b)(2) of the Delaware General Corporation Law or any similar provision hereafter enacted, with such outstanding shares of Common Stock and other stock considered for this purpose as a single class, and no vote of the holders of any series of Preferred Stock, voting as a separate class, shall be required therefor.

Except as otherwise required by law or provided in the certificate of designations for the relevant series, holders of Common Shares, as such, shall not be entitled to vote on any amendment of this Restated Certificate of Incorporation that alters or changes the powers, preferences, rights or other terms of one or more outstanding series of Preferred Stock if the holders of such affected series are entitled, either separately or together with the holders of one or more other series of Preferred Stock, to vote thereon as a separate class pursuant to this Restated Certificate of Incorporation or pursuant to the Delaware General Corporation Law as then in effect.

Pursuant to the authority conferred by this Article FOURTH upon the board of directors of the Corporation and authority delegated by the board of directors to the Securities Issuance Committee of the board of directors of the Corporation (the "Securities Issuance Committee"), the Securities Issuance Committee created a series of shares of Preferred Stock designated as Floating Rate Non-Cumulative Preferred Stock, Series A, by filing a certificate of designations of the Corporation with the Secretary of State of the State of Delaware on April 22, 2005, and the voting powers, designations, preferences and relative, participating, optional or other special rights, and the qualifications, limitations or restrictions thereof, of the Corporation's Floating Rate Non-Cumulative Preferred Stock, Series A, are set forth in Appendix A hereto and are incorporated herein by reference.

Pursuant to the authority conferred by this Article FOURTH upon the board of directors of the Corporation and authority delegated by the board of directors to the Securities Issuance Committee, the Securities Issuance Committee created a series of shares of Preferred Stock designated as 6.20% Non-Cumulative Preferred Stock, Series B, by filing a certificate of designations of the Corporation with the Secretary of State of the State of Delaware on October 28, 2005, and the voting powers, designations, preferences and relative, participating, optional or other special rights, and the qualifications, limitations or restrictions thereof, of the Corporation's 6.20% Non-Cumulative Preferred Stock, Series B, are set forth in Appendix B hereto and are incorporated herein by reference.

Pursuant to the authority conferred by this Article FOURTH upon the board of directors of the Corporation and authority delegated by the board of directors to the Securities Issuance Committee, the Securities Issuance Committee created a series of shares of Preferred Stock designated as Floating Rate Non-Cumulative Preferred Stock, Series C, by filing a certificate of designations of the Corporation with the Secretary of State of the State of Delaware on October 28, 2005, and the voting powers, designations, preferences and relative, participating, optional or other special rights, and the qualifications, limitations or restrictions thereof, of the Corporation's Floating Rate Non-Cumulative Preferred Stock, Series C, are set forth in Appendix C hereto and are incorporated herein by reference.

Pursuant to the authority conferred by this Article FOURTH upon the board of directors of the Corporation and authority delegated by the board of directors to the Securities Issuance Committee, the Securities Issuance Committee created a series of shares of Preferred Stock designated as Floating Rate Non-Cumulative Preferred Stock, Series D, by filing a certificate of designations of the Corporation with the Secretary of State of the State of Delaware on May 23, 2006, and the voting powers, designations, preferences and relative, participating, optional or other special rights, and the qualifications, limitations or restrictions thereof, of the Corporation's Floating Rate Non-Cumulative Preferred Stock, Series D, are set forth in Appendix D hereto and are incorporated herein by reference.

Pursuant to the authority conferred by this Article FOURTH upon the board of directors of the Corporation and authority delegated by the board of directors to the

Securities Issuance Committee, the Securities Issuance Committee created a series of shares of Preferred Stock designated as Perpetual Non-Cumulative Preferred Stock, Series E, by filing a certificate of designations of the Corporation with the Secretary of State of the State of Delaware on May 14, 2007, and the voting powers, designations, preferences and relative, participating, optional or other special rights, and the qualifications, limitations or restrictions thereof, of the Corporation's Perpetual Non-Cumulative Preferred Stock, Series E, are set forth in Appendix E hereto and are incorporated herein by reference.

Pursuant to the authority conferred by this Article FOURTH upon the board of directors of the Corporation and authority delegated by the board of directors to the Securities Issuance Committee, the Securities Issuance Committee created a series of shares of Preferred Stock designated as Perpetual Non-Cumulative Preferred Stock, Series F, by filing a certificate of designations of the Corporation with the Secretary of State of the State of Delaware on May 14, 2007, and the voting powers, designations, preferences and relative, participating, optional or other special rights, and the qualifications, limitations or restrictions thereof, of the Corporation's Perpetual Non-Cumulative Preferred Stock, Series F, are set forth in Appendix F hereto and are incorporated herein by reference.

Pursuant to the authority conferred by this Article FOURTH upon the board of directors of the Corporation and authority delegated by the board of directors to the Securities Issuance Committee, the Securities Issuance Committee created a series of shares of Preferred Stock designated as 5.95% Non-Cumulative Preferred Stock, Series I, by filing a certificate of designations of the Corporation with the Secretary of State of the State of Delaware on October 23, 2012, and the voting powers, designations, preferences and relative, participating, optional or other special rights, and the qualifications, limitations or restrictions thereof, of the Corporation's 5.95% Non-Cumulative Preferred Stock, Series I, are set forth in Appendix G hereto and are incorporated herein by reference.

Pursuant to the authority conferred by this Article FOURTH upon the board of directors of the Corporation and authority delegated by the board of directors to the Securities Issuance Committee, the Securities Issuance Committee created a series of shares of Preferred Stock designated as 5.50% Fixed-to-Floating Rate Non-Cumulative Preferred Stock, Series J, by filing a certificate of designations of the Corporation with the Secretary of State of the State of Delaware on April 23, 2013, and the voting powers, designations, preferences and relative, participating, optional or other special rights, and the qualifications, limitations or restrictions thereof, of the Corporation's 5.50% Fixed-to-Floating Rate Non-Cumulative Preferred Stock, Series J, are set forth in Appendix H hereto and are incorporated herein by reference.

OPTIONS, WARRANTS AND OTHER RIGHTS

The board of directors of the Corporation is authorized to create and issue options, warrants and other rights from time to time entitling the holders thereof to purchase securities or other property of the Corporation or any other entity, including any class or series of stock of the Corporation or any other entity and whether or not in connection with the issuance or sale of any securities or other property of the Corporation, for such consideration (if any), at such times and upon such other terms and conditions as may be determined or authorized by the board of directors of the Corporation and set forth in one or more agreements or instruments. Among other things and without limitation, such terms and conditions may provide for the following:

- (i) adjusting the number or exercise price of such options, warrants or other rights or the amount or nature of the securities or other property receivable upon exercise thereof in the event of a subdivision or combination of any securities, or a recapitalization, of the Corporation, the acquisition by any person of beneficial ownership of securities representing more than a designated percentage of the voting power of any outstanding series, class or classes of securities, a change in ownership of the Corporation's securities or a merger, statutory share exchange, consolidation, reorganization, sale of assets or other occurrence relating to the Corporation or any of its securities, and restricting the ability of the Corporation to enter into an agreement with respect to any such transaction absent an assumption by another party or parties thereto of the obligations of the Corporation under such options, warrants or other rights;
- (ii) restricting, precluding or limiting the exercise, transfer or receipt of such options, warrants or other rights by any person that becomes the beneficial owner of a designated percentage of the voting power of any outstanding series, class or classes of securities of the Corporation or any direct or indirect transferee of such a person, or invalidating or voiding such options, warrants or other rights held by any such person or transferee; and
- (iii) permitting the board of directors (or certain directors specified or qualified by the terms of the governing instruments of such options, warrants or other rights) to redeem, terminate or exchange such options, warrants or other rights.

This paragraph shall not be construed in any way to limit the power of the board of directors of the Corporation to create and issue options, warrants or other rights.

FIFTH. [Reserved]

SIXTH. All corporate powers shall be exercised by the board of directors of the Corporation, except as otherwise specifically required by law or as otherwise provided in this Restated Certificate of Incorporation. Any meeting of stockholders may be postponed by action of the board of directors at any time in advance of such meeting. The board of directors of the Corporation shall have the power to adopt such rules and regulations for the conduct of the meetings and management of the affairs of the

Corporation as they may deem proper and the power to adjourn any meeting of stockholders without a vote of the stockholders, which powers may be delegated by the board of directors to the chairman of such meeting either in such rules and regulations or pursuant to the by-laws of the Corporation.

Special meetings of stockholders of the Corporation may be called at any time by, but only by, the board of directors of the Corporation or, as and to the extent required by the by-laws of the Corporation, by the Secretary of the Corporation upon the written request of the holders of record of not less than 25% of the voting power of all outstanding shares of Common Stock of the Corporation, such voting power to be calculated and determined in the manner specified, and with any limitations as may be set forth, in the Corporation's by-laws (the "Requisite Percent"). Each special meeting shall be held at such date, time and place either within or without the State of Delaware as may be stated in the notice of the meeting.

The board of directors of the Corporation is authorized to adopt, amend or repeal by-laws of the Corporation. No adoption, amendment or repeal of a by-law by action of stockholders shall be effective unless approved by the affirmative vote of not less than a majority of shares present in person or represented by proxy at the meeting and entitled to vote on such matter, with all shares of Common Stock of the Corporation and other stock of the Corporation entitled to vote on such matter considered for this purpose as a single class; for purposes of this sentence votes cast "for" or "against" and "abstentions" with respect to such matter shall be counted as shares of stock of the Corporation entitled to vote on such matter, while "broker nonvotes" (or other shares of stock of the Corporation similarly not entitled to vote) shall not be counted as shares entitled to vote on such matter. Any vote of stockholders required by this Article SIXTH shall be in addition to any other vote of stockholders that may be required by law, this Restated Certificate of Incorporation, the by-laws of the Corporation, any agreement with a national securities exchange or otherwise.

SEVENTH. Elections of directors need not be by written ballot except and to the extent provided in the by-laws of the Corporation.

EIGHTH. The number of directors of the Corporation shall be fixed only by resolution of the board of directors of the Corporation from time to time. Each director who is serving as a director on the date of this Restated Certificate of Incorporation shall hold office until the next annual meeting of stockholders after such date and until his or her successor has been duly elected and qualified, notwithstanding that such director may have been elected for a term that extended beyond the date of such next annual meeting of stockholders. At each annual meeting of stockholders after the date of this Restated Certificate of Incorporation, directors elected at such annual meeting shall hold office until the next annual meeting of stockholders and until their successors have been duly elected and qualified.

Vacancies and newly created directorships resulting from any increase in the authorized number of directors or from any other cause (other than vacancies and newly created directorships which the holders of any class or classes of stock or series

thereof are expressly entitled by this Restated Certificate of Incorporation to fill) shall be filled by, and only by, a majority of the directors then in office, although less than a quorum, or by the sole remaining director. Any director appointed to fill a vacancy or a newly created directorship shall hold office until the next annual meeting of stockholders, and until his or her successor is elected and qualified or until his or her earlier resignation or removal.

Notwithstanding the foregoing, in the event that the holders of any class or series of Preferred Stock of the Corporation shall be entitled, voting separately as a class, to elect any directors of the Corporation, then the number of directors that may be elected by such holders voting separately as a class shall be in addition to the number fixed pursuant to a resolution of the board of directors of the Corporation. Except as otherwise provided in the terms of such class or series, (i) the terms of the directors elected by such holders voting separately as a class shall expire at the annual meeting of stockholders next succeeding their election and (ii) any director or directors elected by such holders voting separately as a class may be removed, with or without cause, by the holders of a majority of the voting power of all outstanding shares of stock of the Corporation entitled to vote separately as a class in an election of such directors.

NINTH. In taking any action, including action that may involve or relate to a change or potential change in the control of the Corporation, a director of the Corporation may consider, among other things, both the long-term and short-term interests of the Corporation and its stockholders and the effects that the Corporation's actions may have in the short term or long term upon any one or more of the following matters:

- (i) the prospects for potential growth, development, productivity and profitability of the Corporation;
- (ii) the Corporation's current employees;
- (iii) the retired former partners of The Goldman Sachs Group, L.P. ("GS Group") and the Corporation's employees and other beneficiaries receiving or entitled to receive retirement, welfare or similar benefits from or pursuant to any plan sponsored, or agreement entered into, by the Corporation;
- (iv) the Corporation's customers and creditors;
- (v) the ability of the Corporation to provide, as a going concern, goods, services, employment opportunities and employment benefits and otherwise to contribute to the communities in which it does business; and
- (vi) such other additional factors as a director may consider appropriate in such circumstances.

Nothing in this Article NINTH shall create any duty owed by any director of the Corporation to any person or entity to consider, or afford any particular weight to, any of the foregoing matters or to limit his or her consideration to the foregoing matters. No such employee, retired former partner of GS Group, former employee, beneficiary, customer, creditor or community or member thereof shall have any rights against any director of the Corporation or the Corporation under this Article NINTH.

TENTH. From and after the consummation of the initial public offering of the shares of Common Stock of the Corporation, no action of stockholders of the Corporation required or permitted to be taken at any annual or special meeting of stockholders of the Corporation may be taken without a meeting of stockholders, without prior notice and without a vote, and the power of stockholders of the Corporation to consent in writing to the taking of any action without a meeting is specifically denied. Notwithstanding this Article TENTH, the holders of any series of Preferred Stock of the Corporation shall be entitled to take action by written consent to such extent, if any, as may be provided in the terms of such series.

ELEVENTH. [Reserved]

TWELFTH. A director of the Corporation shall not be liable to the Corporation or its stockholders for monetary damages for breach of fiduciary duty as a director of the Corporation, except to the extent that such exemption from liability or limitation thereof is not permitted under the Delaware General Corporation Law as currently in effect or as the same may hereafter be amended.

Pursuant to the Plan of Incorporation of GS Group, dated as of March 8, 1999, as currently in effect or as the same may hereafter be amended (the "Plan"), the Corporation has the right, but not the obligation, to make special arrangements with any person who was a partner of GS Group participating in the Plan to ameliorate, in whole or in part, certain significantly disproportionate tax or other burdens. The board of directors of the Corporation is authorized to cause the Corporation to make such arrangements (which may include special payments) as the board of directors of the Corporation may, in its sole discretion, deem appropriate to effectuate the intent of the relevant provision of the Plan and the Corporation and each stockholder of the Corporation shall, to the fullest extent permitted by law, be deemed to have approved and ratified any such determination and to have waived any claim or objection on behalf of the Corporation or any such stockholder arising out of the making of such arrangements.

Pursuant to the Plan, the Corporation has the right, but not the obligation, to register with the Securities and Exchange Commission the resale of certain securities of the Corporation by directors, employees and former directors and employees of the Corporation and its subsidiaries and affiliates and former partners and employees of GS Group and its subsidiaries and affiliates and to undertake various actions and to enter into agreements and arrangements in connection therewith (collectively, the "Registration Arrangements"). The board of directors of the Corporation is authorized to cause the Corporation to undertake such Registration Arrangements as the board of directors of the Corporation may, in its sole discretion, deem appropriate and the Corporation and each stockholder of the Corporation shall, to the fullest extent permitted by law, be deemed to have approved and ratified any such determination and to have waived any claim or objection on behalf of the Corporation or any such stockholder arising out of the undertaking of such Registration Arrangements.

The Corporation and each stockholder of the Corporation shall, to the fullest extent permitted by law, be deemed to have approved and ratified any decision by the board of directors of the Corporation to make the Contribution referred to in Article THIRD, including the amount thereof (up to the limit specified in Article THIRD) and to have waived any claim or objection on behalf of the Corporation or any such stockholder arising out of any such decision to make, or the making of, the Contribution.

The authorizations, approvals and ratifications contained in the second, third and fourth paragraphs of this Article TWELFTH shall not be construed to indicate that any other arrangements or contributions not specifically referred to in such paragraphs are, by reason of such omission, not within the power and authority of the board of directors of the Corporation or that the determination of the board of directors of the Corporation with respect thereto should be judged by any legal standard other than that which would have applied but for the inclusion of the second, third and fourth paragraphs of this Article TWELFTH.

No amendment, modification or repeal of this Article TWELFTH shall adversely affect any right or protection of a director of the Corporation that exists at the time of such amendment, modification or repeal.

IN WITNESS WHEREOF, the Corporation has caused this Restated Certificate of Incorporation to be signed and attested by its duly authorized officer on this 6th day of May, 2013.

By: /s/ Gregory K. Palm
Name: Gregory K. Palm
Title: Executive Vice President and General
Counsel

CERTIFICATE OF DESIGNATIONS
OF
FLOATING RATE NON-CUMULATIVE PREFERRED STOCK, SERIES A
OF
THE GOLDMAN SACHS GROUP, INC.

THE GOLDMAN SACHS GROUP, INC., a corporation organized and existing under the General Corporation Law of the State of Delaware (the “Corporation”), in accordance with the provisions of Sections 103 and 151 thereof, DOES HEREBY CERTIFY:

The Securities Issuance Committee (the “Committee”) of the board of directors of the Corporation (the “Board of Directors”), in accordance with the resolutions of the Board of Directors dated April 6, 2005, the provisions of the amended and restated certificate of incorporation and bylaws of the Corporation and applicable law, by unanimous written consent dated April 18, 2005, adopted the following resolution creating a series of 50,000 shares of Preferred Stock of the Corporation designated as “Floating Rate Non-Cumulative Preferred Stock, Series A”.

RESOLVED, that pursuant to the authority vested in the Committee and in accordance with the resolutions of the Board of Directors dated April 6, 2005, the provisions of the amended and restated certificate of incorporation and bylaws of the Corporation and applicable law, a series of Preferred Stock, par value \$.01 per share, of the Corporation be and hereby is created, and that the designation and number of shares of such series, and the voting and other powers, preferences and relative, participating, optional or other rights, and the qualifications, limitations and restrictions thereof, of the shares of such series, are as follows:

Section 1. Designation. The distinctive serial designation of such series of Preferred Stock is “Floating Rate Non-Cumulative Preferred Stock, Series A” (“Series A”). Each share of Series A shall be identical in all respects to every other share of Series A, except as to the respective dates from which dividends thereon shall accrue, to the extent such dates may differ as permitted pursuant to Section 4(a) below.

Section 2. Number of Shares. The authorized number of shares of Series A shall be 50,000. Shares of Series A that are redeemed, purchased or otherwise acquired by the Corporation, or converted into another series of Preferred Stock, shall be cancelled and shall revert to authorized but unissued shares of Series A.

Section 3. Definitions. As used herein with respect to Series A:

(a) “Board of Directors” means the board of directors of the Corporation.

(b) “ByLaws” means the amended and restated bylaws of the Corporation, as they may be amended from time to time.

(c) “Business Day” means a day that is a Monday, Tuesday, Wednesday, Thursday or Friday and is not a day on which banking institutions in New York City generally are authorized or obligated by law, regulation or executive order to close.

(d) “Calculation Agent” means, at any time, the person or entity appointed by the Corporation and serving as such agent at such time. The Corporation may terminate any such appointment and may appoint a successor agent at any time and from time to time, *provided* that the Corporation shall use its best efforts to ensure that there is, at all relevant times when the Series A is outstanding, a person or entity appointed and serving as such agent. The Calculation Agent may be a person or entity affiliated with the Corporation.

(e) “Certificate of Designations” means this Certificate of Designations relating to the Series A, as it may be amended from time to time.

(f) “Certification of Incorporation” shall mean the amended and restated certificate of incorporation of the Corporation, as it may be amended from time to time, and shall include this Certificate of Designations.

(g) “Common Stock” means the common stock, par value \$0.01 per share, of the Corporation.

(h) “Junior Stock” means the Common Stock and any other class or series of stock of the Corporation (other than Series A) that ranks junior to Series A either or both as to the payment of dividends and/or as to the distribution of assets on any liquidation, dissolution or winding up of the Corporation.

(i) “London Business Day” means a day that is a Monday, Tuesday, Wednesday, Thursday or Friday and is a day on which dealings in U.S. dollars are transacted in the London interbank market.

(j) “Moneyline Telerate Page” means the display on Moneyline Telerate, Inc., or any successor service, on the page or pages specified in Section 4 below or any replacement page or pages on that service.

(k) “Parity Stock” means any class or series of stock of the Corporation (other than Series A) that ranks equally with Series A both in the payment of dividends and in the distribution of assets on any liquidation, dissolution or winding up of the Corporation.

(l) “Preferred Stock” means any and all series of Preferred Stock, having a par value of \$0.01 per share, of the Corporation, including the Series A.

(m) “Representative Amount” means, at any time, an amount that, in the Calculation Agent’s judgment, is representative of a single transaction in the relevant market at the relevant time.

(n) “Voting Preferred Stock” means, with regard to any election or removal of a Preferred Stock Director (as defined in Section 8(b) below) or any other matter as to which the holders of Series A are entitled to vote as specified in Section 8 of this Certificate of Designations, any and all series of Preferred Stock (other than Series A) that rank equally with Series A either as to the payment of dividends or as to the distribution of assets upon liquidation, dissolution or winding up of the Corporation and upon which like voting rights have been conferred and are exercisable with respect to such matter.

Section 4. Dividends.

(a) **Rate.** Holders of Series A shall be entitled to receive, when, as and if declared by the Board of Directors or the Committee (or another duly authorized committee of the Board of Directors) out of funds legally available for the payment of dividends under Delaware law, non-cumulative cash dividends at the rate determined as set forth below in this Section (4) applied to the liquidation preference amount of \$25,000 per share of Series A. Such dividends shall be payable quarterly in arrears (as provided below in this Section 4(a)), but only when, as and if declared by the Board of Directors or the Committee (or another duly authorized committee of the Board of Directors), on February 10, May 10, August 10 and November 10 (“Dividend Payment Dates”), commencing on August 10, 2005; *provided* that if any such Dividend Payment Date would otherwise occur on a day that is not a Business Day, such Dividend Payment Date shall instead be (and any dividend payable on Series A on such Dividend Payment Date shall instead be payable on) the immediately succeeding Business Day, unless such immediately succeeding Business Day falls in the next calendar month, in which case such Dividend Payment Date shall instead be (and any such dividend shall instead be payable on) the immediately preceding Business Day. Dividends on Series A shall not be cumulative; holders of Series A shall not be entitled to receive any dividends not declared by the Board of Directors or the Committee (or another duly authorized committee of the Board of Directors) and no interest, or sum of money in lieu of interest, shall be payable in respect of any dividend not so declared.

Dividends that are payable on Series A on any Dividend Payment Date will be payable to holders of record of Series A as they appear on the stock register of the Corporation on the applicable record date, which shall be the 15th calendar day before such Dividend Payment Date or such other record date fixed by the Board of Directors or the Committee (or another duly authorized committee of the Board of Directors) that is not more than 60 nor less than 10 days prior to such Dividend Payment Date (each, a “Dividend Record Date”). Any such day that is a Dividend Record Date shall be a Dividend Record Date whether or not such day is a Business Day.

Each dividend period (a “Dividend Period”) shall commence on and include a Dividend Payment Date (other than the initial Dividend Period, which shall commence

on and include the date of original issue of the Series A, *provided* that, for any share of Series A issued after such original issue date, the initial Dividend Period for such shares may commence on and include such other date as the Board of Directors or the Committee (or another duly authorized committee of the Board of Directors) shall determine and publicly disclose) and shall end on and include the calendar day next preceding the next Dividend Payment Date. Dividends payable on the Series A in respect of any Dividend Period shall be computed by the Calculation Agent on the basis of a 360-day year and the actual number of days elapsed in such Dividend Period. Dividends payable in respect of a Dividend Period shall be payable in arrears – i.e., on the first Dividend Payment Date after such Dividend Period.

The dividend rate on the Series A, for each Dividend Period, shall be a rate per annum equal to the greater of (1) 0.75% above LIBOR (as defined below) for such Dividend Period and (2) 3.75%. LIBOR, with respect to any Dividend Period, means the offered rate expressed as a percentage per annum for three-month deposits in U.S. dollars on the first day of such Dividend Period, as that rate appears on Moneyline Telerate Page 3750 as of 11:00 A.M., London time, on the second London Business Day immediately preceding the first day of such Dividend Period.

If the rate described in the preceding paragraph does not appear on Moneyline Telerate Page 3750, LIBOR shall be determined on the basis of the rates, at approximately 11:00 A.M., London time, on the second London Business Day immediately preceding the first day of such Dividend Period, at which deposits of the following kind are offered to prime banks in the London interbank market by four major banks in that market selected by the Calculation Agent: three-month deposits in U.S. dollars, beginning on the first day of such Dividend Period, and in a Representative Amount. The Calculation Agent shall request the principal London office of each of these banks to provide a quotation of its rate at approximately 11:00 A.M., London time. If at least two quotations are provided, LIBOR for such Dividend Period shall be the arithmetic mean of such quotations.

If fewer than two quotations are provided as described in the preceding paragraph, LIBOR for such Dividend Period shall be the arithmetic mean of the rates for loans of the following kind to leading European banks quoted, at approximately 11:00 A.M. New York City time, on the second London Business Day immediately preceding the first day of such Dividend Period, by three major banks in New York City selected by the Calculation Agent: three-month loans of U.S. dollars, beginning on the first day of such Dividend Period, and in a Representative Amount.

If fewer than three banks selected by the Calculation Agent are quoting as described in the preceding paragraph, LIBOR for such Dividend Period shall be LIBOR in effect for the prior Dividend Period.

The Calculation Agent's determination of any dividend rate, and its calculation of the amount of dividends for any Dividend Period, will be maintained on file at the Corporation's principal offices and will be available to any stockholder upon request and will be final and binding in the absence of manifest error.

Holders of Series A shall not be entitled to any dividends, whether payable in cash, securities or other property, other than dividends (if any) declared and payable on the Series A as specified in this Section 4 (subject to the other provisions of this Certificate of Designations).

(b) **Priority of Dividends.** So long as any share of Series A remains outstanding, no dividend shall be declared or paid on the Common Stock or any other shares of Junior Stock (other than a dividend payable solely in Junior Stock), and no Common Stock or other Junior Stock shall be purchased, redeemed or otherwise acquired for consideration by the Corporation, directly or indirectly (other than as a result of a reclassification of Junior Stock for or into other Junior Stock, or the exchange or conversion of one share of Junior Stock for or into another share of Junior Stock and other than through the use of the proceeds of a substantially contemporaneous sale of Junior Stock) during a Dividend Period, unless the full dividends for the latest completed Dividend Period on all outstanding shares of Series A have been declared and paid (or declared and a sum sufficient for the payment thereof has been set aside). The foregoing provision shall not restrict the ability of Goldman, Sachs & Co., or any other affiliate of the Corporation, to engage in any market-making transactions in Junior Stock in the ordinary course of business.

When dividends are not paid (or declared and a sum sufficient for payment thereof set aside) on any Dividend Payment Date (or, in the case of Parity Stock having dividend payment dates different from the Dividend Payment Dates, on a dividend payment date falling within a Dividend Period) in full upon the Series A and any shares of Parity Stock, all dividends declared on the Series A and all such Parity Stock and payable on such Dividend Payment Date (or, in the case of parity stock having dividend payment dates different from the Dividend Payment Dates, on a dividend payment date falling within the Dividend Period related to such Dividend Payment Date) shall be declared pro rata so that the respective amounts of such dividends shall bear the same ratio to each other as all accrued but unpaid dividends per share on the Series A and all Parity Stock payable on such Dividend Payment Date (or, in the case of Parity Stock having dividend payment dates different from the Dividend Payment Dates, on a dividend payment date falling within the Dividend Period related to such Dividend Payment Date) bear to each other.

Subject to the foregoing, such dividends (payable in cash, securities or other property) as may be determined by the Board of Directors or the Committee (or another duly authorized committee of the Board of Directors) may be declared and paid on any securities, including Common Stock and other Junior Stock, from time to time out of any funds legally available for such payment, and the Series A shall not be entitled to participate in any such dividends.

Section 5. Liquidation Rights.

(a) **Voluntary or Involuntary Liquidation.** In the event of any liquidation, dissolution or winding up of the affairs of the Corporation, whether voluntary or involuntary, holders of Series A shall be entitled to receive, out of the assets of the Corporation or proceeds thereof (whether capital or surplus) available for distribution to

stockholders of the Corporation, and after satisfaction of all liabilities and obligations to creditors of the Corporation, before any distribution of such assets or proceeds is made to or set aside for the holders of Common Stock and any other stock of the Corporation ranking junior to the Series A as to such distribution, in full an amount equal to \$25,000 per share (the “Series A Liquidation Amount”), together with an amount equal to all dividends (if any) that have been declared but not paid prior to the date of payment of such distribution (but without any amount in respect of dividends that have not been declared prior to such payment date).

(b) **Partial Payment.** If in any distribution described in Section 5(a) above the assets of the Corporation or proceeds thereof are not sufficient to pay the Liquidation Preferences (as defined below) in full to all holders of Series A and all holders of any stock of the Corporation ranking equally with the Series A as to such distribution, the amounts paid to the holders of Series A and to the holders of all such other stock shall be paid pro rata in accordance with the respective aggregate Liquidation Preferences of the holders of Series A and the holders of all such other stock. In any such distribution, the “Liquidation Preference” of any holder of stock of the Corporation shall mean the amount otherwise payable to such holder in such distribution (assuming no limitation on the assets of the Corporation available for such distribution), including an amount equal to any declared but unpaid dividends (and, in the case of any holder of stock other than Series A and on which dividends accrue on a cumulative basis, an amount equal to any unpaid, accrued, cumulative dividends, whether or not declared, as applicable).

(c) **Residual Distributions.** If the Liquidation Preference has been paid in full to all holders of Series A, the holders of other stock of the Corporation shall be entitled to receive all remaining assets of the Corporation (or proceeds thereof) according to their respective rights and preferences.

(d) **Merger, Consolidation and Sale of Assets Not Liquidation.** For purposes of this Section 5, the merger or consolidation of the Corporation with any other corporation or other entity, including a merger or consolidation in which the holders of Series A receive cash, securities or other property for their shares, or the sale, lease or exchange (for cash, securities or other property) of all or substantially all of the assets of the Corporation, shall not constitute a liquidation, dissolution or winding up of the Corporation.

Section 6. Redemption.

(a) **Optional Redemption.** The Series A may not be redeemed by the Corporation prior to April 25, 2010. On or after April 25, 2010, the Corporation, at its option, may redeem, in whole at any time or in part from time to time, the shares of Series A at the time outstanding, upon notice given as provided in Section 6(c) below, at a redemption price equal to \$25,000 per share, together (except as otherwise provided herein below) with an amount equal to any dividends that have been declared but not paid prior to the redemption date (but with no amount in respect of any dividends that have not been declared prior to such date). The redemption price for any shares of Series A shall be payable on the redemption date to the holder of such shares against surrender of the

certificate(s) evidencing such shares to the Corporation or its agent. Any declared but unpaid dividends payable on a redemption date that occurs subsequent to the Dividend Record Date for a Dividend Period shall not be paid to the holder entitled to receive the redemption price on the redemption date, but rather shall be paid to the holder of record of the redeemed shares on such Dividend Record Date relating to the Dividend Payment Date as provided in Section 4 above.

(b) **No Sinking Fund.** The Series A will not be subject to any mandatory redemption, sinking fund or other similar provisions. Holders of Series A will have no right to require redemption of any shares of Series A.

(c) **Notice of Redemption.** Notice of every redemption of shares of Series A shall be given by first class mail, postage prepaid, addressed to the holders of record of the shares to be redeemed at their respective last addresses appearing on the books of the Corporation. Such mailing shall be at least 30 days and not more than 60 days before the date fixed for redemption. Any notice mailed as provided in this Subsection shall be conclusively presumed to have been duly given, whether or not the holder receives such notice, but failure duly to give such notice by mail, or any defect in such notice or in the mailing thereof, to any holder of shares of Series A designated for redemption shall not affect the validity of the proceedings for the redemption of any other shares of Series A. Notwithstanding the foregoing, if the Series A or any depository shares representing interests in the Series A are issued in book-entry form through The Depository Trust Company or any other similar facility, notice of redemption may be given to the holders of Series A at such time and in any manner permitted by such facility. Each such notice given to a holder shall state: (1) the redemption date; (2) the number of shares of Series A to be redeemed and, if less than all the shares held by such holder are to be redeemed, the number of such shares to be redeemed from such holder; (3) the redemption price; and (4) the place or places where certificates for such shares are to be surrendered for payment of the redemption price.

(d) **Partial Redemption.** In case of any redemption of only part of the shares of Series A at the time outstanding, the shares to be redeemed shall be selected either pro rata or in such other manner as the Corporation may determine to be fair and equitable. Subject to the provisions hereof, the Corporation shall have full power and authority to prescribe the terms and conditions upon which shares of Series A shall be redeemed from time to time. If fewer than all the shares represented by any certificate are redeemed, a new certificate shall be issued representing the unredeemed shares without charge to the holder thereof.

(e) **Effectiveness of Redemption.** If notice of redemption has been duly given and if on or before the redemption date specified in the notice all funds necessary for the redemption have been set aside by the Corporation, separate and apart from its other funds, in trust for the pro rata benefit of the holders of the shares called for redemption, so as to be and continue to be available therefor, then, notwithstanding that any certificate for any share so called for redemption has not been surrendered for cancellation, on and after the redemption date dividends shall cease to accrue on all shares so called for redemption, all shares so called for redemption shall no longer be deemed

outstanding and all rights with respect to such shares shall forthwith on such redemption date cease and terminate, except only the right of the holders thereof to receive the amount payable on such redemption, without interest. Any funds unclaimed at the end of three years from the redemption date shall, to the extent permitted by law, be released to the Corporation, after which time the holders of the shares so called for redemption shall look only to the Corporation for payment of the redemption price of such shares.

Section 7. Conversion Upon Regulatory Changes. If both (i) and (ii) below occur:

(i) after the date of the issuance of the Series A, the Corporation (by election or otherwise) becomes subject to any law, rule, regulation or guidance (together, "Regulations") relating to its capital adequacy, which Regulation (x) modifies the existing requirements for treatment as Allowable Capital (as defined under the Securities and Exchange Commission rules relating to consolidated supervised entities as in effect from time to time), (y) provides for a type or level of capital characterized as "Tier 1" or its equivalent pursuant to Regulations of any governmental agency, authority or other body having regulatory jurisdiction over the Corporation (or any of its subsidiaries or consolidated affiliates) and implementing the capital standards published by the Basel Committee on Banking Supervision, the Securities and Exchange Commission, the Board of Governors of the Federal Reserve System or any other United States national governmental agency, authority or other body, or any other applicable regime based on capital standards published by the Basel Committee on Banking Supervision or its successor, or (z) provides for a type or level of capital that in the judgment of the Corporation (after consultation with legal counsel of recognized standing) is substantially equivalent to such "Tier 1" capital (such capital described in either (y) or (z) above is referred to below as "Tier 1 Capital Equivalent"), and

(ii) the Corporation affirmatively elects to qualify the Series A for treatment as Allowable Capital or Tier 1 Capital Equivalent without any sublimit or other quantitative restriction on the inclusion of the Series A in Allowable Capital or Tier 1 Capital Equivalent (other than any limitation the Corporation elects to accept and any limitation requiring that common equity or a specified form of common equity constitute the dominant form of Allowable Capital or Tier 1 Capital Equivalent) under such Regulations,

then, upon such affirmative election, the Series A shall be convertible at the Corporation's option into a new series of Preferred Stock having terms and provisions substantially identical to those of the Series A, except that such new series may have such additional or modified rights, preferences, privileges and voting powers, and limitations and restrictions thereof, as are necessary in the judgment of the Board of Directors or the Committee (or another duly authorized committee of the Board of Directors) (after consultation with legal counsel of recognized standing) to comply with the Required Unrestricted Capital Provisions (as defined below), *provided* that the Corporation will not cause any such conversion unless the Board of Directors or the Committee (or another duly authorized committee of the Board of Directors) determines that the rights, preferences, privileges and

voting powers, and the qualifications, limitations and restrictions thereof, of such new series of Preferred Stock, taken as a whole, are not materially less favorable to the holders thereof than the rights, preferences, privileges and voting powers, and the qualifications, limitations and restrictions thereof, of the Series A, taken as a whole.

As used above, the term “Required Unrestricted Capital Provisions” means such terms and provisions as are, in the judgment of the Corporation (after consultation with counsel of recognized standing), required for preferred stock to be treated as Allowable Capital or Tier 1 Capital Equivalent, as applicable, without any sublimit or other quantitative restriction on the inclusion of such preferred stock in Allowable Capital or Tier 1 Capital Equivalent, as applicable (other than any limitation the Corporation elects to accept and any limitation requiring that common equity or a specified form of common equity constitute the dominant form of Allowable Capital or Tier 1 Capital Equivalent) pursuant to the applicable Regulations.

The Corporation shall provide notice to the holders of Series A of any election to qualify the Series A for Allowable Capital or Tier 1 Capital Equivalent treatment and of any determination to convert the Series A into a new series of Preferred Stock pursuant to the terms of this Section 7, promptly upon the effectiveness of any such election or determination. A copy of such notice and of the relevant Regulations shall be maintained on file at the principal offices of the Corporation and, upon request, will be made available to any stockholder of the Corporation. Any conversion of the Series A pursuant to this Section 7 shall be effected pursuant to such procedures as the Corporation may determine and publicly disclose.

Except as specified in this Section 7, holders of Series A shares shall have no right to exchange or convert such shares into any other securities.

Section 8. Voting Rights.

(a) **General.** The holders of Series A shall not have any voting rights except as set forth below or as otherwise from time to time required by law.

(b) **Right To Elect Two Directors Upon Nonpayment Events.** If and whenever dividends on any shares of Series A shall not have been declared and paid for at least six Dividend Periods, whether or not consecutive (a “Nonpayment Event”), the number of directors then constituting the Board of Directors shall automatically be increased by two and the holders of Series A, together with the holders of any outstanding shares of Voting Preferred Stock, voting together as a single class, shall be entitled to elect the two additional directors (the “Preferred Stock Directors”), *provided* that it shall be a qualification for election for any such Preferred Stock Director that the election of such director shall not cause the Corporation to violate the corporate governance requirement of the New York Stock Exchange (or any other securities exchange or other trading facility on which securities of the Corporation may then be listed or traded) that listed or traded companies must have a majority of independent directors.

In the event that the holders of the Series A, and such other holders of Voting Preferred Stock, shall be entitled to vote for the election of the Preferred Stock

Directors following a Nonpayment Event, such directors shall be initially elected following such Nonpayment Event only at a special meeting called at the request of the holders of record of at least 20% of the Series A or of any other series of Voting Preferred Stock then outstanding (unless such request for a special meeting is received less than 90 days before the date fixed for the next annual or special meeting of the stockholders of the Corporation, in which event such election shall be held only at such next annual or special meeting of stockholders), and at each subsequent annual meeting of stockholders of the Corporation. Such request to call a special meeting for the initial election of the Preferred Stock Directors after a Nonpayment Event shall be made by written notice, signed by the requisite holders of Series A or Voting Preferred Stock, and delivered to the Secretary of the Corporation in such manner as provided for in Section 10 below, or as may otherwise be required by law.

When dividends have been paid (or declared and a sum sufficient for payment thereof set aside) in full on the Series A for at least four Dividend Periods (whether or not consecutive) after a Nonpayment Event, then the right of the holders of Series A to elect the Preferred Stock Directors shall cease (but subject always to revesting of such voting rights in the case of any future Nonpayment Event), and, if and when any rights of holders of Series A and Voting Preferred Stock to elect the Preferred Stock Directors shall have ceased, the terms of office of all the Preferred Stock Directors shall forthwith terminate and the number of directors constituting the Board of Directors shall automatically be reduced accordingly.

Any Preferred Stock Director may be removed at any time without cause by the holders of record of a majority of the outstanding shares of the Series A and Voting Preferred Stock, when they have the voting rights described above (voting together as a single class). So long as a Nonpayment Event shall continue, any vacancy in the office of a Preferred Stock Director (other than prior to the initial election of Preferred Stock Directors after a Nonpayment Event) may be filled by the written consent of the Preferred Stock Director remaining in office, or if none remains in office, by a vote of the holders of record of a majority of the outstanding shares of the Series A and all Voting Preferred Stock, when they have the voting rights described above (voting together as a single class). Any such vote of stockholders to remove, or to fill a vacancy in the office of, a Preferred Stock Director may be taken only at a special meeting of such stockholders, called as provided above for an initial election of Preferred Stock Director after a Nonpayment Event (unless such request is received less than 90 days before the date fixed for the next annual or special meeting of the stockholders, in which event such election shall be held at such next annual or special meeting of stockholders). The Preferred Stock Directors shall each be entitled to one vote per director on any matter that shall come before the Board of Directors for a vote. Each Preferred Stock Director elected at any special meeting of stockholders or by written consent of the other Preferred Stock Director shall hold office until the next annual meeting of the stockholders if such office shall not have previously terminated as above provided.

(c) **Other Voting Rights.** So long as any shares of Series A are outstanding, in addition to any other vote or consent of stockholders required by law or by the Certificate of Incorporation, the vote or consent of the holders of at least 66 ²/₃% of the

shares of Series A and any Voting Preferred Stock at the time outstanding and entitled to vote thereon, voting together as a single class, given in person or by proxy, either in writing without a meeting or by vote at any meeting called for the purpose, shall be necessary for effecting or validating:

(i) **Authorization of Senior Stock.** Any amendment or alteration of the Certificate of Incorporation to authorize or create, or increase the authorized amount of, any shares of any class or series of capital stock of the Corporation ranking senior to the Series A with respect to either or both the payment of dividends and/or the distribution of assets on any liquidation, dissolution or winding up of the Corporation;

(ii) **Amendment of Series A.** Any amendment, alteration or repeal of any provision of the Certificate of Incorporation so as to materially and adversely affect the special rights, preferences, privileges or voting powers of the Series A, taken as a whole; or

(iii) **Share Exchanges, Reclassifications, Mergers and Consolidations.** Any consummation of a binding share exchange or reclassification involving the Series A, or of a merger or consolidation of the Corporation with another corporation or other entity, unless in each case (x) the shares of Series A remain outstanding or, in the case of any such merger or consolidation with respect to which the Corporation is not the surviving or resulting entity, are converted into or exchanged for preference securities of the surviving or resulting entity or its ultimate parent, and (y) such shares remaining outstanding or such preference securities, as the case may be, have such rights, preferences, privileges and voting powers, and limitations and restrictions thereof, taken as a whole, as are not materially less favorable to the holders thereof than the rights, preferences, privileges and voting powers, and limitations and restrictions thereof, of the Series A immediately prior to such consummation, taken as a whole;

provided, however, that for all purposes of this Section 8(c), any increase in the amount of the authorized or issued Series A or authorized Preferred Stock, or the creation and issuance, or an increase in the authorized or issued amount, of any other series of Preferred Stock ranking equally with and/or junior to the Series A with respect to the payment of dividends (whether such dividends are cumulative or non-cumulative) and/or the distribution of assets upon liquidation, dissolution or winding up of the Corporation will not be deemed to adversely affect the special rights, preferences, privileges or voting powers of the Series A. In addition, any conversion of the Series A pursuant to Section 7 above shall not be deemed to adversely affect the rights, preferences, privileges and voting powers of the Series A.

If any amendment, alteration, repeal, share exchange, reclassification, merger or consolidation specified in this Section 7(c) would adversely affect the Series A and one or more but not all other series of Preferred Stock, then only the Series A and such series of Preferred Stock as are adversely affected by and entitled to vote on the matter shall vote on the matter together as a single class (in lieu of all other series of Preferred Stock).

(d) **Changes for Clarification.** Without the consent of the holders of the Series A, so long as such action does not adversely affect the special rights, preferences, privileges and voting powers, and limitations and restrictions thereof, of the Series A, the Corporation may amend, alter, supplement or repeal any terms of the Series A:

(i) to cure any ambiguity, or to cure, correct or supplement any provision contained in this Certificate of Designations that may be defective or inconsistent; or

(ii) to make any provision with respect to matters or questions arising with respect to the Series A that is not inconsistent with the provisions of this Certificate of Designations.

(e) **Changes after Provision for Redemption.** No vote or consent of the holders of Series A shall be required pursuant to Section 8(b), (c) or (d) above if, at or prior to the time when any such vote or consent would otherwise be required pursuant to such Section, all outstanding shares of Series A shall have been redeemed, or shall have been called for redemption upon proper notice and sufficient funds shall have been set aside for such redemption, in each case pursuant to Section 6 above.

(f) **Procedures for Voting and Consents.** The rules and procedures for calling and conducting any meeting of the holders of Series A (including, without limitation, the fixing of a record date in connection therewith), the solicitation and use of proxies at such a meeting, the obtaining of written consents and any other aspect or matter with regard to such a meeting or such consents shall be governed by any rules the Board of Directors or the Committee (or another duly authorized committee of the Board of Directors), in its discretion, may adopt from time to time, which rules and procedures shall conform to the requirements of the Certificate of Incorporation, the Bylaws, applicable law and any national securities exchange or other trading facility on which the Series A is listed or traded at the time. Whether the vote or consent of the holders of a plurality, majority or other portion of the shares of Series A and any Voting Preferred Stock has been cast or given on any matter on which the holders of shares of Series A are entitled to vote shall be determined by the Corporation by reference to the specified liquidation amounts of the shares voted or covered by the consent.

Section 9. Record Holders. To the fullest extent permitted by applicable law, the Corporation and the transfer agent for the Series A may deem and treat the record holder of any share of Series A as the true and lawful owner thereof for all purposes, and neither the Corporation nor such transfer agent shall be affected by any notice to the contrary.

Section 10. Notices. All notices or communications in respect of Series A shall be sufficiently given if given in writing and delivered in person or by first class mail, postage prepaid, or if given in such other manner as may be permitted in this Certificate of Designations, in the Certificate of Incorporation or Bylaws or by applicable law.

Section 11. No Preemptive Rights. No share of Series A shall have any rights of preemption whatsoever as to any securities of the Corporation, or any warrants, rights or options issued or granted with respect thereto, regardless of how such securities, or such warrants, rights or options, may be designated, issued or granted.

Section 12. Other Rights. The shares of Series A shall not have any voting powers, preferences or relative, participating, optional or other special rights, or qualifications, limitations or restrictions thereof, other than as set forth herein or in the Certificate of Incorporation or as provided by applicable law.

CERTIFICATE OF DESIGNATIONS
OF
6.20% NON-CUMULATIVE PREFERRED STOCK, SERIES B
OF
THE GOLDMAN SACHS GROUP, INC.

THE GOLDMAN SACHS GROUP, INC., a corporation organized and existing under the General Corporation Law of the State of Delaware (the "Corporation"), in accordance with the provisions of Sections 103 and 151 thereof, DOES HEREBY CERTIFY:

The Securities Issuance Committee (the "Committee") of the board of directors of the Corporation (the "Board of Directors"), in accordance with the resolutions of the Board of Directors dated September 16, 2005, the provisions of the amended and restated certificate of incorporation and bylaws of the Corporation and applicable law, by unanimous written consent dated October 25, 2005, adopted the following resolution creating a series of 50,000 shares of Preferred Stock of the Corporation designated as "6.20% Non-Cumulative Preferred Stock, Series B".

RESOLVED, that pursuant to the authority vested in the Committee and in accordance with the resolutions of the Board of Directors dated September 16, 2005, the provisions of the amended and restated certificate of incorporation and bylaws of the Corporation and applicable law, a series of Preferred Stock, par value \$.01 per share, of the Corporation be and hereby is created, and that the designation and number of shares of such series, and the voting and other powers, preferences and relative, participating, optional or other rights, and the qualifications, limitations and restrictions thereof, of the shares of such series, are as follows:

Section 1. Designation. The distinctive serial designation of such series of Preferred Stock is "6.20% Non-Cumulative Preferred Stock, Series B" ("Series B"). Each share of Series B shall be identical in all respects to every other share of Series B, except as to the respective dates from which dividends thereon shall accrue, to the extent such dates may differ as permitted pursuant to Section 4(a) below.

Section 2. Number of Shares. The authorized number of shares of Series B shall be 50,000. Shares of Series B that are redeemed, purchased or otherwise acquired by the Corporation, or converted into another series of Preferred Stock, shall be cancelled and shall revert to authorized but unissued shares of Series B.

Section 3. Definitions. As used herein with respect to Series B:

(a) "Board of Directors" means the board of directors of the Corporation.

(b) “ByLaws” means the amended and restated bylaws of the Corporation, as they may be amended from time to time.

(c) “Business Day” means a day that is a Monday, Tuesday, Wednesday, Thursday or Friday and is not a day on which banking institutions in New York City generally are authorized or obligated by law, regulation or executive order to close.

(d) “Certificate of Designations” means this Certificate of Designations relating to the Series B, as it may be amended from time to time.

(e) “Certification of Incorporation” shall mean the amended and restated certificate of incorporation of the Corporation, as it may be amended from time to time, and shall include this Certificate of Designations.

(f) “Common Stock” means the common stock, par value \$0.01 per share, of the Corporation.

(g) “Junior Stock” means the Common Stock and any other class or series of stock of the Corporation (other than Series B) that ranks junior to Series B either or both as to the payment of dividends and/or as to the distribution of assets on any liquidation, dissolution or winding up of the Corporation.

(h) “Parity Stock” means any class or series of stock of the Corporation (other than Series B) that ranks equally with Series B both in the payment of dividends and in the distribution of assets on any liquidation, dissolution or winding up of the Corporation.

(i) “Preferred Stock” means any and all series of Preferred Stock, having a par value of \$0.01 per share, of the Corporation, including the Series B.

(j) “Voting Preferred Stock” means, with regard to any election or removal of a Preferred Stock Director (as defined in Section 8(b) below) or any other matter as to which the holders of Series B are entitled to vote as specified in Section 8 of this Certificate of Designations, any and all series of Preferred Stock (other than Series B) that rank equally with Series B either as to the payment of dividends or as to the distribution of assets upon liquidation, dissolution or winding up of the Corporation and upon which like voting rights have been conferred and are exercisable with respect to such matter.

Section 4. Dividends.

(a) **Rate.** Holders of Series B shall be entitled to receive, when, as and if declared by the Board of Directors or the Committee (or another duly authorized committee of the Board of Directors) out of funds legally available for the payment of dividends under Delaware law, non-cumulative cash dividends at a rate per annum of 6.20% applied to the liquidation preference amount of \$25,000 per share of Series B. Such dividends shall be payable quarterly in arrears (as provided below in this Section 4(a)), but

only when, as and if declared by the Board of Directors or the Committee (or another duly authorized committee of the Board of Directors), on February 10, May 10, August 10 and November 10 (“Dividend Payment Dates”), commencing on February 10, 2006; *provided* that if any such Dividend Payment Date would otherwise occur on a day that is not a Business Day, such Dividend Payment Date shall instead be (and any dividend payable on Series B on such Dividend Payment Date shall instead be payable on) the immediately succeeding Business Day. Dividends on Series B shall not be cumulative; holders of Series B shall not be entitled to receive any dividends not declared by the Board of Directors or the Committee (or another duly authorized committee of the Board of Directors) and no interest, or sum of money in lieu of interest, shall be payable in respect of any dividend not so declared.

Dividends that are payable on Series B on any Dividend Payment Date will be payable to holders of record of Series B as they appear on the stock register of the Corporation on the applicable record date, which shall be the 15th calendar day before such Dividend Payment Date or such other record date fixed by the Board of Directors or the Committee (or another duly authorized committee of the Board of Directors) that is not more than 60 nor less than 10 days prior to such Dividend Payment Date (each, a “Dividend Record Date”). Any such day that is a Dividend Record Date shall be a Dividend Record Date whether or not such day is a Business Day.

Each dividend period (a “Dividend Period”) shall commence on and include a Dividend Payment Date (other than the initial Dividend Period, which shall commence on and include the date of original issue of the Series B, *provided* that, for any share of Series B issued after such original issue date, the initial Dividend Period for such shares may commence on and include such other date as the Board of Directors or the Committee (or another duly authorized committee of the Board of Directors) shall determine and publicly disclose) and shall end on and include the calendar day next preceding the next Dividend Payment Date. Dividends payable on the Series B in respect of any Dividend Period shall be computed on the basis of a 360-day year consisting of twelve 30-day months. Dividends payable in respect of a Dividend Period shall be payable in arrears – i.e., on the first Dividend Payment Date after such Dividend Period.

Holders of Series B shall not be entitled to any dividends, whether payable in cash, securities or other property, other than dividends (if any) declared and payable on the Series B as specified in this Section 4 (subject to the other provisions of this Certificate of Designations).

(b) **Priority of Dividends.** So long as any share of Series B remains outstanding, no dividend shall be declared or paid on the Common Stock or any other shares of Junior Stock (other than a dividend payable solely in Junior Stock), and no Common Stock or other Junior Stock shall be purchased, redeemed or otherwise acquired for consideration by the Corporation, directly or indirectly (other than as a result of a reclassification of Junior Stock for or into other Junior Stock, or the exchange or conversion of one share of Junior Stock for or into another share of Junior Stock and other than through the use of the proceeds of a substantially contemporaneous sale of Junior Stock) during a Dividend Period, unless the full dividends for the latest completed

Dividend Period on all outstanding shares of Series B have been declared and paid (or declared and a sum sufficient for the payment thereof has been set aside). The foregoing provision shall not restrict the ability of Goldman, Sachs & Co., or any other affiliate of the Corporation, to engage in any market-making transactions in Junior Stock in the ordinary course of business.

When dividends are not paid (or declared and a sum sufficient for payment thereof set aside) on any Dividend Payment Date (or, in the case of Parity Stock having dividend payment dates different from the Dividend Payment Dates, on a dividend payment date falling within a Dividend Period) in full upon the Series B and any shares of Parity Stock, all dividends declared on the Series B and all such Parity Stock and payable on such Dividend Payment Date (or, in the case of parity stock having dividend payment dates different from the Dividend Payment Dates, on a dividend payment date falling within the Dividend Period related to such Dividend Payment Date) shall be declared pro rata so that the respective amounts of such dividends shall bear the same ratio to each other as all accrued but unpaid dividends per share on the Series B and all Parity Stock payable on such Dividend Payment Date (or, in the case of Parity Stock having dividend payment dates different from the Dividend Payment Dates, on a dividend payment date falling within the Dividend Period related to such Dividend Payment Date) bear to each other.

Subject to the foregoing, such dividends (payable in cash, securities or other property) as may be determined by the Board of Directors or the Committee (or another duly authorized committee of the Board of Directors) may be declared and paid on any securities, including Common Stock and other Junior Stock, from time to time out of any funds legally available for such payment, and the Series B shall not be entitled to participate in any such dividends.

Section 5. Liquidation Rights.

(a) **Voluntary or Involuntary Liquidation.** In the event of any liquidation, dissolution or winding up of the affairs of the Corporation, whether voluntary or involuntary, holders of Series B shall be entitled to receive, out of the assets of the Corporation or proceeds thereof (whether capital or surplus) available for distribution to stockholders of the Corporation, and after satisfaction of all liabilities and obligations to creditors of the Corporation, before any distribution of such assets or proceeds is made to or set aside for the holders of Common Stock and any other stock of the Corporation ranking junior to the Series B as to such distribution, in full an amount equal to \$25,000 per share (the "Series B Liquidation Amount"), together with an amount equal to all dividends (if any) that have been declared but not paid prior to the date of payment of such distribution (but without any amount in respect of dividends that have not been declared prior to such payment date).

(b) **Partial Payment.** If in any distribution described in Section 5(a) above the assets of the Corporation or proceeds thereof are not sufficient to pay the Liquidation Preferences (as defined below) in full to all holders of Series B and all holders of any stock of the Corporation ranking equally with the Series B as to such distribution, the amounts paid to the holders of Series B and to the holders of all such other stock shall

be paid pro rata in accordance with the respective aggregate Liquidation Preferences of the holders of Series B and the holders of all such other stock. In any such distribution, the "Liquidation Preference" of any holder of stock of the Corporation shall mean the amount otherwise payable to such holder in such distribution (assuming no limitation on the assets of the Corporation available for such distribution), including an amount equal to any declared but unpaid dividends (and, in the case of any holder of stock other than Series B and on which dividends accrue on a cumulative basis, an amount equal to any unpaid, accrued, cumulative dividends, whether or not declared, as applicable).

(c) **Residual Distributions.** If the Liquidation Preference has been paid in full to all holders of Series B, the holders of other stock of the Corporation shall be entitled to receive all remaining assets of the Corporation (or proceeds thereof) according to their respective rights and preferences.

(d) **Merger, Consolidation and Sale of Assets Not Liquidation.** For purposes of this Section 5, the merger or consolidation of the Corporation with any other corporation or other entity, including a merger or consolidation in which the holders of Series B receive cash, securities or other property for their shares, or the sale, lease or exchange (for cash, securities or other property) of all or substantially all of the assets of the Corporation, shall not constitute a liquidation, dissolution or winding up of the Corporation.

Section 6. Redemption.

(a) **Optional Redemption.** The Series B may not be redeemed by the Corporation prior to October 31, 2010. On or after October 31, 2010, the Corporation, at its option, may redeem, in whole at any time or in part from time to time, the shares of Series B at the time outstanding, upon notice given as provided in Section 6(c) below, at a redemption price equal to \$25,000 per share, together (except as otherwise provided herein below) with an amount equal to any dividends that have been declared but not paid prior to the redemption date (but with no amount in respect of any dividends that have not been declared prior to such date). The redemption price for any shares of Series B shall be payable on the redemption date to the holder of such shares against surrender of the certificate(s) evidencing such shares to the Corporation or its agent. Any declared but unpaid dividends payable on a redemption date that occurs subsequent to the Dividend Record Date for a Dividend Period shall not be paid to the holder entitled to receive the redemption price on the redemption date, but rather shall be paid to the holder of record of the redeemed shares on such Dividend Record Date relating to the Dividend Payment Date as provided in Section 4 above.

(b) **No Sinking Fund.** The Series B will not be subject to any mandatory redemption, sinking fund or other similar provisions. Holders of Series B will have no right to require redemption of any shares of Series B.

(c) **Notice of Redemption.** Notice of every redemption of shares of Series B shall be given by first class mail, postage prepaid, addressed to the holders of record of the shares to be redeemed at their respective last addresses appearing on the

books of the Corporation. Such mailing shall be at least 30 days and not more than 60 days before the date fixed for redemption. Any notice mailed as provided in this Subsection shall be conclusively presumed to have been duly given, whether or not the holder receives such notice, but failure duly to give such notice by mail, or any defect in such notice or in the mailing thereof, to any holder of shares of Series B designated for redemption shall not affect the validity of the proceedings for the redemption of any other shares of Series B. Notwithstanding the foregoing, if the Series B or any depository shares representing interests in the Series B are issued in book-entry form through The Depository Trust Company or any other similar facility, notice of redemption may be given to the holders of Series B at such time and in any manner permitted by such facility. Each such notice given to a holder shall state: (1) the redemption date; (2) the number of shares of Series B to be redeemed and, if less than all the shares held by such holder are to be redeemed, the number of such shares to be redeemed from such holder; (3) the redemption price; and (4) the place or places where certificates for such shares are to be surrendered for payment of the redemption price.

(d) **Partial Redemption.** In case of any redemption of only part of the shares of Series B at the time outstanding, the shares to be redeemed shall be selected either pro rata or in such other manner as the Corporation may determine to be fair and equitable. Subject to the provisions hereof, the Corporation shall have full power and authority to prescribe the terms and conditions upon which shares of Series B shall be redeemed from time to time. If fewer than all the shares represented by any certificate are redeemed, a new certificate shall be issued representing the unredeemed shares without charge to the holder thereof.

(e) **Effectiveness of Redemption.** If notice of redemption has been duly given and if on or before the redemption date specified in the notice all funds necessary for the redemption have been set aside by the Corporation, separate and apart from its other funds, in trust for the pro rata benefit of the holders of the shares called for redemption, so as to be and continue to be available therefor, then, notwithstanding that any certificate for any share so called for redemption has not been surrendered for cancellation, on and after the redemption date dividends shall cease to accrue on all shares so called for redemption, all shares so called for redemption shall no longer be deemed outstanding and all rights with respect to such shares shall forthwith on such redemption date cease and terminate, except only the right of the holders thereof to receive the amount payable on such redemption, without interest. Any funds unclaimed at the end of three years from the redemption date shall, to the extent permitted by law, be released to the Corporation, after which time the holders of the shares so called for redemption shall look only to the Corporation for payment of the redemption price of such shares.

Section 7. Conversion Upon Regulatory Changes. If both (i) and (ii) below occur:

(i) after the date of the issuance of the Series B, the Corporation (by election or otherwise) becomes subject to any law, rule, regulation or guidance (together, "Regulations") relating to its capital adequacy, which Regulation (x) modifies the existing requirements for treatment as Allowable Capital (as defined

under the Securities and Exchange Commission rules relating to consolidated supervised entities as in effect from time to time), (y) provides for a type or level of capital characterized as “Tier 1” or its equivalent pursuant to Regulations of any governmental agency, authority or other body having regulatory jurisdiction over the Corporation (or any of its subsidiaries or consolidated affiliates) and implementing the capital standards published by the Basel Committee on Banking Supervision, the Securities and Exchange Commission, the Board of Governors of the Federal Reserve System or any other United States national governmental agency, authority or other body, or any other applicable regime based on capital standards published by the Basel Committee on Banking Supervision or its successor, or (z) provides for a type or level of capital that in the judgment of the Corporation (after consultation with legal counsel of recognized standing) is substantially equivalent to such “Tier 1” capital (such capital described in either (y) or (z) above is referred to below as “Tier 1 Capital Equivalent”), and

(ii) the Corporation affirmatively elects to qualify the Series B for treatment as Allowable Capital or Tier 1 Capital Equivalent without any sublimit or other quantitative restriction on the inclusion of the Series B in Allowable Capital or Tier 1 Capital Equivalent (other than any limitation the Corporation elects to accept and any limitation requiring that common equity or a specified form of common equity constitute the dominant form of Allowable Capital or Tier 1 Capital Equivalent) under such Regulations,

then, upon such affirmative election, the Series B shall be convertible at the Corporation’s option into a new series of Preferred Stock having terms and provisions substantially identical to those of the Series B, except that such new series may have such additional or modified rights, preferences, privileges and voting powers, and limitations and restrictions thereof, as are necessary in the judgment of the Board of Directors or the Committee (or another duly authorized committee of the Board of Directors) (after consultation with legal counsel of recognized standing) to comply with the Required Unrestricted Capital Provisions (as defined below), *provided* that the Corporation will not cause any such conversion unless the Board of Directors or the Committee (or another duly authorized committee of the Board of Directors) determines that the rights, preferences, privileges and voting powers, and the qualifications, limitations and restrictions thereof, of such new series of Preferred Stock, taken as a whole, are not materially less favorable to the holders thereof than the rights, preferences, privileges and voting powers, and the qualifications, limitations and restrictions thereof, of the Series B, taken as a whole.

As used above, the term “Required Unrestricted Capital Provisions” means such terms and provisions as are, in the judgment of the Corporation (after consultation with counsel of recognized standing), required for preferred stock to be treated as Allowable Capital or Tier 1 Capital Equivalent, as applicable, without any sublimit or other quantitative restriction on the inclusion of such preferred stock in Allowable Capital or Tier 1 Capital Equivalent, as applicable (other than any limitation the Corporation elects to accept and any limitation requiring that common equity or a specified form of common equity constitute the dominant form of Allowable Capital or Tier 1 Capital Equivalent) pursuant to the applicable Regulations.

The Corporation shall provide notice to the holders of Series B of any election to qualify the Series B for Allowable Capital or Tier 1 Capital Equivalent treatment and of any determination to convert the Series B into a new series of Preferred Stock pursuant to the terms of this Section 7, promptly upon the effectiveness of any such election or determination. A copy of such notice and of the relevant Regulations shall be maintained on file at the principal offices of the Corporation and, upon request, will be made available to any stockholder of the Corporation. Any conversion of the Series B pursuant to this Section 7 shall be effected pursuant to such procedures as the Corporation may determine and publicly disclose.

Except as specified in this Section 7, holders of Series B shares shall have no right to exchange or convert such shares into any other securities.

Section 8. Voting Rights.

(a) **General.** The holders of Series B shall not have any voting rights except as set forth below or as otherwise from to time required by law.

(b) **Right To Elect Two Directors Upon Nonpayment Events.** If and whenever dividends on any shares of Series B shall not have been declared and paid for at least six Dividend Periods, whether or not consecutive (a “Nonpayment Event”), the number of directors then constituting the Board of Directors shall automatically be increased by two and the holders of Series B, together with the holders of any outstanding shares of Voting Preferred Stock, voting together as a single class, shall be entitled to elect the two additional directors (the “Preferred Stock Directors”), *provided* that it shall be a qualification for election for any such Preferred Stock Director that the election of such director shall not cause the Corporation to violate the corporate governance requirement of the New York Stock Exchange (or any other securities exchange or other trading facility on which securities of the Corporation may then be listed or traded) that listed or traded companies must have a majority of independent directors and *provided further* that the Board of Directors shall at no time include more than two Preferred Stock Directors (including, for purposes of this limitation, all directors that the holders of any series of Voting Preferred Stock are entitled to elect pursuant to like voting rights).

In the event that the holders of the Series B, and such other holders of Voting Preferred Stock, shall be entitled to vote for the election of the Preferred Stock Directors following a Nonpayment Event, such directors shall be initially elected following such Nonpayment Event only at a special meeting called at the request of the holders of record of at least 20% of the Series B or of any other series of Voting Preferred Stock then outstanding (unless such request for a special meeting is received less than 90 days before the date fixed for the next annual or special meeting of the stockholders of the Corporation, in which event such election shall be held only at such next annual or special meeting of stockholders), and at each subsequent annual meeting of stockholders of the Corporation. Such request to call a special meeting for the initial election of the Preferred Stock Directors after a Nonpayment Event shall be made by written notice, signed by the requisite holders of Series B or Voting Preferred Stock, and delivered to the Secretary of the Corporation in such manner as provided for in Section 10 below, or as may otherwise be required by law.

When dividends have been paid (or declared and a sum sufficient for payment thereof set aside) in full on the Series B for at least four Dividend Periods (whether or not consecutive) after a Nonpayment Event, then the right of the holders of Series B to elect the Preferred Stock Directors shall cease (but subject always to re-vesting of such voting rights in the case of any future Nonpayment Event), and, if and when any rights of holders of Series B and Voting Preferred Stock to elect the Preferred Stock Directors shall have ceased, the terms of office of all the Preferred Stock Directors shall forthwith terminate and the number of directors constituting the Board of Directors shall automatically be reduced accordingly.

Any Preferred Stock Director may be removed at any time without cause by the holders of record of a majority of the outstanding shares of the Series B and Voting Preferred Stock, when they have the voting rights described above (voting together as a single class). So long as a Nonpayment Event shall continue, any vacancy in the office of a Preferred Stock Director (other than prior to the initial election of Preferred Stock Directors after a Nonpayment Event) may be filled by the written consent of the Preferred Stock Director remaining in office, or if none remains in office, by a vote of the holders of record of a majority of the outstanding shares of the Series B and all Voting Preferred Stock, when they have the voting rights described above (voting together as a single class). Any such vote of stockholders to remove, or to fill a vacancy in the office of, a Preferred Stock Director may be taken only at a special meeting of such stockholders, called as provided above for an initial election of Preferred Stock Director after a Nonpayment Event (unless such request is received less than 90 days before the date fixed for the next annual or special meeting of the stockholders, in which event such election shall be held at such next annual or special meeting of stockholders). The Preferred Stock Directors shall each be entitled to one vote per director on any matter that shall come before the Board of Directors for a vote. Each Preferred Stock Director elected at any special meeting of stockholders or by written consent of the other Preferred Stock Director shall hold office until the next annual meeting of the stockholders if such office shall not have previously terminated as above provided.

(c) **Other Voting Rights.** So long as any shares of Series B are outstanding, in addition to any other vote or consent of stockholders required by law or by the Certificate of Incorporation, the vote or consent of the holders of at least 66²/₃% of the shares of Series B and any Voting Preferred Stock at the time outstanding and entitled to vote thereon, voting together as a single class, given in person or by proxy, either in writing without a meeting or by vote at any meeting called for the purpose, shall be necessary for effecting or validating:

(i) **Authorization of Senior Stock.** Any amendment or alteration of the Certificate of Incorporation to authorize or create, or increase the authorized amount of, any shares of any class or series of capital stock of the Corporation ranking senior to the Series B with respect to either or both the payment of dividends and/or the distribution of assets on any liquidation, dissolution or winding up of the Corporation;

(ii) **Amendment of Series B.** Any amendment, alteration or repeal of any provision of the Certificate of Incorporation so as to materially and adversely affect the special rights, preferences, privileges or voting powers of the Series B, taken as a whole; or

(iii) **Share Exchanges, Reclassifications, Mergers and Consolidations.** Any consummation of a binding share exchange or reclassification involving the Series B, or of a merger or consolidation of the Corporation with another corporation or other entity, unless in each case (x) the shares of Series B remain outstanding or, in the case of any such merger or consolidation with respect to which the Corporation is not the surviving or resulting entity, are converted into or exchanged for preference securities of the surviving or resulting entity or its ultimate parent, and (y) such shares remaining outstanding or such preference securities, as the case may be, have such rights, preferences, privileges and voting powers, and limitations and restrictions thereof, taken as a whole, as are not materially less favorable to the holders thereof than the rights, preferences, privileges and voting powers, and limitations and restrictions thereof, of the Series B immediately prior to such consummation, taken as a whole;

provided, however, that for all purposes of this Section 8(c), any increase in the amount of the authorized or issued Series B or authorized Preferred Stock, or the creation and issuance, or an increase in the authorized or issued amount, of any other series of Preferred Stock ranking equally with and/or junior to the Series B with respect to the payment of dividends (whether such dividends are cumulative or non-cumulative) and/or the distribution of assets upon liquidation, dissolution or winding up of the Corporation will not be deemed to adversely affect the rights, preferences, privileges or voting powers of the Series B. In addition, any conversion of the Series B pursuant to Section 7 above shall not be deemed to adversely affect the rights, preferences, privileges and voting powers of the Series B.

If any amendment, alteration, repeal, share exchange, reclassification, merger or consolidation specified in this Section 7(c) would adversely affect the Series B and one or more but not all other series of Preferred Stock, then only the Series B and such series of Preferred Stock as are adversely affected by and entitled to vote on the matter shall vote on the matter together as a single class (in lieu of all other series of Preferred Stock).

(d) **Changes for Clarification.** Without the consent of the holders of the Series B, so long as such action does not adversely affect the rights, preferences, privileges and voting powers, and limitations and restrictions thereof, of the Series B, the Corporation may amend, alter, supplement or repeal any terms of the Series B:

(i) to cure any ambiguity, or to cure, correct or supplement any provision contained in this Certificate of Designations that may be defective or inconsistent; or

(ii) to make any provision with respect to matters or questions arising with respect to the Series B that is not inconsistent with the provisions of this Certificate of Designations.

(e) **Changes after Provision for Redemption.** No vote or consent of the holders of Series B shall be required pursuant to Section 8(b), (c) or (d) above if, at or prior to the time when any such vote or consent would otherwise be required pursuant to such Section, all outstanding shares of Series B shall have been redeemed, or shall have been called for redemption upon proper notice and sufficient funds shall have been set aside for such redemption, in each case pursuant to Section 6 above.

(f) **Procedures for Voting and Consents.** The rules and procedures for calling and conducting any meeting of the holders of Series B (including, without limitation, the fixing of a record date in connection therewith), the solicitation and use of proxies at such a meeting, the obtaining of written consents and any other aspect or matter with regard to such a meeting or such consents shall be governed by any rules the Board of Directors or the Committee (or another duly authorized committee of the Board of Directors), in its discretion, may adopt from time to time, which rules and procedures shall conform to the requirements of the Certificate of Incorporation, the Bylaws, applicable law and any national securities exchange or other trading facility on which the Series B is listed or traded at the time. Whether the vote or consent of the holders of a plurality, majority or other portion of the shares of Series B and any Voting Preferred Stock has been cast or given on any matter on which the holders of shares of Series B are entitled to vote shall be determined by the Corporation by reference to the specified liquidation amounts of the shares voted or covered by the consent.

Section 9. Record Holders. To the fullest extent permitted by applicable law, the Corporation and the transfer agent for the Series B may deem and treat the record holder of any share of Series B as the true and lawful owner thereof for all purposes, and neither the Corporation nor such transfer agent shall be affected by any notice to the contrary.

Section 10. Notices. All notices or communications in respect of Series B shall be sufficiently given if given in writing and delivered in person or by first class mail, postage prepaid, or if given in such other manner as may be permitted in this Certificate of Designations, in the Certificate of Incorporation or Bylaws or by applicable law.

Section 11. No Preemptive Rights. No share of Series B shall have any rights of preemption whatsoever as to any securities of the Corporation, or any warrants, rights or options issued or granted with respect thereto, regardless of how such securities, or such warrants, rights or options, may be designated, issued or granted.

Section 12. Other Rights. The shares of Series B shall not have any voting powers, preferences or relative, participating, optional or other special rights, or qualifications, limitations or restrictions thereof, other than as set forth herein or in the Certificate of Incorporation or as provided by applicable law.

CERTIFICATE OF DESIGNATIONS
OF
FLOATING RATE NON-CUMULATIVE PREFERRED STOCK, SERIES C
OF
THE GOLDMAN SACHS GROUP, INC.

THE GOLDMAN SACHS GROUP, INC., a corporation organized and existing under the General Corporation Law of the State of Delaware (the “Corporation”), in accordance with the provisions of Sections 103 and 151 thereof, DOES HEREBY CERTIFY:

The Securities Issuance Committee (the “Committee”) of the board of directors of the Corporation (the “Board of Directors”), in accordance with the resolutions of the Board of Directors dated September 16, 2005, the provisions of the amended and restated certificate of incorporation and bylaws of the Corporation and applicable law, by unanimous written consent dated October 25, 2005, adopted the following resolution creating a series of 25,000 shares of Preferred Stock of the Corporation designated as “Floating Rate Non-Cumulative Preferred Stock, Series C”.

RESOLVED, that pursuant to the authority vested in the Committee and in accordance with the resolutions of the Board of Directors dated September 16, 2005, the provisions of the amended and restated certificate of incorporation and bylaws of the Corporation and applicable law, a series of Preferred Stock, par value \$.01 per share, of the Corporation be and hereby is created, and that the designation and number of shares of such series, and the voting and other powers, preferences and relative, participating, optional or other rights, and the qualifications, limitations and restrictions thereof, of the shares of such series, are as follows:

Section 1. Designation. The distinctive serial designation of such series of Preferred Stock is “Floating Rate Non-Cumulative Preferred Stock, Series C” (“Series C”). Each share of Series C shall be identical in all respects to every other share of Series C, except as to the respective dates from which dividends thereon shall accrue, to the extent such dates may differ as permitted pursuant to Section 4(a) below.

Section 2. Number of Shares. The authorized number of shares of Series C shall be 25,000. Shares of Series C that are redeemed, purchased or otherwise acquired by the Corporation, or converted into another series of Preferred Stock, shall be cancelled and shall revert to authorized but unissued shares of Series C.

Section 3. Definitions. As used herein with respect to Series C:

(a) “Board of Directors” means the board of directors of the Corporation.

- (b) “ByLaws” means the amended and restated bylaws of the Corporation, as they may be amended from time to time.
- (c) “Business Day” means a day that is a Monday, Tuesday, Wednesday, Thursday or Friday and is not a day on which banking institutions in New York City generally are authorized or obligated by law, regulation or executive order to close.
- (d) “Calculation Agent” means, at any time, the person or entity appointed by the Corporation and serving as such agent at such time. The Corporation may terminate any such appointment and may appoint a successor agent at any time and from time to time, *provided* that the Corporation shall use its best efforts to ensure that there is, at all relevant times when the Series C is outstanding, a person or entity appointed and serving as such agent. The Calculation Agent may be a person or entity affiliated with the Corporation.
- (e) “Certificate of Designations” means this Certificate of Designations relating to the Series C, as it may be amended from time to time.
- (f) “Certification of Incorporation” shall mean the amended and restated certificate of incorporation of the Corporation, as it may be amended from time to time, and shall include this Certificate of Designations.
- (g) “Common Stock” means the common stock, par value \$0.01 per share, of the Corporation.
- (h) “Junior Stock” means the Common Stock and any other class or series of stock of the Corporation (other than Series C) that ranks junior to Series C either or both as to the payment of dividends and/or as to the distribution of assets on any liquidation, dissolution or winding up of the Corporation.
- (i) “London Business Day” means a day that is a Monday, Tuesday, Wednesday, Thursday or Friday and is a day on which dealings in U.S. dollars are transacted in the London interbank market.
- (j) “Moneyline Telerate Page” means the display on Moneyline Telerate, Inc., or any successor service, on the page or pages specified in Section 4 below or any replacement page or pages on that service.
- (k) “Parity Stock” means any class or series of stock of the Corporation (other than Series C) that ranks equally with Series C both in the payment of dividends and in the distribution of assets on any liquidation, dissolution or winding up of the Corporation.
- (l) “Preferred Stock” means any and all series of Preferred Stock, having a par value of \$0.01 per share, of the Corporation, including the Series C.

(m) “Representative Amount” means, at any time, an amount that, in the Calculation Agent’s judgment, is representative of a single transaction in the relevant market at the relevant time.

(n) “Voting Preferred Stock” means, with regard to any election or removal of a Preferred Stock Director (as defined in Section 8(b) below) or any other matter as to which the holders of Series C are entitled to vote as specified in Section 8 of this Certificate of Designations, any and all series of Preferred Stock (other than Series C) that rank equally with Series C either as to the payment of dividends or as to the distribution of assets upon liquidation, dissolution or winding up of the Corporation and upon which like voting rights have been conferred and are exercisable with respect to such matter.

Section 4. Dividends.

(a) **Rate.** Holders of Series C shall be entitled to receive, when, as and if declared by the Board of Directors or the Committee (or another duly authorized committee of the Board of Directors) out of funds legally available for the payment of dividends under Delaware law, non-cumulative cash dividends at the rate determined as set forth below in this Section (4) applied to the liquidation preference amount of \$25,000 per share of Series C. Such dividends shall be payable quarterly in arrears (as provided below in this Section 4(a)), but only when, as and if declared by the Board of Directors or the Committee (or another duly authorized committee of the Board of Directors), on February 10, May 10, August 10 and November 10 (“Dividend Payment Dates”), commencing on February 10, 2006; *provided* that if any such Dividend Payment Date would otherwise occur on a day that is not a Business Day, such Dividend Payment Date shall instead be (and any dividend payable on Series C on such Dividend Payment Date shall instead be payable on) the immediately succeeding Business Day, unless such immediately succeeding Business Day falls in the next calendar month, in which case such Dividend Payment Date shall instead be (and any such dividend shall instead be payable on) the immediately preceding Business Day. Dividends on Series C shall not be cumulative; holders of Series C shall not be entitled to receive any dividends not declared by the Board of Directors or the Committee (or another duly authorized committee of the Board of Directors) and no interest, or sum of money in lieu of interest, shall be payable in respect of any dividend not so declared.

Dividends that are payable on Series C on any Dividend Payment Date will be payable to holders of record of Series C as they appear on the stock register of the Corporation on the applicable record date, which shall be the 15th calendar day before such Dividend Payment Date or such other record date fixed by the Board of Directors or the Committee (or another duly authorized committee of the Board of Directors) that is not more than 60 nor less than 10 days prior to such Dividend Payment Date (each, a “Dividend Record Date”). Any such day that is a Dividend Record Date shall be a Dividend Record Date whether or not such day is a Business Day.

Each dividend period (a “Dividend Period”) shall commence on and include a Dividend Payment Date (other than the initial Dividend Period, which shall commence

on and include the date of original issue of the Series C, *provided* that, for any share of Series C issued after such original issue date, the initial Dividend Period for such shares may commence on and include such other date as the Board of Directors or the Committee (or another duly authorized committee of the Board of Directors) shall determine and publicly disclose) and shall end on and include the calendar day next preceding the next Dividend Payment Date. Dividends payable on the Series C in respect of any Dividend Period shall be computed by the Calculation Agent on the basis of a 360-day year and the actual number of days elapsed in such Dividend Period. Dividends payable in respect of a Dividend Period shall be payable in arrears – i.e., on the first Dividend Payment Date after such Dividend Period.

The dividend rate on the Series C, for each Dividend Period, shall be a rate per annum equal to the greater of (1) 0.75% above LIBOR (as defined below) for such Dividend Period and (2) 4.00%. LIBOR, with respect to any Dividend Period, means the offered rate expressed as a percentage per annum for three-month deposits in U.S. dollars on the first day of such Dividend Period, as that rate appears on Moneyline Telerate Page 3750 as of 11:00 A.M., London time, on the second London Business Day immediately preceding the first day of such Dividend Period.

If the rate described in the preceding paragraph does not appear on Moneyline Telerate Page 3750, LIBOR shall be determined on the basis of the rates, at approximately 11:00 A.M., London time, on the second London Business Day immediately preceding the first day of such Dividend Period, at which deposits of the following kind are offered to prime banks in the London interbank market by four major banks in that market selected by the Calculation Agent: three-month deposits in U.S. dollars, beginning on the first day of such Dividend Period, and in a Representative Amount. The Calculation Agent shall request the principal London office of each of these banks to provide a quotation of its rate at approximately 11:00 A.M., London time. If at least two quotations are provided, LIBOR for such Dividend Period shall be the arithmetic mean of such quotations.

If fewer than two quotations are provided as described in the preceding paragraph, LIBOR for such Dividend Period shall be the arithmetic mean of the rates for loans of the following kind to leading European banks quoted, at approximately 11:00 A.M. New York City time, on the second London Business Day immediately preceding the first day of such Dividend Period, by three major banks in New York City selected by the Calculation Agent: three-month loans of U.S. dollars, beginning on the first day of such Dividend Period, and in a Representative Amount.

If fewer than three banks selected by the Calculation Agent are quoting as described in the preceding paragraph, LIBOR for such Dividend Period shall be LIBOR in effect for the prior Dividend Period.

The Calculation Agent's determination of any dividend rate, and its calculation of the amount of dividends for any Dividend Period, will be maintained on file at the Corporation's principal offices and will be available to any stockholder upon request and will be final and binding in the absence of manifest error.

Holders of Series C shall not be entitled to any dividends, whether payable in cash, securities or other property, other than dividends (if any) declared and payable on the Series C as specified in this Section 4 (subject to the other provisions of this Certificate of Designations).

(b) **Priority of Dividends.** So long as any share of Series C remains outstanding, no dividend shall be declared or paid on the Common Stock or any other shares of Junior Stock (other than a dividend payable solely in Junior Stock), and no Common Stock or other Junior Stock shall be purchased, redeemed or otherwise acquired for consideration by the Corporation, directly or indirectly (other than as a result of a reclassification of Junior Stock for or into other Junior Stock, or the exchange or conversion of one share of Junior Stock for or into another share of Junior Stock and other than through the use of the proceeds of a substantially contemporaneous sale of Junior Stock) during a Dividend Period, unless the full dividends for the latest completed Dividend Period on all outstanding shares of Series C have been declared and paid (or declared and a sum sufficient for the payment thereof has been set aside). The foregoing provision shall not restrict the ability of Goldman, Sachs & Co., or any other affiliate of the Corporation, to engage in any market-making transactions in Junior Stock in the ordinary course of business.

When dividends are not paid (or declared and a sum sufficient for payment thereof set aside) on any Dividend Payment Date (or, in the case of Parity Stock having dividend payment dates different from the Dividend Payment Dates, on a dividend payment date falling within a Dividend Period) in full upon the Series C and any shares of Parity Stock, all dividends declared on the Series C and all such Parity Stock and payable on such Dividend Payment Date (or, in the case of parity stock having dividend payment dates different from the Dividend Payment Dates, on a dividend payment date falling within the Dividend Period related to such Dividend Payment Date) shall be declared pro rata so that the respective amounts of such dividends shall bear the same ratio to each other as all accrued but unpaid dividends per share on the Series C and all Parity Stock payable on such Dividend Payment Date (or, in the case of Parity Stock having dividend payment dates different from the Dividend Payment Dates, on a dividend payment date falling within the Dividend Period related to such Dividend Payment Date) bear to each other.

Subject to the foregoing, such dividends (payable in cash, securities or other property) as may be determined by the Board of Directors or the Committee (or another duly authorized committee of the Board of Directors) may be declared and paid on any securities, including Common Stock and other Junior Stock, from time to time out of any funds legally available for such payment, and the Series C shall not be entitled to participate in any such dividends.

Section 5. Liquidation Rights.

(a) **Voluntary or Involuntary Liquidation.** In the event of any liquidation, dissolution or winding up of the affairs of the Corporation, whether voluntary or involuntary, holders of Series C shall be entitled to receive, out of the assets of the Corporation or proceeds thereof (whether capital or surplus) available for distribution to

stockholders of the Corporation, and after satisfaction of all liabilities and obligations to creditors of the Corporation, before any distribution of such assets or proceeds is made to or set aside for the holders of Common Stock and any other stock of the Corporation ranking junior to the Series C as to such distribution, in full an amount equal to \$25,000 per share (the “Series C Liquidation Amount”), together with an amount equal to all dividends (if any) that have been declared but not paid prior to the date of payment of such distribution (but without any amount in respect of dividends that have not been declared prior to such payment date).

(b) **Partial Payment.** If in any distribution described in Section 5(a) above the assets of the Corporation or proceeds thereof are not sufficient to pay the Liquidation Preferences (as defined below) in full to all holders of Series C and all holders of any stock of the Corporation ranking equally with the Series C as to such distribution, the amounts paid to the holders of Series C and to the holders of all such other stock shall be paid pro rata in accordance with the respective aggregate Liquidation Preferences of the holders of Series C and the holders of all such other stock. In any such distribution, the “Liquidation Preference” of any holder of stock of the Corporation shall mean the amount otherwise payable to such holder in such distribution (assuming no limitation on the assets of the Corporation available for such distribution), including an amount equal to any declared but unpaid dividends (and, in the case of any holder of stock other than Series C and on which dividends accrue on a cumulative basis, an amount equal to any unpaid, accrued, cumulative dividends, whether or not declared, as applicable).

(c) **Residual Distributions.** If the Liquidation Preference has been paid in full to all holders of Series C, the holders of other stock of the Corporation shall be entitled to receive all remaining assets of the Corporation (or proceeds thereof) according to their respective rights and preferences.

(d) **Merger, Consolidation and Sale of Assets Not Liquidation.** For purposes of this Section 5, the merger or consolidation of the Corporation with any other corporation or other entity, including a merger or consolidation in which the holders of Series C receive cash, securities or other property for their shares, or the sale, lease or exchange (for cash, securities or other property) of all or substantially all of the assets of the Corporation, shall not constitute a liquidation, dissolution or winding up of the Corporation.

Section 6. Redemption.

(a) **Optional Redemption.** The Series C may not be redeemed by the Corporation prior to October 31, 2010. On or after October 31, 2010, the Corporation, at its option, may redeem, in whole at any time or in part from time to time, the shares of Series C at the time outstanding, upon notice given as provided in Section 6(c) below, at a redemption price equal to \$25,000 per share, together (except as otherwise provided herein below) with an amount equal to any dividends that have been declared but not paid prior to the redemption date (but with no amount in respect of any dividends that have not been declared prior to such date). The redemption price for any shares of Series C shall be payable on the redemption date to the holder of such shares against surrender of the

certificate(s) evidencing such shares to the Corporation or its agent. Any declared but unpaid dividends payable on a redemption date that occurs subsequent to the Dividend Record Date for a Dividend Period shall not be paid to the holder entitled to receive the redemption price on the redemption date, but rather shall be paid to the holder of record of the redeemed shares on such Dividend Record Date relating to the Dividend Payment Date as provided in Section 4 above.

(b) **No Sinking Fund.** The Series C will not be subject to any mandatory redemption, sinking fund or other similar provisions. Holders of Series C will have no right to require redemption of any shares of Series C.

(c) **Notice of Redemption.** Notice of every redemption of shares of Series C shall be given by first class mail, postage prepaid, addressed to the holders of record of the shares to be redeemed at their respective last addresses appearing on the books of the Corporation. Such mailing shall be at least 30 days and not more than 60 days before the date fixed for redemption. Any notice mailed as provided in this Subsection shall be conclusively presumed to have been duly given, whether or not the holder receives such notice, but failure duly to give such notice by mail, or any defect in such notice or in the mailing thereof, to any holder of shares of Series C designated for redemption shall not affect the validity of the proceedings for the redemption of any other shares of Series C. Notwithstanding the foregoing, if the Series C or any depository shares representing interests in the Series C are issued in book-entry form through The Depository Trust Company or any other similar facility, notice of redemption may be given to the holders of Series C at such time and in any manner permitted by such facility. Each such notice given to a holder shall state: (1) the redemption date; (2) the number of shares of Series C to be redeemed and, if less than all the shares held by such holder are to be redeemed, the number of such shares to be redeemed from such holder; (3) the redemption price; and (4) the place or places where certificates for such shares are to be surrendered for payment of the redemption price.

(d) **Partial Redemption.** In case of any redemption of only part of the shares of Series C at the time outstanding, the shares to be redeemed shall be selected either pro rata or in such other manner as the Corporation may determine to be fair and equitable. Subject to the provisions hereof, the Corporation shall have full power and authority to prescribe the terms and conditions upon which shares of Series C shall be redeemed from time to time. If fewer than all the shares represented by any certificate are redeemed, a new certificate shall be issued representing the unredeemed shares without charge to the holder thereof.

(e) **Effectiveness of Redemption.** If notice of redemption has been duly given and if on or before the redemption date specified in the notice all funds necessary for the redemption have been set aside by the Corporation, separate and apart from its other funds, in trust for the pro rata benefit of the holders of the shares called for redemption, so as to be and continue to be available therefor, then, notwithstanding that any certificate for any share so called for redemption has not been surrendered for cancellation, on and after the redemption date dividends shall cease to accrue on all shares so called for redemption, all shares so called for redemption shall no longer be deemed

outstanding and all rights with respect to such shares shall forthwith on such redemption date cease and terminate, except only the right of the holders thereof to receive the amount payable on such redemption, without interest. Any funds unclaimed at the end of three years from the redemption date shall, to the extent permitted by law, be released to the Corporation, after which time the holders of the shares so called for redemption shall look only to the Corporation for payment of the redemption price of such shares.

Section 7. Conversion Upon Regulatory Changes. If both (i) and (ii) below occur:

(i) after the date of the issuance of the Series C, the Corporation (by election or otherwise) becomes subject to any law, rule, regulation or guidance (together, "Regulations") relating to its capital adequacy, which Regulation (x) modifies the existing requirements for treatment as Allowable Capital (as defined under the Securities and Exchange Commission rules relating to consolidated supervised entities as in effect from time to time), (y) provides for a type or level of capital characterized as "Tier 1" or its equivalent pursuant to Regulations of any governmental agency, authority or other body having regulatory jurisdiction over the Corporation (or any of its subsidiaries or consolidated affiliates) and implementing the capital standards published by the Basel Committee on Banking Supervision, the Securities and Exchange Commission, the Board of Governors of the Federal Reserve System or any other United States national governmental agency, authority or other body, or any other applicable regime based on capital standards published by the Basel Committee on Banking Supervision or its successor, or (z) provides for a type or level of capital that in the judgment of the Corporation (after consultation with legal counsel of recognized standing) is substantially equivalent to such "Tier 1" capital (such capital described in either (y) or (z) above is referred to below as "Tier 1 Capital Equivalent"), and

(ii) the Corporation affirmatively elects to qualify the Series C for treatment as Allowable Capital or Tier 1 Capital Equivalent without any sublimit or other quantitative restriction on the inclusion of the Series C in Allowable Capital or Tier 1 Capital Equivalent (other than any limitation the Corporation elects to accept and any limitation requiring that common equity or a specified form of common equity constitute the dominant form of Allowable Capital or Tier 1 Capital Equivalent) under such Regulations,

then, upon such affirmative election, the Series C shall be convertible at the Corporation's option into a new series of Preferred Stock having terms and provisions substantially identical to those of the Series C, except that such new series may have such additional or modified rights, preferences, privileges and voting powers, and limitations and restrictions thereof, as are necessary in the judgment of the Board of Directors or the Committee (or another duly authorized committee of the Board of Directors) (after consultation with legal counsel of recognized standing) to comply with the Required Unrestricted Capital Provisions (as defined below), *provided* that the Corporation will not cause any such conversion unless the Board of Directors or the Committee (or another duly authorized committee of the Board of Directors) determines that the rights, preferences, privileges and

voting powers, and the qualifications, limitations and restrictions thereof, of such new series of Preferred Stock, taken as a whole, are not materially less favorable to the holders thereof than the rights, preferences, privileges and voting powers, and the qualifications, limitations and restrictions thereof, of the Series C, taken as a whole.

As used above, the term “Required Unrestricted Capital Provisions” means such terms and provisions as are, in the judgment of the Corporation (after consultation with counsel of recognized standing), required for preferred stock to be treated as Allowable Capital or Tier 1 Capital Equivalent, as applicable, without any sublimit or other quantitative restriction on the inclusion of such preferred stock in Allowable Capital or Tier 1 Capital Equivalent, as applicable (other than any limitation the Corporation elects to accept and any limitation requiring that common equity or a specified form of common equity constitute the dominant form of Allowable Capital or Tier 1 Capital Equivalent) pursuant to the applicable Regulations.

The Corporation shall provide notice to the holders of Series C of any election to qualify the Series C for Allowable Capital or Tier 1 Capital Equivalent treatment and of any determination to convert the Series C into a new series of Preferred Stock pursuant to the terms of this Section 7, promptly upon the effectiveness of any such election or determination. A copy of such notice and of the relevant Regulations shall be maintained on file at the principal offices of the Corporation and, upon request, will be made available to any stockholder of the Corporation. Any conversion of the Series C pursuant to this Section 7 shall be effected pursuant to such procedures as the Corporation may determine and publicly disclose.

Except as specified in this Section 7, holders of Series C shares shall have no right to exchange or convert such shares into any other securities.

Section 8. Voting Rights.

(a) **General.** The holders of Series C shall not have any voting rights except as set forth below or as otherwise from to time required by law.

(b) **Right To Elect Two Directors Upon Nonpayment Events.** If and whenever dividends on any shares of Series C shall not have been declared and paid for at least six Dividend Periods, whether or not consecutive (a “Nonpayment Event”), the number of directors then constituting the Board of Directors shall automatically be increased by two and the holders of Series C, together with the holders of any outstanding shares of Voting Preferred Stock, voting together as a single class, shall be entitled to elect the two additional directors (the “Preferred Stock Directors”), *provided* that it shall be a qualification for election for any such Preferred Stock Director that the election of such director shall not cause the Corporation to violate the corporate governance requirement of the New York Stock Exchange (or any other securities exchange or other trading facility on which securities of the Corporation may then be listed or traded) that listed or traded companies must have a majority of independent directors and *provided further* that the Board of Directors shall at no time include more than two Preferred Stock Directors (including, for purposes of this limitation, all directors that the holders of any series of Voting Preferred Stock are entitled to elect pursuant to like voting rights).

In the event that the holders of the Series C, and such other holders of Voting Preferred Stock, shall be entitled to vote for the election of the Preferred Stock Directors following a Nonpayment Event, such directors shall be initially elected following such Nonpayment Event only at a special meeting called at the request of the holders of record of at least 20% of the Series C or of any other series of Voting Preferred Stock then outstanding (unless such request for a special meeting is received less than 90 days before the date fixed for the next annual or special meeting of the stockholders of the Corporation, in which event such election shall be held only at such next annual or special meeting of stockholders), and at each subsequent annual meeting of stockholders of the Corporation. Such request to call a special meeting for the initial election of the Preferred Stock Directors after a Nonpayment Event shall be made by written notice, signed by the requisite holders of Series C or Voting Preferred Stock, and delivered to the Secretary of the Corporation in such manner as provided for in Section 10 below, or as may otherwise be required by law.

When dividends have been paid (or declared and a sum sufficient for payment thereof set aside) in full on the Series C for at least four Dividend Periods (whether or not consecutive) after a Nonpayment Event, then the right of the holders of Series C to elect the Preferred Stock Directors shall cease (but subject always to revesting of such voting rights in the case of any future Nonpayment Event), and, if and when any rights of holders of Series C and Voting Preferred Stock to elect the Preferred Stock Directors shall have ceased, the terms of office of all the Preferred Stock Directors shall forthwith terminate and the number of directors constituting the Board of Directors shall automatically be reduced accordingly.

Any Preferred Stock Director may be removed at any time without cause by the holders of record of a majority of the outstanding shares of the Series C and Voting Preferred Stock, when they have the voting rights described above (voting together as a single class). So long as a Nonpayment Event shall continue, any vacancy in the office of a Preferred Stock Director (other than prior to the initial election of Preferred Stock Directors after a Nonpayment Event) may be filled by the written consent of the Preferred Stock Director remaining in office, or if none remains in office, by a vote of the holders of record of a majority of the outstanding shares of the Series C and all Voting Preferred Stock, when they have the voting rights described above (voting together as a single class). Any such vote of stockholders to remove, or to fill a vacancy in the office of, a Preferred Stock Director may be taken only at a special meeting of such stockholders, called as provided above for an initial election of Preferred Stock Director after a Nonpayment Event (unless such request is received less than 90 days before the date fixed for the next annual or special meeting of the stockholders, in which event such election shall be held at such next annual or special meeting of stockholders). The Preferred Stock Directors shall each be entitled to one vote per director on any matter that shall come before the Board of Directors for a vote. Each Preferred Stock Director elected at any special meeting of stockholders or by written consent of the other Preferred Stock Director shall hold office until the next annual meeting of the stockholders if such office shall not have previously terminated as above provided.

(c) **Other Voting Rights.** So long as any shares of Series C are outstanding, in addition to any other vote or consent of stockholders required by law or by the Certificate of Incorporation, the vote or consent of the holders of at least 66²/₃% of the shares of Series C and any Voting Preferred Stock at the time outstanding and entitled to vote thereon, voting together as a single class, given in person or by proxy, either in writing without a meeting or by vote at any meeting called for the purpose, shall be necessary for effecting or validating:

(i) **Authorization of Senior Stock.** Any amendment or alteration of the Certificate of Incorporation to authorize or create, or increase the authorized amount of, any shares of any class or series of capital stock of the Corporation ranking senior to the Series C with respect to either or both the payment of dividends and/or the distribution of assets on any liquidation, dissolution or winding up of the Corporation;

(ii) **Amendment of Series C.** Any amendment, alteration or repeal of any provision of the Certificate of Incorporation so as to materially and adversely affect the special rights, preferences, privileges or voting powers of the Series C, taken as a whole; or

(iii) **Share Exchanges, Reclassifications, Mergers and Consolidations.** Any consummation of a binding share exchange or reclassification involving the Series C, or of a merger or consolidation of the Corporation with another corporation or other entity, unless in each case (x) the shares of Series C remain outstanding or, in the case of any such merger or consolidation with respect to which the Corporation is not the surviving or resulting entity, are converted into or exchanged for preference securities of the surviving or resulting entity or its ultimate parent, and (y) such shares remaining outstanding or such preference securities, as the case may be, have such rights, preferences, privileges and voting powers, and limitations and restrictions thereof, taken as a whole, as are not materially less favorable to the holders thereof than the rights, preferences, privileges and voting powers, and limitations and restrictions thereof, of the Series C immediately prior to such consummation, taken as a whole;

provided, however, that for all purposes of this Section 8(c), any increase in the amount of the authorized or issued Series C or authorized Preferred Stock, or the creation and issuance, or an increase in the authorized or issued amount, of any other series of Preferred Stock ranking equally with and/or junior to the Series C with respect to the payment of dividends (whether such dividends are cumulative or non-cumulative) and/or the distribution of assets upon liquidation, dissolution or winding up of the Corporation will not be deemed to adversely affect the rights, preferences, privileges or voting powers of the Series C. In addition, any conversion of the Series C pursuant to Section 7 above shall not be deemed to adversely affect the rights, preferences, privileges and voting powers of the Series C.

If any amendment, alteration, repeal, share exchange, reclassification, merger or consolidation specified in this Section 7(c) would adversely affect the Series C and one or more but not all other series of Preferred Stock, then only the Series C and such

series of Preferred Stock as are adversely affected by and entitled to vote on the matter shall vote on the matter together as a single class (in lieu of all other series of Preferred Stock).

(d) **Changes for Clarification.** Without the consent of the holders of the Series C, so long as such action does not adversely affect the rights, preferences, privileges and voting powers, and limitations and restrictions thereof, of the Series C, the Corporation may amend, alter, supplement or repeal any terms of the Series C:

(i) to cure any ambiguity, or to cure, correct or supplement any provision contained in this Certificate of Designations that may be defective or inconsistent; or

(ii) to make any provision with respect to matters or questions arising with respect to the Series C that is not inconsistent with the provisions of this Certificate of Designations.

(e) **Changes after Provision for Redemption.** No vote or consent of the holders of Series C shall be required pursuant to Section 8(b), (c) or (d) above if, at or prior to the time when any such vote or consent would otherwise be required pursuant to such Section, all outstanding shares of Series C shall have been redeemed, or shall have been called for redemption upon proper notice and sufficient funds shall have been set aside for such redemption, in each case pursuant to Section 6 above.

(f) **Procedures for Voting and Consents.** The rules and procedures for calling and conducting any meeting of the holders of Series C (including, without limitation, the fixing of a record date in connection therewith), the solicitation and use of proxies at such a meeting, the obtaining of written consents and any other aspect or matter with regard to such a meeting or such consents shall be governed by any rules the Board of Directors or the Committee (or another duly authorized committee of the Board of Directors), in its discretion, may adopt from time to time, which rules and procedures shall conform to the requirements of the Certificate of Incorporation, the Bylaws, applicable law and any national securities exchange or other trading facility on which the Series C is listed or traded at the time. Whether the vote or consent of the holders of a plurality, majority or other portion of the shares of Series C and any Voting Preferred Stock has been cast or given on any matter on which the holders of shares of Series C are entitled to vote shall be determined by the Corporation by reference to the specified liquidation amounts of the shares voted or covered by the consent.

Section 9. Record Holders. To the fullest extent permitted by applicable law, the Corporation and the transfer agent for the Series C may deem and treat the record holder of any share of Series C as the true and lawful owner thereof for all purposes, and neither the Corporation nor such transfer agent shall be affected by any notice to the contrary.

Section 10. Notices. All notices or communications in respect of Series C shall be sufficiently given if given in writing and delivered in person or by first class mail, postage prepaid, or if given in such other manner as may be permitted in this Certificate of Designations, in the Certificate of Incorporation or Bylaws or by applicable law.

Section 11. No Preemptive Rights. No share of Series C shall have any rights of preemption whatsoever as to any securities of the Corporation, or any warrants, rights or options issued or granted with respect thereto, regardless of how such securities, or such warrants, rights or options, may be designated, issued or granted.

Section 12. Other Rights. The shares of Series C shall not have any voting powers, preferences or relative, participating, optional or other special rights, or qualifications, limitations or restrictions thereof, other than as set forth herein or in the Certificate of Incorporation or as provided by applicable law.

CERTIFICATE OF DESIGNATIONS
OF
FLOATING RATE NON-CUMULATIVE PREFERRED STOCK, SERIES D
OF
THE GOLDMAN SACHS GROUP, INC.

THE GOLDMAN SACHS GROUP, INC., a corporation organized and existing under the General Corporation Law of the State of Delaware (the “Corporation”), in accordance with the provisions of Sections 103 and 151 thereof, DOES HEREBY CERTIFY:

The Securities Issuance Committee (the “Committee”) of the board of directors of the Corporation (the “Board of Directors”), in accordance with the resolutions of the Board of Directors dated September 16, 2005, the provisions of the restated certificate of incorporation and the amended and restated bylaws of the Corporation and applicable law, by unanimous written consent dated May 16, 2005, adopted the following resolution creating a series of 60,000 shares of Preferred Stock of the Corporation designated as “Floating Rate Non-Cumulative Preferred Stock, Series D”.

RESOLVED, that pursuant to the authority vested in the Committee and in accordance with the resolutions of the Board of Directors dated September 16, 2005, the provisions of the restated certificate of incorporation and the amended and restated bylaws of the Corporation and applicable law, a series of Preferred Stock, par value \$.01 per share, of the Corporation be and hereby is created, and that the designation and number of shares of such series, and the voting and other powers, preferences and relative, participating, optional or other rights, and the qualifications, limitations and restrictions thereof, of the shares of such series, are as follows:

Section 1. Designation. The distinctive serial designation of such series of Preferred Stock is “Floating Rate Non-Cumulative Preferred Stock, Series D” (“Series D”). Each share of Series D shall be identical in all respects to every other share of Series D, except as to the respective dates from which dividends thereon shall accrue, to the extent such dates may differ as permitted pursuant to Section 4(a) below.

Section 2. Number of Shares. The authorized number of shares of Series D shall be 60,000. Shares of Series D that are redeemed, purchased or otherwise acquired by the Corporation, or converted into another series of Preferred Stock, shall be cancelled and shall revert to authorized but unissued shares of Series D.

Section 3. Definitions. As used herein with respect to Series D:

(a) “Board of Directors” means the board of directors of the Corporation.

(b) “ByLaws” means the amended and restated bylaws of the Corporation, as they may be amended from time to time.

(c) “Business Day” means a day that is a Monday, Tuesday, Wednesday, Thursday or Friday and is not a day on which banking institutions in New York City generally are authorized or obligated by law, regulation or executive order to close.

(d) “Calculation Agent” means, at any time, the person or entity appointed by the Corporation and serving as such agent at such time. The Corporation may terminate any such appointment and may appoint a successor agent at any time and from time to time, *provided* that the Corporation shall use its best efforts to ensure that there is, at all relevant times when the Series D is outstanding, a person or entity appointed and serving as such agent. The Calculation Agent may be a person or entity affiliated with the Corporation.

(e) “Certificate of Designations” means this Certificate of Designations relating to the Series D, as it may be amended from time to time.

(f) “Certification of Incorporation” shall mean the restated certificate of incorporation of the Corporation, as it may be amended from time to time, and shall include this Certificate of Designations.

(g) “Common Stock” means the common stock, par value \$0.01 per share, of the Corporation.

(h) “Junior Stock” means the Common Stock and any other class or series of stock of the Corporation (other than Series D) that ranks junior to Series D either or both as to the payment of dividends and/or as to the distribution of assets on any liquidation, dissolution or winding up of the Corporation.

(i) “London Business Day” means a day that is a Monday, Tuesday, Wednesday, Thursday or Friday and is a day on which dealings in U.S. dollars are transacted in the London interbank market.

(j) “Moneyline Telerate Page” means the display on Moneyline Telerate, Inc., or any successor service, on the page or pages specified in Section 4 below or any replacement page or pages on that service.

(k) “Parity Stock” means any class or series of stock of the Corporation (other than Series D) that ranks equally with Series D both in the payment of dividends and in the distribution of assets on any liquidation, dissolution or winding up of the Corporation.

(l) “Preferred Stock” means any and all series of Preferred Stock, having a par value of \$0.01 per share, of the Corporation, including the Series D.

(m) “Representative Amount” means, at any time, an amount that, in the Calculation Agent’s judgment, is representative of a single transaction in the relevant market at the relevant time.

(n) “Voting Preferred Stock” means, with regard to any election or removal of a Preferred Stock Director (as defined in Section 8(b) below) or any other matter as to which the holders of Series D are entitled to vote as specified in Section 8 of this Certificate of Designations, any and all series of Preferred Stock (other than Series D) that rank equally with Series D either as to the payment of dividends or as to the distribution of assets upon liquidation, dissolution or winding up of the Corporation and upon which like voting rights have been conferred and are exercisable with respect to such matter.

Section 4. Dividends.

(a) **Rate.** Holders of Series D shall be entitled to receive, when, as and if declared by the Board of Directors or the Committee (or another duly authorized committee of the Board of Directors) out of funds legally available for the payment of dividends under Delaware law, non-cumulative cash dividends at the rate determined as set forth below in this Section (4) applied to the liquidation preference amount of \$25,000 per share of Series D. Such dividends shall be payable quarterly in arrears (as provided below in this Section 4(a)), but only when, as and if declared by the Board of Directors or the Committee (or another duly authorized committee of the Board of Directors), on February 10, May 10, August 10 and November 10 (“Dividend Payment Dates”), commencing on August 10, 2006; *provided* that if any such Dividend Payment Date would otherwise occur on a day that is not a Business Day, such Dividend Payment Date shall instead be (and any dividend payable on Series D on such Dividend Payment Date shall instead be payable on) the immediately succeeding Business Day, unless such immediately succeeding Business Day falls in the next calendar month, in which case such Dividend Payment Date shall instead be (and any such dividend shall instead be payable on) the immediately preceding Business Day. Dividends on Series D shall not be cumulative; holders of Series D shall not be entitled to receive any dividends not declared by the Board of Directors or the Committee (or another duly authorized committee of the Board of Directors) and no interest, or sum of money in lieu of interest, shall be payable in respect of any dividend not so declared.

Dividends that are payable on Series D on any Dividend Payment Date will be payable to holders of record of Series D as they appear on the stock register of the Corporation on the applicable record date, which shall be the 15th calendar day before such Dividend Payment Date or such other record date fixed by the Board of Directors or the Committee (or another duly authorized committee of the Board of Directors) that is not more than 60 nor less than 10 days prior to such Dividend Payment Date (each, a “Dividend Record Date”). Any such day that is a Dividend Record Date shall be a Dividend Record Date whether or not such day is a Business Day.

Each dividend period (a “Dividend Period”) shall commence on and include a Dividend Payment Date (other than the initial Dividend Period, which shall commence

on and include the date of original issue of the Series D, *provided* that, for any share of Series D issued after such original issue date, the initial Dividend Period for such shares may commence on and include such other date as the Board of Directors or the Committee (or another duly authorized committee of the Board of Directors) shall determine and publicly disclose) and shall end on and include the calendar day next preceding the next Dividend Payment Date. Dividends payable on the Series D in respect of any Dividend Period shall be computed by the Calculation Agent on the basis of a 360-day year and the actual number of days elapsed in such Dividend Period. Dividends payable in respect of a Dividend Period shall be payable in arrears – i.e., on the first Dividend Payment Date after such Dividend Period.

The dividend rate on the Series D, for each Dividend Period, shall be a rate per annum equal to the greater of (1) 0.67% above LIBOR (as defined below) for such Dividend Period and (2) 4.00%. LIBOR, with respect to any Dividend Period, means the offered rate expressed as a percentage per annum for three-month deposits in U.S. dollars on the first day of such Dividend Period, as that rate appears on Moneyline Telerate Page 3750 (or any successor or replacement page) as of 11:00 A.M., London time, on the second London Business Day immediately preceding the first day of such Dividend Period.

If the rate described in the preceding paragraph does not appear on Moneyline Telerate Page 3750 (or any successor or replacement page), LIBOR shall be determined on the basis of the rates, at approximately 11:00 A.M., London time, on the second London Business Day immediately preceding the first day of such Dividend Period, at which deposits of the following kind are offered to prime banks in the London interbank market by four major banks in that market selected by the Calculation Agent: three-month deposits in U.S. dollars, beginning on the first day of such Dividend Period, and in a Representative Amount. The Calculation Agent shall request the principal London office of each of these banks to provide a quotation of its rate at approximately 11:00 A.M., London time. If at least two quotations are provided, LIBOR for such Dividend Period shall be the arithmetic mean of such quotations.

If fewer than two quotations are provided as described in the preceding paragraph, LIBOR for such Dividend Period shall be the arithmetic mean of the rates for loans of the following kind to leading European banks quoted, at approximately 11:00 A.M. New York City time, on the second London Business Day immediately preceding the first day of such Dividend Period, by three major banks in New York City selected by the Calculation Agent: three-month loans of U.S. dollars, beginning on the first day of such Dividend Period, and in a Representative Amount.

If fewer than three banks selected by the Calculation Agent are quoting as described in the preceding paragraph, LIBOR for such Dividend Period shall be LIBOR in effect for the prior Dividend Period.

The Calculation Agent's determination of any dividend rate, and its calculation of the amount of dividends for any Dividend Period, will be maintained on file at the Corporation's principal offices and will be available to any stockholder upon request and will be final and binding in the absence of manifest error.

Holders of Series D shall not be entitled to any dividends, whether payable in cash, securities or other property, other than dividends (if any) declared and payable on the Series D as specified in this Section 4 (subject to the other provisions of this Certificate of Designations).

(b) **Priority of Dividends.** So long as any share of Series D remains outstanding, no dividend shall be declared or paid on the Common Stock or any other shares of Junior Stock (other than a dividend payable solely in Junior Stock), and no Common Stock or other Junior Stock shall be purchased, redeemed or otherwise acquired for consideration by the Corporation, directly or indirectly (other than as a result of a reclassification of Junior Stock for or into other Junior Stock, or the exchange or conversion of one share of Junior Stock for or into another share of Junior Stock and other than through the use of the proceeds of a substantially contemporaneous sale of Junior Stock) during a Dividend Period, unless the full dividends for the latest completed Dividend Period on all outstanding shares of Series D have been declared and paid (or declared and a sum sufficient for the payment thereof has been set aside). The foregoing provision shall not restrict the ability of Goldman, Sachs & Co., or any other affiliate of the Corporation, to engage in any market-making transactions in Junior Stock in the ordinary course of business.

When dividends are not paid (or declared and a sum sufficient for payment thereof set aside) on any Dividend Payment Date (or, in the case of Parity Stock having dividend payment dates different from the Dividend Payment Dates, on a dividend payment date falling within a Dividend Period) in full upon the Series D and any shares of Parity Stock, all dividends declared on the Series D and all such Parity Stock and payable on such Dividend Payment Date (or, in the case of parity stock having dividend payment dates different from the Dividend Payment Dates, on a dividend payment date falling within the Dividend Period related to such Dividend Payment Date) shall be declared pro rata so that the respective amounts of such dividends shall bear the same ratio to each other as all accrued but unpaid dividends per share on the Series D and all Parity Stock payable on such Dividend Payment Date (or, in the case of Parity Stock having dividend payment dates different from the Dividend Payment Dates, on a dividend payment date falling within the Dividend Period related to such Dividend Payment Date) bear to each other.

Subject to the foregoing, such dividends (payable in cash, securities or other property) as may be determined by the Board of Directors or the Committee (or another duly authorized committee of the Board of Directors) may be declared and paid on any securities, including Common Stock and other Junior Stock, from time to time out of any funds legally available for such payment, and the Series D shall not be entitled to participate in any such dividends.

Section 5. Liquidation Rights.

(a) **Voluntary or Involuntary Liquidation.** In the event of any liquidation, dissolution or winding up of the affairs of the Corporation, whether voluntary or involuntary, holders of Series D shall be entitled to receive, out of the assets of the Corporation or proceeds thereof (whether capital or surplus) available for distribution to

stockholders of the Corporation, and after satisfaction of all liabilities and obligations to creditors of the Corporation, before any distribution of such assets or proceeds is made to or set aside for the holders of Common Stock and any other stock of the Corporation ranking junior to the Series D as to such distribution, in full an amount equal to \$25,000 per share (the "Series D Liquidation Amount"), together with an amount equal to all dividends (if any) that have been declared but not paid prior to the date of payment of such distribution (but without any amount in respect of dividends that have not been declared prior to such payment date).

(b) **Partial Payment.** If in any distribution described in Section 5(a) above the assets of the Corporation or proceeds thereof are not sufficient to pay the Liquidation Preferences (as defined below) in full to all holders of Series D and all holders of any stock of the Corporation ranking equally with the Series D as to such distribution, the amounts paid to the holders of Series D and to the holders of all such other stock shall be paid pro rata in accordance with the respective aggregate Liquidation Preferences of the holders of Series D and the holders of all such other stock. In any such distribution, the "Liquidation Preference" of any holder of stock of the Corporation shall mean the amount otherwise payable to such holder in such distribution (assuming no limitation on the assets of the Corporation available for such distribution), including an amount equal to any declared but unpaid dividends (and, in the case of any holder of stock other than Series D and on which dividends accrue on a cumulative basis, an amount equal to any unpaid, accrued, cumulative dividends, whether or not declared, as applicable).

(c) **Residual Distributions.** If the Liquidation Preference has been paid in full to all holders of Series D, the holders of other stock of the Corporation shall be entitled to receive all remaining assets of the Corporation (or proceeds thereof) according to their respective rights and preferences.

(d) **Merger, Consolidation and Sale of Assets Not Liquidation.** For purposes of this Section 5, the merger or consolidation of the Corporation with any other corporation or other entity, including a merger or consolidation in which the holders of Series D receive cash, securities or other property for their shares, or the sale, lease or exchange (for cash, securities or other property) of all or substantially all of the assets of the Corporation, shall not constitute a liquidation, dissolution or winding up of the Corporation.

Section 6. Redemption.

(a) **Optional Redemption.** The Series D may not be redeemed by the Corporation prior to May 24, 2011. On or after May 24, 2011, the Corporation, at its option, may redeem, in whole at any time or in part from time to time, the shares of Series D at the time outstanding, upon notice given as provided in Section 6(c) below, at a redemption price equal to \$25,000 per share, together (except as otherwise provided hereinbelow) with an amount equal to any dividends that have been declared but not paid prior to the redemption date (but with no amount in respect of any dividends that have not been declared prior to such date). The redemption price for any shares of Series D shall be payable on the redemption date to the holder of such shares against surrender of the

certificate(s) evidencing such shares to the Corporation or its agent. Any declared but unpaid dividends payable on a redemption date that occurs subsequent to the Dividend Record Date for a Dividend Period shall not be paid to the holder entitled to receive the redemption price on the redemption date, but rather shall be paid to the holder of record of the redeemed shares on such Dividend Record Date relating to the Dividend Payment Date as provided in Section 4 above.

(b) **No Sinking Fund.** The Series D will not be subject to any mandatory redemption, sinking fund or other similar provisions. Holders of Series D will have no right to require redemption of any shares of Series D.

(c) **Notice of Redemption.** Notice of every redemption of shares of Series D shall be given by first class mail, postage prepaid, addressed to the holders of record of the shares to be redeemed at their respective last addresses appearing on the books of the Corporation. Such mailing shall be at least 30 days and not more than 60 days before the date fixed for redemption. Any notice mailed as provided in this Subsection shall be conclusively presumed to have been duly given, whether or not the holder receives such notice, but failure duly to give such notice by mail, or any defect in such notice or in the mailing thereof, to any holder of shares of Series D designated for redemption shall not affect the validity of the proceedings for the redemption of any other shares of Series D. Notwithstanding the foregoing, if the Series D or any depository shares representing interests in the Series D are issued in book-entry form through The Depository Trust Company or any other similar facility, notice of redemption may be given to the holders of Series D at such time and in any manner permitted by such facility. Each such notice given to a holder shall state: (1) the redemption date; (2) the number of shares of Series D to be redeemed and, if less than all the shares held by such holder are to be redeemed, the number of such shares to be redeemed from such holder; (3) the redemption price; and (4) the place or places where certificates for such shares are to be surrendered for payment of the redemption price.

(d) **Partial Redemption.** In case of any redemption of only part of the shares of Series D at the time outstanding, the shares to be redeemed shall be selected either pro rata or in such other manner as the Corporation may determine to be fair and equitable. Subject to the provisions hereof, the Corporation shall have full power and authority to prescribe the terms and conditions upon which shares of Series D shall be redeemed from time to time. If fewer than all the shares represented by any certificate are redeemed, a new certificate shall be issued representing the unredeemed shares without charge to the holder thereof.

(e) **Effectiveness of Redemption.** If notice of redemption has been duly given and if on or before the redemption date specified in the notice all funds necessary for the redemption have been set aside by the Corporation, separate and apart from its other funds, in trust for the pro rata benefit of the holders of the shares called for redemption, so as to be and continue to be available therefor, then, notwithstanding that any certificate for any share so called for redemption has not been surrendered for cancellation, on and after the redemption date dividends shall cease to accrue on all shares so called for redemption, all shares so called for redemption shall no longer be deemed

outstanding and all rights with respect to such shares shall forthwith on such redemption date cease and terminate, except only the right of the holders thereof to receive the amount payable on such redemption, without interest. Any funds unclaimed at the end of three years from the redemption date shall, to the extent permitted by law, be released to the Corporation, after which time the holders of the shares so called for redemption shall look only to the Corporation for payment of the redemption price of such shares.

Section 7. Conversion Upon Regulatory Changes. If both (i) and (ii) below occur:

(i) after the date of the issuance of the Series D, the Corporation (by election or otherwise) becomes subject to any law, rule, regulation or guidance (together, “Regulations”) relating to its capital adequacy, which Regulation (x) modifies the existing requirements for treatment as Allowable Capital (as defined under the Securities and Exchange Commission rules relating to consolidated supervised entities as in effect from time to time), (y) provides for a type or level of capital characterized as “Tier 1” or its equivalent pursuant to Regulations of any governmental agency, authority or other body having regulatory jurisdiction over the Corporation (or any of its subsidiaries or consolidated affiliates) and implementing the capital standards published by the Basel Committee on Banking Supervision, the Securities and Exchange Commission, the Board of Governors of the Federal Reserve System or any other United States national governmental agency, authority or other body, or any other applicable regime based on capital standards published by the Basel Committee on Banking Supervision or its successor, or (z) provides for a type or level of capital that in the judgment of the Corporation (after consultation with legal counsel of recognized standing) is substantially equivalent to such “Tier 1” capital (such capital described in either (y) or (z) above is referred to below as “Tier 1 Capital Equivalent”), and

(ii) the Corporation affirmatively elects to qualify the Series D for treatment as Allowable Capital or Tier 1 Capital Equivalent without any sublimit or other quantitative restriction on the inclusion of the Series D in Allowable Capital or Tier 1 Capital Equivalent (other than any limitation the Corporation elects to accept and any limitation requiring that common equity or a specified form of common equity constitute the dominant form of Allowable Capital or Tier 1 Capital Equivalent) under such Regulations,

then, upon such affirmative election, the Series D shall be convertible at the Corporation’s option into a new series of Preferred Stock having terms and provisions substantially identical to those of the Series D, except that such new series may have such additional or modified rights, preferences, privileges and voting powers, and limitations and restrictions thereof, as are necessary in the judgment of the Board of Directors or the Committee (or another duly authorized committee of the Board of Directors) (after consultation with legal counsel of recognized standing) to comply with the Required Unrestricted Capital Provisions (as defined below), *provided* that the Corporation will not cause any such conversion unless the Board of Directors or the Committee (or another duly authorized committee of the Board of Directors) determines that the rights, preferences, privileges and

voting powers, and the qualifications, limitations and restrictions thereof, of such new series of Preferred Stock, taken as a whole, are not materially less favorable to the holders thereof than the rights, preferences, privileges and voting powers, and the qualifications, limitations and restrictions thereof, of the Series D, taken as a whole.

As used above, the term “Required Unrestricted Capital Provisions” means such terms and provisions as are, in the judgment of the Corporation (after consultation with counsel of recognized standing), required for preferred stock to be treated as Allowable Capital or Tier 1 Capital Equivalent, as applicable, without any sublimit or other quantitative restriction on the inclusion of such preferred stock in Allowable Capital or Tier 1 Capital Equivalent, as applicable (other than any limitation the Corporation elects to accept and any limitation requiring that common equity or a specified form of common equity constitute the dominant form of Allowable Capital or Tier 1 Capital Equivalent) pursuant to the applicable Regulations.

The Corporation shall provide notice to the holders of Series D of any election to qualify the Series D for Allowable Capital or Tier 1 Capital Equivalent treatment and of any determination to convert the Series D into a new series of Preferred Stock pursuant to the terms of this Section 7, promptly upon the effectiveness of any such election or determination. A copy of such notice and of the relevant Regulations shall be maintained on file at the principal offices of the Corporation and, upon request, will be made available to any stockholder of the Corporation. Any conversion of the Series D pursuant to this Section 7 shall be effected pursuant to such procedures as the Corporation may determine and publicly disclose.

Except as specified in this Section 7, holders of Series D shares shall have no right to exchange or convert such shares into any other securities.

Section 8. Voting Rights.

(a) **General.** The holders of Series D shall not have any voting rights except as set forth below or as otherwise from to time required by law.

(b) **Right To Elect Two Directors Upon Nonpayment Events.** If and whenever dividends on any shares of Series D shall not have been declared and paid for at least six Dividend Periods, whether or not consecutive (a “Nonpayment Event”), the number of directors then constituting the Board of Directors shall automatically be increased by two and the holders of Series D, together with the holders of any outstanding shares of Voting Preferred Stock, voting together as a single class, shall be entitled to elect the two additional directors (the “Preferred Stock Directors”), *provided* that it shall be a qualification for election for any such Preferred Stock Director that the election of such director shall not cause the Corporation to violate the corporate governance requirement of the New York Stock Exchange (or any other securities exchange or other trading facility on which securities of the Corporation may then be listed or traded) that listed or traded companies must have a majority of independent directors and *provided further* that the Board of Directors shall at no time include more than two Preferred Stock Directors (including, for purposes of this limitation, all directors that the holders of any series of Voting Preferred Stock are entitled to elect pursuant to like voting rights).

In the event that the holders of the Series D, and such other holders of Voting Preferred Stock, shall be entitled to vote for the election of the Preferred Stock Directors following a Nonpayment Event, such directors shall be initially elected following such Nonpayment Event only at a special meeting called at the request of the holders of record of at least 20% of the Series D or of any other series of Voting Preferred Stock then outstanding (unless such request for a special meeting is received less than 90 days before the date fixed for the next annual or special meeting of the stockholders of the Corporation, in which event such election shall be held only at such next annual or special meeting of stockholders), and at each subsequent annual meeting of stockholders of the Corporation. Such request to call a special meeting for the initial election of the Preferred Stock Directors after a Nonpayment Event shall be made by written notice, signed by the requisite holders of Series D or Voting Preferred Stock, and delivered to the Secretary of the Corporation in such manner as provided for in Section 10 below, or as may otherwise be required by law.

When dividends have been paid (or declared and a sum sufficient for payment thereof set aside) in full on the Series D for at least four Dividend Periods (whether or not consecutive) after a Nonpayment Event, then the right of the holders of Series D to elect the Preferred Stock Directors shall cease (but subject always to revesting of such voting rights in the case of any future Nonpayment Event), and, if and when any rights of holders of Series D and Voting Preferred Stock to elect the Preferred Stock Directors shall have ceased, the terms of office of all the Preferred Stock Directors shall forthwith terminate and the number of directors constituting the Board of Directors shall automatically be reduced accordingly.

Any Preferred Stock Director may be removed at any time without cause by the holders of record of a majority of the outstanding shares of the Series D and Voting Preferred Stock, when they have the voting rights described above (voting together as a single class). So long as a Nonpayment Event shall continue, any vacancy in the office of a Preferred Stock Director (other than prior to the initial election of Preferred Stock Directors after a Nonpayment Event) may be filled by the written consent of the Preferred Stock Director remaining in office, or if none remains in office, by a vote of the holders of record of a majority of the outstanding shares of the Series D and all Voting Preferred Stock, when they have the voting rights described above (voting together as a single class). Any such vote of stockholders to remove, or to fill a vacancy in the office of, a Preferred Stock Director may be taken only at a special meeting of such stockholders, called as provided above for an initial election of Preferred Stock Director after a Nonpayment Event (unless such request is received less than 90 days before the date fixed for the next annual or special meeting of the stockholders, in which event such election shall be held at such next annual or special meeting of stockholders). The Preferred Stock Directors shall each be entitled to one vote per director on any matter that shall come before the Board of Directors for a vote. Each Preferred Stock Director elected at any special meeting of stockholders or by written consent of the other Preferred Stock Director shall hold office until the next annual meeting of the stockholders if such office shall not have previously terminated as above provided.

(c) **Other Voting Rights.** So long as any shares of Series D are outstanding, in addition to any other vote or consent of stockholders required by law or by the Certificate of Incorporation, the vote or consent of the holders of at least 66 ²/₃% of the shares of Series D and any Voting Preferred Stock at the time outstanding and entitled to vote thereon, voting together as a single class, given in person or by proxy, either in writing without a meeting or by vote at any meeting called for the purpose, shall be necessary for effecting or validating:

(i) **Authorization of Senior Stock.** Any amendment or alteration of the Certificate of Incorporation to authorize or create, or increase the authorized amount of, any shares of any class or series of capital stock of the Corporation ranking senior to the Series D with respect to either or both the payment of dividends and/or the distribution of assets on any liquidation, dissolution or winding up of the Corporation;

(ii) **Amendment of Series D.** Any amendment, alteration or repeal of any provision of the Certificate of Incorporation so as to materially and adversely affect the special rights, preferences, privileges or voting powers of the Series D, taken as a whole; or

(iii) **Share Exchanges, Reclassifications, Mergers and Consolidations.** Any consummation of a binding share exchange or reclassification involving the Series D, or of a merger or consolidation of the Corporation with another corporation or other entity, unless in each case (x) the shares of Series D remain outstanding or, in the case of any such merger or consolidation with respect to which the Corporation is not the surviving or resulting entity, are converted into or exchanged for preference securities of the surviving or resulting entity or its ultimate parent, and (y) such shares remaining outstanding or such preference securities, as the case may be, have such rights, preferences, privileges and voting powers, and limitations and restrictions thereof, taken as a whole, as are not materially less favorable to the holders thereof than the rights, preferences, privileges and voting powers, and limitations and restrictions thereof, of the Series D immediately prior to such consummation, taken as a whole;

provided, however, that for all purposes of this Section 8(c), any increase in the amount of the authorized or issued Series D or authorized Preferred Stock, or the creation and issuance, or an increase in the authorized or issued amount, of any other series of Preferred Stock ranking equally with and/or junior to the Series D with respect to the payment of dividends (whether such dividends are cumulative or non-cumulative) and/or the distribution of assets upon liquidation, dissolution or winding up of the Corporation will not be deemed to adversely affect the rights, preferences, privileges or voting powers of the Series D. In addition, any conversion of the Series D pursuant to Section 7 above shall not be deemed to adversely affect the rights, preferences, privileges and voting powers of the Series D.

If any amendment, alteration, repeal, share exchange, reclassification, merger or consolidation specified in this Section 7(c) would adversely affect the Series D and one or more but not all other series of Preferred Stock, then only the Series D and such

series of Preferred Stock as are adversely affected by and entitled to vote on the matter shall vote on the matter together as a single class (in lieu of all other series of Preferred Stock).

(d) **Changes for Clarification.** Without the consent of the holders of the Series D, so long as such action does not adversely affect the rights, preferences, privileges and voting powers, and limitations and restrictions thereof, of the Series D, the Corporation may amend, alter, supplement or repeal any terms of the Series D:

(i) to cure any ambiguity, or to cure, correct or supplement any provision contained in this Certificate of Designations that may be defective or inconsistent; or

(ii) to make any provision with respect to matters or questions arising with respect to the Series D that is not inconsistent with the provisions of this Certificate of Designations.

(e) **Changes after Provision for Redemption.** No vote or consent of the holders of Series D shall be required pursuant to Section 8(b), (c) or (d) above if, at or prior to the time when any such vote or consent would otherwise be required pursuant to such Section, all outstanding shares of Series D shall have been redeemed, or shall have been called for redemption upon proper notice and sufficient funds shall have been set aside for such redemption, in each case pursuant to Section 6 above.

(f) **Procedures for Voting and Consents.** The rules and procedures for calling and conducting any meeting of the holders of Series D (including, without limitation, the fixing of a record date in connection therewith), the solicitation and use of proxies at such a meeting, the obtaining of written consents and any other aspect or matter with regard to such a meeting or such consents shall be governed by any rules the Board of Directors or the Committee (or another duly authorized committee of the Board of Directors), in its discretion, may adopt from time to time, which rules and procedures shall conform to the requirements of the Certificate of Incorporation, the Bylaws, applicable law and any national securities exchange or other trading facility on which the Series D is listed or traded at the time. Whether the vote or consent of the holders of a plurality, majority or other portion of the shares of Series D and any Voting Preferred Stock has been cast or given on any matter on which the holders of shares of Series D are entitled to vote shall be determined by the Corporation by reference to the specified liquidation amounts of the shares voted or covered by the consent.

Section 9. Record Holders. To the fullest extent permitted by applicable law, the Corporation and the transfer agent for the Series D may deem and treat the record holder of any share of Series D as the true and lawful owner thereof for all purposes, and neither the Corporation nor such transfer agent shall be affected by any notice to the contrary.

Section 10. Notices. All notices or communications in respect of Series D shall be sufficiently given if given in writing and delivered in person or by first class mail, postage prepaid, or if given in such other manner as may be permitted in this Certificate of Designations, in the Certificate of Incorporation or Bylaws or by applicable law.

Section 11. No Preemptive Rights. No share of Series D shall have any rights of preemption whatsoever as to any securities of the Corporation, or any warrants, rights or options issued or granted with respect thereto, regardless of how such securities, or such warrants, rights or options, may be designated, issued or granted.

Section 12. Other Rights. The shares of Series D shall not have any voting powers, preferences or relative, participating, optional or other special rights, or qualifications, limitations or restrictions thereof, other than as set forth herein or in the Certificate of Incorporation or as provided by applicable law.

CERTIFICATE OF DESIGNATIONS
OF
PERPETUAL NON-CUMULATIVE PREFERRED STOCK, SERIES E
OF
THE GOLDMAN SACHS GROUP, INC.

THE GOLDMAN SACHS GROUP, INC., a corporation organized and existing under the General Corporation Law of the State of Delaware (the “Corporation”), in accordance with the provisions of Sections 103 and 151 thereof, DOES HEREBY CERTIFY:

The Securities Issuance Committee (the “Committee”) of the board of directors of the Corporation (the “Board of Directors”), in accordance with the resolutions of the Board of Directors dated September 16, 2005 and September 29, 2006, the provisions of the restated certificate of incorporation and the amended and restated bylaws of the Corporation and applicable law, by unanimous written consent dated May 14, 2007, adopted the following resolution creating a series of 17,500.1 shares of Preferred Stock of the Corporation designated as “Perpetual Non-Cumulative Preferred Stock, Series E”.

RESOLVED, that pursuant to the authority vested in the Committee and in accordance with the resolutions of the Board of Directors dated September 16, 2005 and September 29, 2006, the provisions of the restated certificate of incorporation and the amended and restated bylaws of the Corporation and applicable law, a series of Preferred Stock, par value \$.01 per share, of the Corporation be and hereby is created, and that the designation and number of shares of such series, and the voting and other powers, preferences and relative, participating, optional or other rights, and the qualifications, limitations and restrictions thereof, of the shares of such series, are as follows:

Section 1. Designation. The distinctive serial designation of such series of Preferred Stock is “Perpetual Non-Cumulative Preferred Stock, Series E” (“Series E”). Each share of Series E shall be identical in all respects to every other share of Series E.

Section 2. Number of Shares. The authorized number of shares of Series E shall be 17,500.1. Shares of Series E that are redeemed, purchased or otherwise acquired by the Corporation, or converted into another series of Preferred Stock, shall be cancelled and shall revert to authorized but unissued shares of Series E.

Section 3. Definitions. As used herein with respect to Series E:

(a) “Board of Directors” means the board of directors of the Corporation.

(b) “ByLaws” means the amended and restated bylaws of the Corporation, as they may be amended from time to time.

(c) “Business Day” means a day that is a Monday, Tuesday, Wednesday, Thursday or Friday and is not a day on which banking institutions in New York City generally are authorized or obligated by law, regulation or executive order to close.

(d) “Calculation Agent” means, at any time, the person or entity appointed by the Corporation and serving as such agent at such time. The Corporation may terminate any such appointment and may appoint a successor agent at any time and from time to time, *provided* that the Corporation shall use its best efforts to ensure that there is, at all relevant times when the Series E is outstanding, a person or entity appointed and serving as such agent. The Calculation Agent may be a person or entity affiliated with the Corporation.

(e) “Certificate of Designations” means this Certificate of Designations relating to the Series E, as it may be amended from time to time.

(f) “Certification of Incorporation” shall mean the restated certificate of incorporation of the Corporation, as it may be amended from time to time, and shall include this Certificate of Designations.

(g) “Common Stock” means the common stock, par value \$0.01 per share, of the Corporation.

(h) “Junior Stock” means the Common Stock and any other class or series of stock of the Corporation (other than Series E) that ranks junior to Series E either or both as to the payment of dividends and/or as to the distribution of assets on any liquidation, dissolution or winding up of the Corporation.

(i) “London Business Day” means a day that is a Monday, Tuesday, Wednesday, Thursday or Friday and is a day on which dealings in U.S. dollars are transacted in the London interbank market.

(j) “Parity Stock” means any class or series of stock of the Corporation (other than Series E) that ranks equally with Series E both in the payment of dividends and in the distribution of assets on any liquidation, dissolution or winding up of the Corporation.

(k) “Preferred Stock” means any and all series of Preferred Stock, having a par value of \$0.01 per share, of the Corporation, including the Series E.

(l) “Representative Amount” means, at any time, an amount that, in the Calculation Agent’s judgment, is representative of a single transaction in the relevant market at the relevant time.

(m) "Reuters Screen LIBOR01" means the display designated on the Reuters 3000 Xtra (or such other page as may replace that page on that service or such other service as may be nominated by the British Bankers' Association for the purpose of displaying London interbank offered rates for U.S. Dollar deposits).

(n) "Voting Preferred Stock" means, with regard to any election or removal of a Preferred Stock Director (as defined in Section 8(b) below) or any other matter as to which the holders of Series E are entitled to vote as specified in Section 8 of this Certificate of Designations, any and all series of Preferred Stock (other than Series E) that rank equally with Series E either as to the payment of dividends or as to the distribution of assets upon liquidation, dissolution or winding up of the Corporation and upon which like voting rights have been conferred and are exercisable with respect to such matter.

Section 4. Dividends.

(a) **Rate.** Holders of Series E shall be entitled to receive, when, as and if declared by the Board of Directors or the Committee (or another duly authorized committee of the Board of Directors) out of funds legally available for the payment of dividends under Delaware law, non-cumulative cash dividends at the rate determined as set forth below in this Section (4) applied to the liquidation preference amount of \$100,000 per share of Series E. Such dividends shall be payable in arrears (as provided below in this Section 4(a)), but only when, as and if declared by the Board of Directors or the Committee (or another duly authorized committee of the Board of Directors), (a) if the shares of Series E are issued prior to June 1, 2012 (or if such date is not a Business Day, the next Business Day), on June 1 and December 1 of each year until June 1, 2012, and (b) thereafter, on March 1, June 1, September 1 and December 1 of each year (each a "Dividend Payment Date"); *provided* that if any such Dividend Payment Date would otherwise occur on a day that is not a Business Day, such Dividend Payment Date shall instead be (and any dividend payable on Series E on such Dividend Payment Date shall instead be payable on) the immediately succeeding Business Day. If a Dividend Payment Date prior to June 1, 2012 is not a Business Day, the applicable dividend shall be paid on the first Business Day following that day without adjustment. Dividends on Series E shall not be cumulative; holders of Series E shall not be entitled to receive any dividends not declared by the Board of Directors or the Committee (or another duly authorized committee of the Board of Directors) and no interest, or sum of money in lieu of interest, shall be payable in respect of any dividend not so declared.

Dividends that are payable on Series E on any Dividend Payment Date will be payable to holders of record of Series E as they appear on the stock register of the Corporation on the applicable record date, which shall be the 15th calendar day before such Dividend Payment Date or such other record date fixed by the Board of Directors or the Committee (or another duly authorized committee of the Board of Directors) that is not more than 60 nor less than 10 days prior to such Dividend Payment Date (each, a "Dividend Record Date"). Any such day that is a Dividend Record Date shall be a Dividend Record Date whether or not such day is a Business Day.

Each dividend period (a “Dividend Period”) shall commence on and include a Dividend Payment Date (other than the initial Dividend Period, which shall commence on and include the date of original issue of the Series E) and shall end on and include the calendar day next preceding the next Dividend Payment Date. Dividends payable on the Series E in respect of a Dividend Period shall be computed by the Calculation Agent (i) if shares of Series E are issued prior to June 1, 2012, on the basis of a 360-day year consisting of twelve-30 day months until the Dividend Payment Date in June 2012 and (ii) thereafter, on the basis of a 360-day year and the actual number of days elapsed in such Dividend Period. Dividends payable in respect of a Dividend Period shall be payable in arrears – i.e., on the first Dividend Payment Date after such Dividend Period.

The dividend rate on the Series E, for each Dividend Period, shall be (a) if the shares of Series E are issued prior to June 1, 2012, a rate per annum equal to 5.793% until the Dividend Payment date in June 2012, and (b) thereafter, a rate per annum that will reset quarterly and shall be equal to the greater of (i) three-month LIBOR for such Dividend Period plus 0.7675% and (ii) 4.000%. Three-month LIBOR, with respect to any Dividend Period, means the offered rate expressed as a percentage per annum for three-month deposits in U.S. dollars on the first day of such Dividend Period, as that rate appears on Reuters Screen LIBOR01 (or any successor or replacement page) as of 11:00 A.M., London time, on the second London Business Day immediately preceding the first day of such Dividend Period.

If the rate described in the preceding paragraph does not appear on Reuters Screen LIBOR01 (or any successor or replacement page), LIBOR shall be determined on the basis of the rates, at approximately 11:00 A.M., London time, on the second London Business Day immediately preceding the first day of such Dividend Period, at which deposits of the following kind are offered to prime banks in the London interbank market by four major banks in that market selected by the Calculation Agent: three-month deposits in U.S. dollars, beginning on the first day of such Dividend Period, and in a Representative Amount. The Calculation Agent shall request the principal London office of each of these banks to provide a quotation of its rate at approximately 11:00 A.M., London time. If at least two quotations are provided, LIBOR for such Dividend Period shall be the arithmetic mean of such quotations.

If fewer than two quotations are provided as described in the preceding paragraph, LIBOR for such Dividend Period shall be the arithmetic mean of the rates for loans of the following kind to leading European banks quoted, at approximately 11:00 A.M. New York City time, on the second London Business Day immediately preceding the first day of such Dividend Period, by three major banks in New York City selected by the Calculation Agent: three-month loans of U.S. dollars, beginning on the first day of such Dividend Period, and in a Representative Amount.

If fewer than three banks selected by the Calculation Agent are quoting as described in the preceding paragraph, LIBOR for such Dividend Period shall be LIBOR in effect for the prior Dividend Period.

The Calculation Agent's determination of any dividend rate, and its calculation of the amount of dividends for any Dividend Period, will be maintained on file at the Corporation's principal offices and will be available to any stockholder upon request and will be final and binding in the absence of manifest error.

Holders of Series E shall not be entitled to any dividends, whether payable in cash, securities or other property, other than dividends (if any) declared and payable on the Series E as specified in this Section 4 (subject to the other provisions of this Certificate of Designations).

(b) **Priority of Dividends.** So long as any share of Series E remains outstanding, no dividend shall be declared or paid on the Common Stock or any other shares of Junior Stock (other than a dividend payable solely in Junior Stock), and no Common Stock or other Junior Stock shall be purchased, redeemed or otherwise acquired for consideration by the Corporation, directly or indirectly (other than as a result of a reclassification of Junior Stock for or into other Junior Stock, or the exchange or conversion of one share of Junior Stock for or into another share of Junior Stock and other than through the use of the proceeds of a substantially contemporaneous sale of Junior Stock) during a Dividend Period, unless the full dividends for the latest completed Dividend Period on all outstanding shares of Series E have been declared and paid (or declared and a sum sufficient for the payment thereof has been set aside). The foregoing provision shall not restrict the ability of Goldman, Sachs & Co., or any other affiliate of the Corporation, to engage in any market-making transactions in Junior Stock in the ordinary course of business.

When dividends are not paid (or declared and a sum sufficient for payment thereof set aside) on any Dividend Payment Date (or, in the case of Parity Stock having dividend payment dates different from the Dividend Payment Dates, on a dividend payment date falling within a Dividend Period) in full upon the Series E and any shares of Parity Stock, all dividends declared on the Series E and all such Parity Stock and payable on such Dividend Payment Date (or, in the case of parity stock having dividend payment dates different from the Dividend Payment Dates, on a dividend payment date falling within the Dividend Period related to such Dividend Payment Date) shall be declared pro rata so that the respective amounts of such dividends shall bear the same ratio to each other as all accrued but unpaid dividends per share on the Series E and all Parity Stock payable on such Dividend Payment Date (or, in the case of Parity Stock having dividend payment dates different from the Dividend Payment Dates, on a dividend payment date falling within the Dividend Period related to such Dividend Payment Date) bear to each other.

Subject to the foregoing, such dividends (payable in cash, securities or other property) as may be determined by the Board of Directors or the Committee (or another duly authorized committee of the Board of Directors) may be declared and paid on any securities, including Common Stock and other Junior Stock, from time to time out of any funds legally available for such payment, and the Series E shall not be entitled to participate in any such dividends.

Section 5. Liquidation Rights.

(a) **Voluntary or Involuntary Liquidation.** In the event of any liquidation, dissolution or winding up of the affairs of the Corporation, whether voluntary or involuntary, holders of Series E shall be entitled to receive, out of the assets of the Corporation or proceeds thereof (whether capital or surplus) available for distribution to stockholders of the Corporation, and after satisfaction of all liabilities and obligations to creditors of the Corporation, before any distribution of such assets or proceeds is made to or set aside for the holders of Common Stock and any other stock of the Corporation ranking junior to the Series E as to such distribution, in full an amount equal to \$100,000 per share (the "Series E Liquidation Amount"), together with an amount equal to all dividends (if any) that have been declared but not paid prior to the date of payment of such distribution (but without any amount in respect of dividends that have not been declared prior to such payment date).

(b) **Partial Payment.** If in any distribution described in Section 5(a) above the assets of the Corporation or proceeds thereof are not sufficient to pay the Liquidation Preferences (as defined below) in full to all holders of Series E and all holders of any stock of the Corporation ranking equally with the Series E as to such distribution, the amounts paid to the holders of Series E and to the holders of all such other stock shall be paid pro rata in accordance with the respective aggregate Liquidation Preferences of the holders of Series E and the holders of all such other stock. In any such distribution, the "Liquidation Preference" of any holder of stock of the Corporation shall mean the amount otherwise payable to such holder in such distribution (assuming no limitation on the assets of the Corporation available for such distribution), including an amount equal to any declared but unpaid dividends (and, in the case of any holder of stock other than Series E and on which dividends accrue on a cumulative basis, an amount equal to any unpaid, accrued, cumulative dividends, whether or not declared, as applicable).

(c) **Residual Distributions.** If the Liquidation Preference has been paid in full to all holders of Series E, the holders of other stock of the Corporation shall be entitled to receive all remaining assets of the Corporation (or proceeds thereof) according to their respective rights and preferences.

(d) **Merger, Consolidation and Sale of Assets Not Liquidation.** For purposes of this Section 5, the merger or consolidation of the Corporation with any other corporation or other entity, including a merger or consolidation in which the holders of Series E receive cash, securities or other property for their shares, or the sale, lease or exchange (for cash, securities or other property) of all or substantially all of the assets of the Corporation, shall not constitute a liquidation, dissolution or winding up of the Corporation.

Section 6. Redemption.

(a) **Optional Redemption.** The Series E may not be redeemed by the Corporation prior to the later of June 1, 2012 and the date of original issue of Series E. On or after that date, the Corporation, at its option, may redeem, in whole at any time or in part

from time to time, the shares of Series E at the time outstanding, upon notice given as provided in Section 6(c) below, at a redemption price equal to \$100,000 per share, together (except as otherwise provided herein) with an amount equal to any dividends that have been declared but not paid prior to the redemption date (but with no amount in respect of any dividends that have not been declared prior to such date). The redemption price for any shares of Series E shall be payable on the redemption date to the holder of such shares against surrender of the certificate(s) evidencing such shares to the Corporation or its agent. Any declared but unpaid dividends payable on a redemption date that occurs subsequent to the Dividend Record Date for a Dividend Period shall not be paid to the holder entitled to receive the redemption price on the redemption date, but rather shall be paid to the holder of record of the redeemed shares on such Dividend Record Date relating to the Dividend Payment Date as provided in Section 4 above.

(b) **No Sinking Fund.** The Series E will not be subject to any mandatory redemption, sinking fund or other similar provisions. Holders of Series E will have no right to require redemption of any shares of Series E.

(c) **Notice of Redemption.** Notice of every redemption of shares of Series E shall be given by first class mail, postage prepaid, addressed to the holders of record of the shares to be redeemed at their respective last addresses appearing on the books of the Corporation. Such mailing shall be at least 30 days and not more than 60 days before the date fixed for redemption. Any notice mailed as provided in this Subsection shall be conclusively presumed to have been duly given, whether or not the holder receives such notice, but failure duly to give such notice by mail, or any defect in such notice or in the mailing thereof, to any holder of shares of Series E designated for redemption shall not affect the validity of the proceedings for the redemption of any other shares of Series E. Notwithstanding the foregoing, if the Series E or any depositary shares representing interests in the Series E are issued in book-entry form through The Depository Trust Company or any other similar facility, notice of redemption may be given to the holders of Series E at such time and in any manner permitted by such facility. Each such notice given to a holder shall state: (1) the redemption date; (2) the number of shares of Series E to be redeemed and, if less than all the shares held by such holder are to be redeemed, the number of such shares to be redeemed from such holder; (3) the redemption price; and (4) the place or places where certificates for such shares are to be surrendered for payment of the redemption price.

(d) **Partial Redemption.** In case of any redemption of only part of the shares of Series E at the time outstanding, the shares to be redeemed shall be selected either pro rata or in such other manner as the Corporation may determine to be fair and equitable. Subject to the provisions hereof, the Corporation shall have full power and authority to prescribe the terms and conditions upon which shares of Series E shall be redeemed from time to time. If fewer than all the shares represented by any certificate are redeemed, a new certificate shall be issued representing the unredeemed shares without charge to the holder thereof.

(e) **Effectiveness of Redemption.** If notice of redemption has been duly given and if on or before the redemption date specified in the notice all funds

necessary for the redemption have been set aside by the Corporation, separate and apart from its other funds, in trust for the pro rata benefit of the holders of the shares called for redemption, so as to be and continue to be available therefor, then, notwithstanding that any certificate for any share so called for redemption has not been surrendered for cancellation, on and after the redemption date dividends shall cease to accrue on all shares so called for redemption, all shares so called for redemption shall no longer be deemed outstanding and all rights with respect to such shares shall forthwith on such redemption date cease and terminate, except only the right of the holders thereof to receive the amount payable on such redemption, without interest. Any funds unclaimed at the end of three years from the redemption date shall, to the extent permitted by law, be released to the Corporation, after which time the holders of the shares so called for redemption shall look only to the Corporation for payment of the redemption price of such shares.

Section 7. Conversion Upon Regulatory Changes. If both (i) and (ii) below occur:

(i) after the date of the issuance of the Series E, the Corporation (by election or otherwise) becomes subject to any law, rule, regulation or guidance (together, "Regulations") relating to its capital adequacy, which Regulation (x) modifies the existing requirements for treatment as Allowable Capital (as defined under the Securities and Exchange Commission rules relating to consolidated supervised entities as in effect from time to time), (y) provides for a type or level of capital characterized as "Tier 1" or its equivalent pursuant to Regulations of any governmental agency, authority or other body having regulatory jurisdiction over the Corporation (or any of its subsidiaries or consolidated affiliates) and implementing the capital standards published by the Basel Committee on Banking Supervision, the Securities and Exchange Commission, the Board of Governors of the Federal Reserve System or any other United States national governmental agency, authority or other body, or any other applicable regime based on capital standards published by the Basel Committee on Banking Supervision or its successor, or (z) provides for a type or level of capital that in the judgment of the Corporation (after consultation with legal counsel of recognized standing) is substantially equivalent to such "Tier 1" capital (such capital described in either (y) or (z) above is referred to below as "Tier 1 Capital Equivalent"), and

(ii) the Corporation affirmatively elects to qualify the Series E for treatment as Allowable Capital or Tier 1 Capital Equivalent without any sublimit or other quantitative restriction on the inclusion of the Series E in Allowable Capital or Tier 1 Capital Equivalent (other than any limitation the Corporation elects to accept and any limitation requiring that common equity or a specified form of common equity constitute the dominant form of Allowable Capital or Tier 1 Capital Equivalent) under such Regulations,

then, upon such affirmative election, the Series E shall be convertible at the Corporation's option into a new series of Preferred Stock having terms and provisions substantially identical to those of the Series E, except that such new series may have such additional or modified rights, preferences, privileges and voting powers, and limitations and restrictions

thereof, as are necessary in the judgment of the Board of Directors or the Committee (or another duly authorized committee of the Board of Directors) (after consultation with legal counsel of recognized standing) to comply with the Required Unrestricted Capital Provisions (as defined below), *provided* that the Corporation will not cause any such conversion unless the Board of Directors or the Committee (or another duly authorized committee of the Board of Directors) determines that the rights, preferences, privileges and voting powers, and the qualifications, limitations and restrictions thereof, of such new series of Preferred Stock, taken as a whole, are not materially less favorable to the holders thereof than the rights, preferences, privileges and voting powers, and the qualifications, limitations and restrictions thereof, of the Series E, taken as a whole.

As used above, the term “Required Unrestricted Capital Provisions” means such terms and provisions as are, in the judgment of the Corporation (after consultation with counsel of recognized standing), required for preferred stock to be treated as Allowable Capital or Tier 1 Capital Equivalent, as applicable, without any sublimit or other quantitative restriction on the inclusion of such preferred stock in Allowable Capital or Tier 1 Capital Equivalent, as applicable (other than any limitation the Corporation elects to accept and any limitation requiring that common equity or a specified form of common equity constitute the dominant form of Allowable Capital or Tier 1 Capital Equivalent) pursuant to the applicable Regulations.

The Corporation shall provide notice to the holders of Series E of any election to qualify the Series E for Allowable Capital or Tier 1 Capital Equivalent treatment and of any determination to convert the Series E into a new series of Preferred Stock pursuant to the terms of this Section 7, promptly upon the effectiveness of any such election or determination. A copy of such notice and of the relevant Regulations shall be maintained on file at the principal offices of the Corporation and, upon request, will be made available to any stockholder of the Corporation. Any conversion of the Series E pursuant to this Section 7 shall be effected pursuant to such procedures as the Corporation may determine and publicly disclose.

Except as specified in this Section 7, holders of Series E shares shall have no right to exchange or convert such shares into any other securities.

Section 8. Voting Rights.

(a) **General.** The holders of Series E shall not have any voting rights except as set forth below or as otherwise from to time required by law.

(b) **Right To Elect Two Directors Upon Nonpayment Events.** If and whenever dividends on any shares of Series E shall not have been declared and paid for Dividend Periods, whether or not consecutive, equivalent to at least eighteen months (a “Nonpayment Event”), the number of directors then constituting the Board of Directors shall automatically be increased by two and the holders of Series E, together with the holders of any outstanding shares of Voting Preferred Stock, voting together as a single class, shall be entitled to elect the two additional directors (the “Preferred Stock Directors”), *provided* that it shall be a qualification for election for any such Preferred Stock Director that the election of such director shall not cause the Corporation to violate

the corporate governance requirement of the New York Stock Exchange (or any other securities exchange or other trading facility on which securities of the Corporation may then be listed or traded) that listed or traded companies must have a majority of independent directors and *provided further* that the Board of Directors shall at no time include more than two Preferred Stock Directors (including, for purposes of this limitation, all directors that the holders of any series of Voting Preferred Stock are entitled to elect pursuant to like voting rights).

In the event that the holders of the Series E, and such other holders of Voting Preferred Stock, shall be entitled to vote for the election of the Preferred Stock Directors following a Nonpayment Event, such directors shall be initially elected following such Nonpayment Event only at a special meeting called at the request of the holders of record of at least 20% of the Series E or of any other series of Voting Preferred Stock then outstanding (unless such request for a special meeting is received less than 90 days before the date fixed for the next annual or special meeting of the stockholders of the Corporation, in which event such election shall be held only at such next annual or special meeting of stockholders), and at each subsequent annual meeting of stockholders of the Corporation. Such request to call a special meeting for the initial election of the Preferred Stock Directors after a Nonpayment Event shall be made by written notice, signed by the requisite holders of Series E or Voting Preferred Stock, and delivered to the Secretary of the Corporation in such manner as provided for in Section 10 below, or as may otherwise be required by law.

When dividends have been paid (or declared and a sum sufficient for payment thereof set aside) in full on the Series E for Dividend Periods, whether or not consecutive, equivalent to at least one year after a Nonpayment Event, then the right of the holders of Series E to elect the Preferred Stock Directors shall cease (but subject always to revesting of such voting rights in the case of any future Nonpayment Event), and, if and when any rights of holders of Series E and Voting Preferred Stock to elect the Preferred Stock Directors shall have ceased, the terms of office of all the Preferred Stock Directors shall forthwith terminate and the number of directors constituting the Board of Directors shall automatically be reduced accordingly.

Any Preferred Stock Director may be removed at any time without cause by the holders of record of a majority of the outstanding shares of the Series E and Voting Preferred Stock, when they have the voting rights described above (voting together as a single class). So long as a Nonpayment Event shall continue, any vacancy in the office of a Preferred Stock Director (other than prior to the initial election of Preferred Stock Directors after a Nonpayment Event) may be filled by the written consent of the Preferred Stock Director remaining in office, or if none remains in office, by a vote of the holders of record of a majority of the outstanding shares of the Series E and all Voting Preferred Stock, when they have the voting rights described above (voting together as a single class). Any such vote of stockholders to remove, or to fill a vacancy in the office of, a Preferred Stock Director may be taken only at a special meeting of such stockholders, called as provided above for an initial election of Preferred Stock Director after a Nonpayment Event (unless such request is received less than 90 days before the date fixed for the next annual or special meeting of the stockholders, in which event such election shall be held at

such next annual or special meeting of stockholders). The Preferred Stock Directors shall each be entitled to one vote per director on any matter that shall come before the Board of Directors for a vote. Each Preferred Stock Director elected at any special meeting of stockholders or by written consent of the other Preferred Stock Director shall hold office until the next annual meeting of the stockholders if such office shall not have previously terminated as above provided.

(c) **Other Voting Rights.** So long as any shares of Series E are outstanding, in addition to any other vote or consent of stockholders required by law or by the Certificate of Incorporation, the vote or consent of the holders of at least 66²/₃% of the shares of Series E and any Voting Preferred Stock at the time outstanding and entitled to vote thereon, voting together as a single class, given in person or by proxy, either in writing without a meeting or by vote at any meeting called for the purpose, shall be necessary for effecting or validating:

(i) **Authorization of Senior Stock.** Any amendment or alteration of the Certificate of Incorporation to authorize or create, or increase the authorized amount of, any shares of any class or series of capital stock of the Corporation ranking senior to the Series E with respect to either or both the payment of dividends and/or the distribution of assets on any liquidation, dissolution or winding up of the Corporation;

(ii) **Amendment of Series E.** Any amendment, alteration or repeal of any provision of the Certificate of Incorporation so as to materially and adversely affect the special rights, preferences, privileges or voting powers of the Series E, taken as a whole; or

(iii) **Share Exchanges, Reclassifications, Mergers and Consolidations.** Any consummation of a binding share exchange or reclassification involving the Series E, or of a merger or consolidation of the Corporation with another corporation or other entity, unless in each case (x) the shares of Series E remain outstanding or, in the case of any such merger or consolidation with respect to which the Corporation is not the surviving or resulting entity, are converted into or exchanged for preference securities of the surviving or resulting entity or its ultimate parent, and (y) such shares remaining outstanding or such preference securities, as the case may be, have such rights, preferences, privileges and voting powers, and limitations and restrictions thereof, taken as a whole, as are not materially less favorable to the holders thereof than the rights, preferences, privileges and voting powers, and limitations and restrictions thereof, of the Series E immediately prior to such consummation, taken as a whole;

provided, however, that for all purposes of this Section 8(c), any increase in the amount of the authorized or issued Series E or authorized Preferred Stock, or the creation and issuance, or an increase in the authorized or issued amount, of any other series of Preferred Stock ranking equally with and/or junior to the Series E with respect to the payment of dividends (whether such dividends are cumulative or non-cumulative) and/or the distribution of assets upon liquidation, dissolution or winding up of the Corporation will

not be deemed to adversely affect the rights, preferences, privileges or voting powers of the Series E. In addition, any conversion of the Series E pursuant to Section 7 above shall not be deemed to adversely affect the rights, preferences, privileges and voting powers of the Series E.

If any amendment, alteration, repeal, share exchange, reclassification, merger or consolidation specified in this Section 7(c) would adversely affect the Series E and one or more but not all other series of Preferred Stock, then only the Series E and such series of Preferred Stock as are adversely affected by and entitled to vote on the matter shall vote on the matter together as a single class (in lieu of all other series of Preferred Stock).

(d) **Changes for Clarification.** Without the consent of the holders of the Series E, so long as such action does not adversely affect the rights, preferences, privileges and voting powers, and limitations and restrictions thereof, of the Series E, the Corporation may amend, alter, supplement or repeal any terms of the Series E:

(i) to cure any ambiguity, or to cure, correct or supplement any provision contained in this Certificate of Designations that may be defective or inconsistent; or

(ii) to make any provision with respect to matters or questions arising with respect to the Series E that is not inconsistent with the provisions of this Certificate of Designations.

(e) **Changes after Provision for Redemption.** No vote or consent of the holders of Series E shall be required pursuant to Section 8(b), (c) or (d) above if, at or prior to the time when any such vote or consent would otherwise be required pursuant to such Section, all outstanding shares of Series E shall have been redeemed, or shall have been called for redemption upon proper notice and sufficient funds shall have been set aside for such redemption, in each case pursuant to Section 6 above.

(f) **Procedures for Voting and Consents.** The rules and procedures for calling and conducting any meeting of the holders of Series E (including, without limitation, the fixing of a record date in connection therewith), the solicitation and use of proxies at such a meeting, the obtaining of written consents and any other aspect or matter with regard to such a meeting or such consents shall be governed by any rules the Board of Directors or the Committee (or another duly authorized committee of the Board of Directors), in its discretion, may adopt from time to time, which rules and procedures shall conform to the requirements of the Certificate of Incorporation, the Bylaws, applicable law and any national securities exchange or other trading facility on which the Series E is listed or traded at the time. Whether the vote or consent of the holders of a plurality, majority or other portion of the shares of Series E and any Voting Preferred Stock has been cast or given on any matter on which the holders of shares of Series E are entitled to vote shall be determined by the Corporation by reference to the specified liquidation amounts of the shares voted or covered by the consent.

Section 9. Record Holders. To the fullest extent permitted by applicable law, the Corporation and the transfer agent for the Series E may deem and treat

the record holder of any share of Series E as the true and lawful owner thereof for all purposes, and neither the Corporation nor such transfer agent shall be affected by any notice to the contrary.

Section 10. Notices. All notices or communications in respect of Series E shall be sufficiently given if given in writing and delivered in person or by first class mail, postage prepaid, or if given in such other manner as may be permitted in this Certificate of Designations, in the Certificate of Incorporation or Bylaws or by applicable law.

Section 11. No Preemptive Rights. No share of Series E shall have any rights of preemption whatsoever as to any securities of the Corporation, or any warrants, rights or options issued or granted with respect thereto, regardless of how such securities, or such warrants, rights or options, may be designated, issued or granted.

Section 12. Other Rights. The shares of Series E shall not have any voting powers, preferences or relative, participating, optional or other special rights, or qualifications, limitations or restrictions thereof, other than as set forth herein or in the Certificate of Incorporation or as provided by applicable law.

CERTIFICATE OF DESIGNATIONS
OF
PERPETUAL NON-CUMULATIVE PREFERRED STOCK, SERIES F
OF
THE GOLDMAN SACHS GROUP, INC.

THE GOLDMAN SACHS GROUP, INC., a corporation organized and existing under the General Corporation Law of the State of Delaware (the “Corporation”), in accordance with the provisions of Sections 103 and 151 thereof, DOES HEREBY CERTIFY:

The Securities Issuance Committee (the “Committee”) of the board of directors of the Corporation (the “Board of Directors”), in accordance with the resolutions of the Board of Directors dated September 16, 2005 and September 29, 2006, the provisions of the restated certificate of incorporation and the amended and restated bylaws of the Corporation and applicable law, by unanimous written consent dated May 14, 2007, adopted the following resolution creating a series of 5,000.1 shares of Preferred Stock of the Corporation designated as “Perpetual Non-Cumulative Preferred Stock, Series F”.

RESOLVED, that pursuant to the authority vested in the Committee and in accordance with the resolutions of the Board of Directors dated September 16, 2005 and September 29, 2006, the provisions of the restated certificate of incorporation and the amended and restated bylaws of the Corporation and applicable law, a series of Preferred Stock, par value \$.01 per share, of the Corporation be and hereby is created, and that the designation and number of shares of such series, and the voting and other powers, preferences and relative, participating, optional or other rights, and the qualifications, limitations and restrictions thereof, of the shares of such series, are as follows:

Section 1. Designation. The distinctive serial designation of such series of Preferred Stock is “Perpetual Non-Cumulative Preferred Stock, Series F” (“Series F”). Each share of Series F shall be identical in all respects to every other share of Series F.

Section 2. Number of Shares. The authorized number of shares of Series F shall be 5,000.1. Shares of Series F that are redeemed, purchased or otherwise acquired by the Corporation, or converted into another series of Preferred Stock, shall be cancelled and shall revert to authorized but unissued shares of Series F.

Section 3. Definitions. As used herein with respect to Series F:

(a) “Board of Directors” means the board of directors of the Corporation.

(b) “ByLaws” means the amended and restated bylaws of the Corporation, as they may be amended from time to time.

(c) “Business Day” means a day that is a Monday, Tuesday, Wednesday, Thursday or Friday and is not a day on which banking institutions in New York City generally are authorized or obligated by law, regulation or executive order to close.

(d) “Calculation Agent” means, at any time, the person or entity appointed by the Corporation and serving as such agent at such time. The Corporation may terminate any such appointment and may appoint a successor agent at any time and from time to time, *provided* that the Corporation shall use its best efforts to ensure that there is, at all relevant times when the Series F is outstanding, a person or entity appointed and serving as such agent. The Calculation Agent may be a person or entity affiliated with the Corporation.

(e) “Certificate of Designations” means this Certificate of Designations relating to the Series F, as it may be amended from time to time.

(f) “Certification of Incorporation” shall mean the restated certificate of incorporation of the Corporation, as it may be amended from time to time, and shall include this Certificate of Designations.

(g) “Common Stock” means the common stock, par value \$0.01 per share, of the Corporation.

(h) “Junior Stock” means the Common Stock and any other class or series of stock of the Corporation (other than Series F) that ranks junior to Series F either or both as to the payment of dividends and/or as to the distribution of assets on any liquidation, dissolution or winding up of the Corporation.

(i) “London Business Day” means a day that is a Monday, Tuesday, Wednesday, Thursday or Friday and is a day on which dealings in U.S. dollars are transacted in the London interbank market.

(j) “Parity Stock” means any class or series of stock of the Corporation (other than Series F) that ranks equally with Series F both in the payment of dividends and in the distribution of assets on any liquidation, dissolution or winding up of the Corporation.

(k) “Preferred Stock” means any and all series of Preferred Stock, having a par value of \$0.01 per share, of the Corporation, including the Series F.

(l) “Representative Amount” means, at any time, an amount that, in the Calculation Agent’s judgment, is representative of a single transaction in the relevant market at the relevant time.

(m) “Reuters Screen LIBOR01” means the display designated on the Reuters 3000 Xtra (or such other page as may replace that page on that service or such other service as may be nominated by the British Bankers’ Association for the purpose of displaying London interbank offered rates for U.S. Dollar deposits).

(n) “Voting Preferred Stock” means, with regard to any election or removal of a Preferred Stock Director (as defined in Section 8(b) below) or any other matter as to which the holders of Series F are entitled to vote as specified in Section 8 of this Certificate of Designations, any and all series of Preferred Stock (other than Series F) that rank equally with Series F either as to the payment of dividends or as to the distribution of assets upon liquidation, dissolution or winding up of the Corporation and upon which like voting rights have been conferred and are exercisable with respect to such matter.

Section 4. Dividends.

(a) **Rate.** Holders of Series F shall be entitled to receive, when, as and if declared by the Board of Directors or the Committee (or another duly authorized committee of the Board of Directors) out of funds legally available for the payment of dividends under Delaware law, non-cumulative cash dividends at the rate determined as set forth below in this Section (4) applied to the liquidation preference amount of \$100,000 per share of Series F. Such dividends shall be payable quarterly in arrears (as provided below in this Section 4(a)), but only when, as and if declared by the Board of Directors or the Committee (or another duly authorized committee of the Board of Directors), on March 1, June 1, September 1 and December 1 of each year (each a “Dividend Payment Date”); *provided* that if any such Dividend Payment Date would otherwise occur on a day that is not a Business Day, such Dividend Payment Date shall instead be (and any dividend payable on Series F on such Dividend Payment Date shall instead be payable on) the immediately succeeding Business Day. If a Dividend Payment Date is not a Business Day, the applicable dividend shall be paid on the first Business Day following that day. Dividends on Series F shall not be cumulative; holders of Series F shall not be entitled to receive any dividends not declared by the Board of Directors or the Committee (or another duly authorized committee of the Board of Directors) and no interest, or sum of money in lieu of interest, shall be payable in respect of any dividend not so declared.

Dividends that are payable on Series F on any Dividend Payment Date will be payable to holders of record of Series F as they appear on the stock register of the Corporation on the applicable record date, which shall be the 15th calendar day before such Dividend Payment Date or such other record date fixed by the Board of Directors or the Committee (or another duly authorized committee of the Board of Directors) that is not more than 60 nor less than 10 days prior to such Dividend Payment Date (each, a “Dividend Record Date”). Any such day that is a Dividend Record Date shall be a Dividend Record Date whether or not such day is a Business Day.

Each dividend period (a “Dividend Period”) shall commence on and include a Dividend Payment Date (other than the initial Dividend Period, which shall commence on and include the date of original issue of the Series F) and shall end on and include the

calendar day next preceding the next Dividend Payment Date. Dividends payable on the Series F in respect of any Dividend Period shall be computed by the Calculation Agent on the basis of a 360-day year and the actual number of days elapsed in such Dividend Period. Dividends payable in respect of a Dividend Period shall be payable in arrears – i.e., on the first Dividend Payment Date after such Dividend Period.

The dividend rate on the Series F, for each Dividend Period, shall be (a) if the shares of Series F are issued prior to September 1, 2012, a rate per annum equal to three-month LIBOR plus 0.77% until the Dividend Payment date in September 2012, and (b) thereafter, a rate per annum that will reset quarterly and shall be equal to the greater of (i) three-month LIBOR for such Dividend Period plus 0.77 % and (ii) 4.000%. Three-month LIBOR, with respect to any Dividend Period, means the offered rate expressed as a percentage per annum for three-month deposits in U.S. dollars on the first day of such Dividend Period, as that rate appears on Reuters Screen LIBOR01 (or any successor or replacement page) as of 11:00 A.M., London time, on the second London Business Day immediately preceding the first day of such Dividend Period.

If the rate described in the preceding paragraph does not appear on Reuters Screen LIBOR01(or any successor or replacement page), LIBOR shall be determined on the basis of the rates, at approximately 11:00 A.M., London time, on the second London Business Day immediately preceding the first day of such Dividend Period, at which deposits of the following kind are offered to prime banks in the London interbank market by four major banks in that market selected by the Calculation Agent: three-month deposits in U.S. dollars, beginning on the first day of such Dividend Period, and in a Representative Amount. The Calculation Agent shall request the principal London office of each of these banks to provide a quotation of its rate at approximately 11:00 A.M., London time. If at least two quotations are provided, LIBOR for such Dividend Period shall be the arithmetic mean of such quotations.

If fewer than two quotations are provided as described in the preceding paragraph, LIBOR for such Dividend Period shall be the arithmetic mean of the rates for loans of the following kind to leading European banks quoted, at approximately 11:00 A.M. New York City time, on the second London Business Day immediately preceding the first day of such Dividend Period, by three major banks in New York City selected by the Calculation Agent: three-month loans of U.S. dollars, beginning on the first day of such Dividend Period, and in a Representative Amount.

If fewer than three banks selected by the Calculation Agent are quoting as described in the preceding paragraph, LIBOR for such Dividend Period shall be LIBOR in effect for the prior Dividend Period.

The Calculation Agent's determination of any dividend rate, and its calculation of the amount of dividends for any Dividend Period, will be maintained on file at the Corporation's principal offices and will be available to any stockholder upon request and will be final and binding in the absence of manifest error.

Holders of Series F shall not be entitled to any dividends, whether payable in cash, securities or other property, other than dividends (if any) declared and payable on the Series F as specified in this Section 4 (subject to the other provisions of this Certificate of Designations).

(b) **Priority of Dividends.** So long as any share of Series F remains outstanding, no dividend shall be declared or paid on the Common Stock or any other shares of Junior Stock (other than a dividend payable solely in Junior Stock), and no Common Stock or other Junior Stock shall be purchased, redeemed or otherwise acquired for consideration by the Corporation, directly or indirectly (other than as a result of a reclassification of Junior Stock for or into other Junior Stock, or the exchange or conversion of one share of Junior Stock for or into another share of Junior Stock and other than through the use of the proceeds of a substantially contemporaneous sale of Junior Stock) during a Dividend Period, unless the full dividends for the latest completed Dividend Period on all outstanding shares of Series F have been declared and paid (or declared and a sum sufficient for the payment thereof has been set aside). The foregoing provision shall not restrict the ability of Goldman, Sachs & Co., or any other affiliate of the Corporation, to engage in any market-making transactions in Junior Stock in the ordinary course of business.

When dividends are not paid (or declared and a sum sufficient for payment thereof set aside) on any Dividend Payment Date (or, in the case of Parity Stock having dividend payment dates different from the Dividend Payment Dates, on a dividend payment date falling within a Dividend Period) in full upon the Series F and any shares of Parity Stock, all dividends declared on the Series F and all such Parity Stock and payable on such Dividend Payment Date (or, in the case of parity stock having dividend payment dates different from the Dividend Payment Dates, on a dividend payment date falling within the Dividend Period related to such Dividend Payment Date) shall be declared pro rata so that the respective amounts of such dividends shall bear the same ratio to each other as all accrued but unpaid dividends per share on the Series F and all Parity Stock payable on such Dividend Payment Date (or, in the case of Parity Stock having dividend payment dates different from the Dividend Payment Dates, on a dividend payment date falling within the Dividend Period related to such Dividend Payment Date) bear to each other.

Subject to the foregoing, such dividends (payable in cash, securities or other property) as may be determined by the Board of Directors or the Committee (or another duly authorized committee of the Board of Directors) may be declared and paid on any securities, including Common Stock and other Junior Stock, from time to time out of any funds legally available for such payment, and the Series F shall not be entitled to participate in any such dividends.

Section 5. Liquidation Rights.

(a) **Voluntary or Involuntary Liquidation.** In the event of any liquidation, dissolution or winding up of the affairs of the Corporation, whether voluntary or involuntary, holders of Series F shall be entitled to receive, out of the assets of the Corporation or proceeds thereof (whether capital or surplus) available for distribution to

stockholders of the Corporation, and after satisfaction of all liabilities and obligations to creditors of the Corporation, before any distribution of such assets or proceeds is made to or set aside for the holders of Common Stock and any other stock of the Corporation ranking junior to the Series F as to such distribution, in full an amount equal to \$100,000 per share (the “Series F Liquidation Amount”), together with an amount equal to all dividends (if any) that have been declared but not paid prior to the date of payment of such distribution (but without any amount in respect of dividends that have not been declared prior to such payment date).

(b) **Partial Payment.** If in any distribution described in Section 5(a) above the assets of the Corporation or proceeds thereof are not sufficient to pay the Liquidation Preferences (as defined below) in full to all holders of Series F and all holders of any stock of the Corporation ranking equally with the Series F as to such distribution, the amounts paid to the holders of Series F and to the holders of all such other stock shall be paid pro rata in accordance with the respective aggregate Liquidation Preferences of the holders of Series F and the holders of all such other stock. In any such distribution, the “Liquidation Preference” of any holder of stock of the Corporation shall mean the amount otherwise payable to such holder in such distribution (assuming no limitation on the assets of the Corporation available for such distribution), including an amount equal to any declared but unpaid dividends (and, in the case of any holder of stock other than Series F and on which dividends accrue on a cumulative basis, an amount equal to any unpaid, accrued, cumulative dividends, whether or not declared, as applicable).

(c) **Residual Distributions.** If the Liquidation Preference has been paid in full to all holders of Series F, the holders of other stock of the Corporation shall be entitled to receive all remaining assets of the Corporation (or proceeds thereof) according to their respective rights and preferences.

(d) **Merger, Consolidation and Sale of Assets Not Liquidation.** For purposes of this Section 5, the merger or consolidation of the Corporation with any other corporation or other entity, including a merger or consolidation in which the holders of Series F receive cash, securities or other property for their shares, or the sale, lease or exchange (for cash, securities or other property) of all or substantially all of the assets of the Corporation, shall not constitute a liquidation, dissolution or winding up of the Corporation.

Section 6. Redemption.

(a) **Optional Redemption.** The Series F may not be redeemed by the Corporation prior to the later of September 1, 2012 and the date of original issue of Series F. On or after that date, the Corporation, at its option, may redeem, in whole at any time or in part from time to time, the shares of Series F at the time outstanding, upon notice given as provided in Section 6(c) below, at a redemption price equal to \$100,000 per share, together (except as otherwise provided herein) with an amount equal to any dividends that have been declared but not paid prior to the redemption date (but with no amount in respect of any dividends that have not been declared prior to such date). The redemption price for any shares of Series F shall be payable on the redemption date to the holder of such shares

against surrender of the certificate(s) evidencing such shares to the Corporation or its agent. Any declared but unpaid dividends payable on a redemption date that occurs subsequent to the Dividend Record Date for a Dividend Period shall not be paid to the holder entitled to receive the redemption price on the redemption date, but rather shall be paid to the holder of record of the redeemed shares on such Dividend Record Date relating to the Dividend Payment Date as provided in Section 4 above.

(b) **No Sinking Fund.** The Series F will not be subject to any mandatory redemption, sinking fund or other similar provisions. Holders of Series F will have no right to require redemption of any shares of Series F.

(c) **Notice of Redemption.** Notice of every redemption of shares of Series F shall be given by first class mail, postage prepaid, addressed to the holders of record of the shares to be redeemed at their respective last addresses appearing on the books of the Corporation. Such mailing shall be at least 30 days and not more than 60 days before the date fixed for redemption. Any notice mailed as provided in this Subsection shall be conclusively presumed to have been duly given, whether or not the holder receives such notice, but failure duly to give such notice by mail, or any defect in such notice or in the mailing thereof, to any holder of shares of Series F designated for redemption shall not affect the validity of the proceedings for the redemption of any other shares of Series F. Notwithstanding the foregoing, if the Series F or any depository shares representing interests in the Series F are issued in book-entry form through The Depository Trust Company or any other similar facility, notice of redemption may be given to the holders of Series F at such time and in any manner permitted by such facility. Each such notice given to a holder shall state: (1) the redemption date; (2) the number of shares of Series F to be redeemed and, if less than all the shares held by such holder are to be redeemed, the number of such shares to be redeemed from such holder; (3) the redemption price; and (4) the place or places where certificates for such shares are to be surrendered for payment of the redemption price.

(d) **Partial Redemption.** In case of any redemption of only part of the shares of Series F at the time outstanding, the shares to be redeemed shall be selected either pro rata or in such other manner as the Corporation may determine to be fair and equitable. Subject to the provisions hereof, the Corporation shall have full power and authority to prescribe the terms and conditions upon which shares of Series F shall be redeemed from time to time. If fewer than all the shares represented by any certificate are redeemed, a new certificate shall be issued representing the unredeemed shares without charge to the holder thereof.

(e) **Effectiveness of Redemption.** If notice of redemption has been duly given and if on or before the redemption date specified in the notice all funds necessary for the redemption have been set aside by the Corporation, separate and apart from its other funds, in trust for the pro rata benefit of the holders of the shares called for redemption, so as to be and continue to be available therefor, then, notwithstanding that any certificate for any share so called for redemption has not been surrendered for cancellation, on and after the redemption date dividends shall cease to accrue on all shares so called for redemption, all shares so called for redemption shall no longer be deemed

outstanding and all rights with respect to such shares shall forthwith on such redemption date cease and terminate, except only the right of the holders thereof to receive the amount payable on such redemption, without interest. Any funds unclaimed at the end of three years from the redemption date shall, to the extent permitted by law, be released to the Corporation, after which time the holders of the shares so called for redemption shall look only to the Corporation for payment of the redemption price of such shares.

Section 7. Conversion Upon Regulatory Changes. If both (i) and (ii) below occur:

(i) after the date of the issuance of the Series F, the Corporation (by election or otherwise) becomes subject to any law, rule, regulation or guidance (together, "Regulations") relating to its capital adequacy, which Regulation (x) modifies the existing requirements for treatment as Allowable Capital (as defined under the Securities and Exchange Commission rules relating to consolidated supervised entities as in effect from time to time), (y) provides for a type or level of capital characterized as "Tier 1" or its equivalent pursuant to Regulations of any governmental agency, authority or other body having regulatory jurisdiction over the Corporation (or any of its subsidiaries or consolidated affiliates) and implementing the capital standards published by the Basel Committee on Banking Supervision, the Securities and Exchange Commission, the Board of Governors of the Federal Reserve System or any other United States national governmental agency, authority or other body, or any other applicable regime based on capital standards published by the Basel Committee on Banking Supervision or its successor, or (z) provides for a type or level of capital that in the judgment of the Corporation (after consultation with legal counsel of recognized standing) is substantially equivalent to such "Tier 1" capital (such capital described in either (y) or (z) above is referred to below as "Tier 1 Capital Equivalent"), and

(ii) the Corporation affirmatively elects to qualify the Series F for treatment as Allowable Capital or Tier 1 Capital Equivalent without any sublimit or other quantitative restriction on the inclusion of the Series F in Allowable Capital or Tier 1 Capital Equivalent (other than any limitation the Corporation elects to accept and any limitation requiring that common equity or a specified form of common equity constitute the dominant form of Allowable Capital or Tier 1 Capital Equivalent) under such Regulations,

then, upon such affirmative election, the Series F shall be convertible at the Corporation's option into a new series of Preferred Stock having terms and provisions substantially identical to those of the Series F, except that such new series may have such additional or modified rights, preferences, privileges and voting powers, and limitations and restrictions thereof, as are necessary in the judgment of the Board of Directors or the Committee (or another duly authorized committee of the Board of Directors) (after consultation with legal counsel of recognized standing) to comply with the Required Unrestricted Capital Provisions (as defined below), *provided* that the Corporation will not cause any such conversion unless the Board of Directors or the Committee (or another duly authorized committee of the Board of Directors) determines that the rights, preferences, privileges and

voting powers, and the qualifications, limitations and restrictions thereof, of such new series of Preferred Stock, taken as a whole, are not materially less favorable to the holders thereof than the rights, preferences, privileges and voting powers, and the qualifications, limitations and restrictions thereof, of the Series F, taken as a whole.

As used above, the term “Required Unrestricted Capital Provisions” means such terms and provisions as are, in the judgment of the Corporation (after consultation with counsel of recognized standing), required for preferred stock to be treated as Allowable Capital or Tier 1 Capital Equivalent, as applicable, without any sublimit or other quantitative restriction on the inclusion of such preferred stock in Allowable Capital or Tier 1 Capital Equivalent, as applicable (other than any limitation the Corporation elects to accept and any limitation requiring that common equity or a specified form of common equity constitute the dominant form of Allowable Capital or Tier 1 Capital Equivalent) pursuant to the applicable Regulations.

The Corporation shall provide notice to the holders of Series F of any election to qualify the Series F for Allowable Capital or Tier 1 Capital Equivalent treatment and of any determination to convert the Series F into a new series of Preferred Stock pursuant to the terms of this Section 7, promptly upon the effectiveness of any such election or determination. A copy of such notice and of the relevant Regulations shall be maintained on file at the principal offices of the Corporation and, upon request, will be made available to any stockholder of the Corporation. Any conversion of the Series F pursuant to this Section 7 shall be effected pursuant to such procedures as the Corporation may determine and publicly disclose.

Except as specified in this Section 7, holders of Series F shares shall have no right to exchange or convert such shares into any other securities.

Section 8. Voting Rights.

(a) **General.** The holders of Series F shall not have any voting rights except as set forth below or as otherwise from time to time required by law.

(b) **Right To Elect Two Directors Upon Nonpayment Events.** If and whenever dividends on any shares of Series F shall not have been declared and paid for at least six Dividend Periods, whether or not consecutive (a “Nonpayment Event”), the number of directors then constituting the Board of Directors shall automatically be increased by two and the holders of Series F, together with the holders of any outstanding shares of Voting Preferred Stock, voting together as a single class, shall be entitled to elect the two additional directors (the “Preferred Stock Directors”), *provided* that it shall be a qualification for election for any such Preferred Stock Director that the election of such director shall not cause the Corporation to violate the corporate governance requirement of the New York Stock Exchange (or any other securities exchange or other trading facility on which securities of the Corporation may then be listed or traded) that listed or traded companies must have a majority of independent directors and *provided further* that the Board of Directors shall at no time include more than two Preferred Stock Directors (including, for purposes of this limitation, all directors that the holders of any series of Voting Preferred Stock are entitled to elect pursuant to like voting rights).

In the event that the holders of the Series F, and such other holders of Voting Preferred Stock, shall be entitled to vote for the election of the Preferred Stock Directors following a Nonpayment Event, such directors shall be initially elected following such Nonpayment Event only at a special meeting called at the request of the holders of record of at least 20% of the Series F or of any other series of Voting Preferred Stock then outstanding (unless such request for a special meeting is received less than 90 days before the date fixed for the next annual or special meeting of the stockholders of the Corporation, in which event such election shall be held only at such next annual or special meeting of stockholders), and at each subsequent annual meeting of stockholders of the Corporation. Such request to call a special meeting for the initial election of the Preferred Stock Directors after a Nonpayment Event shall be made by written notice, signed by the requisite holders of Series F or Voting Preferred Stock, and delivered to the Secretary of the Corporation in such manner as provided for in Section 10 below, or as may otherwise be required by law.

When dividends have been paid (or declared and a sum sufficient for payment thereof set aside) in full on the Series F for at least four Dividend Periods (whether or not consecutive) after a Nonpayment Event, then the right of the holders of Series F to elect the Preferred Stock Directors shall cease (but subject always to reversion of such voting rights in the case of any future Nonpayment Event), and, if and when any rights of holders of Series F and Voting Preferred Stock to elect the Preferred Stock Directors shall have ceased, the terms of office of all the Preferred Stock Directors shall forthwith terminate and the number of directors constituting the Board of Directors shall automatically be reduced accordingly.

Any Preferred Stock Director may be removed at any time without cause by the holders of record of a majority of the outstanding shares of the Series F and Voting Preferred Stock, when they have the voting rights described above (voting together as a single class). So long as a Nonpayment Event shall continue, any vacancy in the office of a Preferred Stock Director (other than prior to the initial election of Preferred Stock Directors after a Nonpayment Event) may be filled by the written consent of the Preferred Stock Director remaining in office, or if none remains in office, by a vote of the holders of record of a majority of the outstanding shares of the Series F and all Voting Preferred Stock, when they have the voting rights described above (voting together as a single class). Any such vote of stockholders to remove, or to fill a vacancy in the office of, a Preferred Stock Director may be taken only at a special meeting of such stockholders, called as provided above for an initial election of Preferred Stock Director after a Nonpayment Event (unless such request is received less than 90 days before the date fixed for the next annual or special meeting of the stockholders, in which event such election shall be held at such next annual or special meeting of stockholders). The Preferred Stock Directors shall each be entitled to one vote per director on any matter that shall come before the Board of Directors for a vote. Each Preferred Stock Director elected at any special meeting of stockholders or by written consent of the other Preferred Stock Director shall hold office until the next annual meeting of the stockholders if such office shall not have previously terminated as above provided.

(c) **Other Voting Rights.** So long as any shares of Series F are outstanding, in addition to any other vote or consent of stockholders required by law or by the Certificate of Incorporation, the vote or consent of the holders of at least 66²/₃% of the shares of Series F and any Voting Preferred Stock at the time outstanding and entitled to vote thereon, voting together as a single class, given in person or by proxy, either in writing without a meeting or by vote at any meeting called for the purpose, shall be necessary for effecting or validating:

(i) **Authorization of Senior Stock.** Any amendment or alteration of the Certificate of Incorporation to authorize or create, or increase the authorized amount of, any shares of any class or series of capital stock of the Corporation ranking senior to the Series F with respect to either or both the payment of dividends and/or the distribution of assets on any liquidation, dissolution or winding up of the Corporation;

(ii) **Amendment of Series F.** Any amendment, alteration or repeal of any provision of the Certificate of Incorporation so as to materially and adversely affect the special rights, preferences, privileges or voting powers of the Series F, taken as a whole; or

(iii) **Share Exchanges, Reclassifications, Mergers and Consolidations.** Any consummation of a binding share exchange or reclassification involving the Series F, or of a merger or consolidation of the Corporation with another corporation or other entity, unless in each case (x) the shares of Series F remain outstanding or, in the case of any such merger or consolidation with respect to which the Corporation is not the surviving or resulting entity, are converted into or exchanged for preference securities of the surviving or resulting entity or its ultimate parent, and (y) such shares remaining outstanding or such preference securities, as the case may be, have such rights, preferences, privileges and voting powers, and limitations and restrictions thereof, taken as a whole, as are not materially less favorable to the holders thereof than the rights, preferences, privileges and voting powers, and limitations and restrictions thereof, of the Series F immediately prior to such consummation, taken as a whole;

provided, however, that for all purposes of this Section 8(c), any increase in the amount of the authorized or issued Series F or authorized Preferred Stock, or the creation and issuance, or an increase in the authorized or issued amount, of any other series of Preferred Stock ranking equally with and/or junior to the Series F with respect to the payment of dividends (whether such dividends are cumulative or non-cumulative) and/or the distribution of assets upon liquidation, dissolution or winding up of the Corporation will not be deemed to adversely affect the rights, preferences, privileges or voting powers of the Series F. In addition, any conversion of the Series F pursuant to Section 7 above shall not be deemed to adversely affect the rights, preferences, privileges and voting powers of the Series F.

If any amendment, alteration, repeal, share exchange, reclassification, merger or consolidation specified in this Section 7(c) would adversely affect the Series F and one or more but not all other series of Preferred Stock, then only the Series F and such

series of Preferred Stock as are adversely affected by and entitled to vote on the matter shall vote on the matter together as a single class (in lieu of all other series of Preferred Stock).

(d) **Changes for Clarification.** Without the consent of the holders of the Series F, so long as such action does not adversely affect the rights, preferences, privileges and voting powers, and limitations and restrictions thereof, of the Series F, the Corporation may amend, alter, supplement or repeal any terms of the Series F:

(i) to cure any ambiguity, or to cure, correct or supplement any provision contained in this Certificate of Designations that may be defective or inconsistent; or

(ii) to make any provision with respect to matters or questions arising with respect to the Series F that is not inconsistent with the provisions of this Certificate of Designations.

(e) **Changes after Provision for Redemption.** No vote or consent of the holders of Series F shall be required pursuant to Section 8(b), (c) or (d) above if, at or prior to the time when any such vote or consent would otherwise be required pursuant to such Section, all outstanding shares of Series F shall have been redeemed, or shall have been called for redemption upon proper notice and sufficient funds shall have been set aside for such redemption, in each case pursuant to Section 6 above.

(f) **Procedures for Voting and Consents.** The rules and procedures for calling and conducting any meeting of the holders of Series F (including, without limitation, the fixing of a record date in connection therewith), the solicitation and use of proxies at such a meeting, the obtaining of written consents and any other aspect or matter with regard to such a meeting or such consents shall be governed by any rules the Board of Directors or the Committee (or another duly authorized committee of the Board of Directors), in its discretion, may adopt from time to time, which rules and procedures shall conform to the requirements of the Certificate of Incorporation, the Bylaws, applicable law and any national securities exchange or other trading facility on which the Series F is listed or traded at the time. Whether the vote or consent of the holders of a plurality, majority or other portion of the shares of Series F and any Voting Preferred Stock has been cast or given on any matter on which the holders of shares of Series F are entitled to vote shall be determined by the Corporation by reference to the specified liquidation amounts of the shares voted or covered by the consent.

Section 9. Record Holders. To the fullest extent permitted by applicable law, the Corporation and the transfer agent for the Series F may deem and treat the record holder of any share of Series F as the true and lawful owner thereof for all purposes, and neither the Corporation nor such transfer agent shall be affected by any notice to the contrary.

Section 10. Notices. All notices or communications in respect of Series F shall be sufficiently given if given in writing and delivered in person or by first class mail, postage prepaid, or if given in such other manner as may be permitted in this Certificate of Designations, in the Certificate of Incorporation or Bylaws or by applicable law.

Section 11. No Preemptive Rights. No share of Series F shall have any rights of preemption whatsoever as to any securities of the Corporation, or any warrants, rights or options issued or granted with respect thereto, regardless of how such securities, or such warrants, rights or options, may be designated, issued or granted.

Section 12. Other Rights. The shares of Series F shall not have any voting powers, preferences or relative, participating, optional or other special rights, or qualifications, limitations or restrictions thereof, other than as set forth herein or in the Certificate of Incorporation or as provided by applicable law.

CERTIFICATE OF DESIGNATIONS
OF
5.95% NON-CUMULATIVE PREFERRED STOCK, SERIES I
OF
THE GOLDMAN SACHS GROUP, INC.

THE GOLDMAN SACHS GROUP, INC., a corporation organized and existing under the General Corporation Law of the State of Delaware (the “Corporation”), in accordance with the provisions of Sections 103 and 151 thereof, DOES HEREBY CERTIFY:

The Securities Issuance Committee (the “Committee”) of the board of directors of the Corporation (the “Board of Directors”), in accordance with the resolutions of the Board of Directors dated October 28, 2011, the provisions of the restated certificate of incorporation and the amended and restated bylaws of the Corporation and applicable law, at a meeting duly called and held on October 22, 2012, adopted the following resolution creating a series of 34,500 shares of Preferred Stock of the Corporation designated as “5.95% Non-Cumulative Preferred Stock, Series I”.

RESOLVED, that pursuant to the authority vested in the Committee and in accordance with the resolutions of the Board of Directors dated October 28, 2011, the provisions of the restated certificate of incorporation and the amended and restated bylaws of the Corporation and applicable law, a series of Preferred Stock, par value \$.01 per share, of the Corporation be and hereby is created, and that the designation and number of shares of such series, and the voting and other powers, preferences and relative, participating, optional or other rights, and the qualifications, limitations and restrictions thereof, of the shares of such series, are as follows:

Section 1. Designation. The distinctive serial designation of such series of Preferred Stock is “5.95% Non-Cumulative Preferred Stock, Series I” (“Series I”). Each share of Series I shall be identical in all respects to every other share of Series I, except as to the respective dates from which dividends thereon shall accrue, to the extent such dates may differ as permitted pursuant to Section 4(a) below.

Section 2. Number of Shares. The authorized number of shares of Series I shall be 34,500. Shares of Series I that are redeemed, purchased or otherwise acquired by the Corporation shall be cancelled and shall revert to authorized but unissued shares of Series I.

Section 3. Definitions. As used herein with respect to Series I:

- (a) “Appropriate Federal Banking Agency” means the “appropriate federal banking agency” with respect to the Corporation as that term is defined in Section 3(q) of the Federal Deposit Insurance Act or any successor provision.
- (b) “Board of Directors” means the board of directors of the Corporation.
- (c) “ByLaws” means the amended and restated bylaws of the Corporation, as they may be amended from time to time.
- (d) “Business Day” means a day that is a Monday, Tuesday, Wednesday, Thursday or Friday and is not a day on which banking institutions in New York City generally are authorized or obligated by law, regulation or executive order to close.
- (e) “Certificate of Designations” means this Certificate of Designations relating to the Series I, as it may be amended from time to time.
- (f) “Certification of Incorporation” shall mean the restated certificate of incorporation of the Corporation, as it may be amended from time to time, and shall include this Certificate of Designations.
- (g) “Common Stock” means the common stock, par value \$0.01 per share, of the Corporation.
- (h) “Junior Stock” means the Common Stock and any other class or series of stock of the Corporation (other than Series I) that ranks junior to Series I either or both as to the payment of dividends and/or as to the distribution of assets on any liquidation, dissolution or winding up of the Corporation.
- (i) “Parity Stock” means any class or series of stock of the Corporation (other than Series I) that ranks equally with Series I both in the payment of dividends and in the distribution of assets on any liquidation, dissolution or winding up of the Corporation.
- (j) “Preferred Stock” means any and all series of Preferred Stock, having a par value of \$0.01 per share, of the Corporation, including the Series I.
- (k) “Regulatory Capital Treatment Event” means the good faith determination by the Corporation that, as a result of (i) any amendment to, or change in, the laws or regulations of the United States or any political subdivision of or in the United States that is enacted or becomes effective after the initial issuance of any share of the Series I, (ii) any proposed change in those laws or regulations that is announced or becomes effective after the initial issuance of any share of Series I, or (iii) any official administrative decision or judicial decision or administrative action or other official pronouncement interpreting or applying

those laws or regulations that is announced after the initial issuance of any share of Series I, there is more than an insubstantial risk that the Corporation will not be entitled to treat the full liquidation preference amount of \$25,000 per share of Series I then outstanding as “tier 1 capital” (or its equivalent) for purposes of the capital adequacy guidelines of the Board of Governors of the Federal Reserve System (or, as and if applicable, the capital adequacy guidelines or regulations of any successor Appropriate Federal Banking Agency) as then in effect and applicable, for so long as any share of Series I is outstanding.

(l) “Voting Preferred Stock” means, with regard to any election or removal of a Preferred Stock Director (as defined in Section 7(b) below) or any other matter as to which the holders of Series I are entitled to vote as specified in Section 7 of this Certificate of Designations, any and all series of Preferred Stock (other than Series I) that rank equally with Series I either as to the payment of dividends or as to the distribution of assets upon liquidation, dissolution or winding up of the Corporation and upon which like voting rights have been conferred and are exercisable with respect to such matter.

Section 4. Dividends.

(a) **Rate.** Holders of Series I shall be entitled to receive, when, as and if declared by the Board of Directors or the Committee (or another duly authorized committee of the Board of Directors) out of funds legally available for the payment of dividends under Delaware law, non-cumulative cash dividends at the rate per annum equal to 5.95% applied to the liquidation preference amount of \$25,000 per share of Series I. Such dividends shall be payable quarterly in arrears (as provided below in this Section 4(a)), but only when, as and if declared by the Board of Directors or the Committee (or another duly authorized committee of the Board of Directors), on February 10, May 10, August 10 and November 10 (“Dividend Payment Dates”), commencing on February 10, 2013; *provided* that if any such Dividend Payment Date would otherwise occur on a day that is not a Business Day, such Dividend Payment Date shall instead be (and any dividend payable on Series I on such Dividend Payment Date shall instead be payable on) the immediately succeeding Business Day. Dividends on Series I shall not be cumulative; holders of Series I shall not be entitled to receive any dividends not declared by the Board of Directors or the Committee (or another duly authorized committee of the Board of Directors) and no interest, or sum of money in lieu of interest, shall be payable in respect of any dividend not so declared.

Dividends on the Series I shall not be declared or set aside for payment if and to the extent such dividends would cause the Corporation to fail to comply with the capital adequacy guidelines of the Board of Governors of the Federal Reserve System (or, as and if applicable, the capital adequacy guidelines or regulations of any successor Appropriate Federal Banking Agency) applicable to the Corporation.

Dividends that are payable on Series I on any Dividend Payment Date will be payable to holders of record of Series I as they appear on the stock register of the Corporation on the applicable record date, which shall be the 15th calendar day before such

Dividend Payment Date or such other record date fixed by the Board of Directors or the Committee (or another duly authorized committee of the Board of Directors) that is not more than 60 nor less than 10 days prior to such Dividend Payment Date (each, a “Dividend Record Date”). Any such day that is a Dividend Record Date shall be a Dividend Record Date whether or not such day is a Business Day.

Each dividend period (a “Dividend Period”) shall commence on and include a Dividend Payment Date (other than the initial Dividend Period, which shall commence on and include the date of original issue of the Series I, *provided* that, for any share of Series I issued after such original issue date, the initial Dividend Period for such shares may commence on and include such other date as the Board of Directors or the Committee (or another duly authorized committee of the Board of Directors) shall determine and publicly disclose) and shall end on and include the calendar day next preceding the next Dividend Payment Date. Dividends payable on the Series I in respect of any Dividend Period shall be computed on the basis of a 360-day year consisting of twelve 30-day months. Dividends payable in respect of a Dividend Period shall be payable in arrears – i.e., on the first Dividend Payment Date after such Dividend Period.

Holders of Series I shall not be entitled to any dividends, whether payable in cash, securities or other property, other than dividends (if any) declared and payable on the Series I as specified in this Section 4 (subject to the other provisions of this Certificate of Designations).

(b) **Priority of Dividends.** So long as any share of Series I remains outstanding, no dividend shall be declared or paid on the Common Stock or any other shares of Junior Stock (other than a dividend payable solely in Junior Stock), and no Common Stock or other Junior Stock shall be purchased, redeemed or otherwise acquired for consideration by the Corporation, directly or indirectly (other than as a result of a reclassification of Junior Stock for or into other Junior Stock, or the exchange or conversion of one share of Junior Stock for or into another share of Junior Stock and other than through the use of the proceeds of a substantially contemporaneous sale of Junior Stock) during a Dividend Period, unless the full dividends for the latest completed Dividend Period on all outstanding shares of Series I have been declared and paid (or declared and a sum sufficient for the payment thereof has been set aside). The foregoing provision shall not restrict the ability of Goldman, Sachs & Co., or any other affiliate of the Corporation, to engage in any market-making transactions in Junior Stock in the ordinary course of business.

When dividends are not paid (or declared and a sum sufficient for payment thereof set aside) on any Dividend Payment Date (or, in the case of Parity Stock having dividend payment dates different from the Dividend Payment Dates, on a dividend payment date falling within a Dividend Period) in full upon the Series I and any shares of Parity Stock, all dividends declared on the Series I and all such Parity Stock and payable on such Dividend Payment Date (or, in the case of parity stock having dividend payment dates different from the Dividend Payment Dates, on a dividend payment date falling within the Dividend Period related to such Dividend Payment Date) shall be declared pro rata so that the respective amounts of such dividends shall bear the same ratio to each other as all

accrued but unpaid dividends per share on the Series I and all Parity Stock payable on such Dividend Payment Date (or, in the case of Parity Stock having dividend payment dates different from the Dividend Payment Dates, on a dividend payment date falling within the Dividend Period related to such Dividend Payment Date) bear to each other.

Subject to the foregoing, such dividends (payable in cash, securities or other property) as may be determined by the Board of Directors or the Committee (or another duly authorized committee of the Board of Directors) may be declared and paid on any securities, including Common Stock and other Junior Stock, from time to time out of any funds legally available for such payment, and the Series I shall not be entitled to participate in any such dividends.

Section 5. Liquidation Rights.

(a) **Voluntary or Involuntary Liquidation.** In the event of any liquidation, dissolution or winding up of the affairs of the Corporation, whether voluntary or involuntary, holders of Series I shall be entitled to receive, out of the assets of the Corporation or proceeds thereof (whether capital or surplus) available for distribution to stockholders of the Corporation, and after satisfaction of all liabilities and obligations to creditors of the Corporation, before any distribution of such assets or proceeds is made to or set aside for the holders of Common Stock and any other stock of the Corporation ranking junior to the Series I as to such distribution, in full an amount equal to \$25,000 per share (the "Series I Liquidation Amount"), together with an amount equal to all dividends (if any) that have been declared but not paid prior to the date of payment of such distribution (but without any amount in respect of dividends that have not been declared prior to such payment date).

(b) **Partial Payment.** If in any distribution described in Section 5(a) above the assets of the Corporation or proceeds thereof are not sufficient to pay the Liquidation Preferences (as defined below) in full to all holders of Series I and all holders of any stock of the Corporation ranking equally with the Series I as to such distribution, the amounts paid to the holders of Series I and to the holders of all such other stock shall be paid *pro rata* in accordance with the respective aggregate Liquidation Preferences of the holders of Series I and the holders of all such other stock. In any such distribution, the "Liquidation Preference" of any holder of stock of the Corporation shall mean the amount otherwise payable to such holder in such distribution (assuming no limitation on the assets of the Corporation available for such distribution), including an amount equal to any declared but unpaid dividends (and, in the case of any holder of stock other than Series I and on which dividends accrue on a cumulative basis, an amount equal to any unpaid, accrued, cumulative dividends, whether or not declared, as applicable).

(c) **Residual Distributions.** If the Liquidation Preference has been paid in full to all holders of Series I, the holders of other stock of the Corporation shall be entitled to receive all remaining assets of the Corporation (or proceeds thereof) according to their respective rights and preferences.

(d) **Merger, Consolidation and Sale of Assets Not Liquidation.** For purposes of this Section 5, the merger or consolidation of the Corporation with any other corporation or other entity, including a merger or consolidation in which the holders of Series I receive cash, securities or other property for their shares, or the sale, lease or exchange (for cash, securities or other property) of all or substantially all of the assets of the Corporation, shall not constitute a liquidation, dissolution or winding up of the Corporation.

Section 6. Redemption.

(a) **Optional Redemption.** The Series I is perpetual and has no maturity date. The Corporation may, at its option, redeem the shares of Series I at the time outstanding, upon notice given as provided in Section 6(c) below, (i) in whole or in part, from time to time, on any date on or after November 10, 2017, or (ii) in whole but not in part at any time within 90 days following a Regulatory Capital Treatment Event, in each case, at a redemption price equal to \$25,000 per share, together (except as otherwise provided hereinbelow) with an amount equal to any dividends that have accrued but not been paid for the then-current Dividend Period to but excluding the redemption date, whether or not such dividends have been declared. The redemption price for any shares of Series I shall be payable on the redemption date to the holder of such shares against surrender of the certificate(s) evidencing such shares to the Corporation or its agent. Any declared but unpaid dividends payable on a redemption date that occurs subsequent to the Dividend Record Date for a Dividend Period shall not be paid to the holder entitled to receive the redemption price on the redemption date, but rather shall be paid to the holder of record of the redeemed shares on such Dividend Record Date relating to the Dividend Payment Date as provided in Section 4 above. Notwithstanding the foregoing, the Corporation may not redeem shares of Series I without having received the prior approval of the Appropriate Federal Banking Agency if then required under capital guidelines applicable to the Corporation.

(b) **No Sinking Fund.** The Series I will not be subject to any mandatory redemption, sinking fund or other similar provisions. Holders of Series I will have no right to require redemption of any shares of Series I.

(c) **Notice of Redemption.** Notice of every redemption of shares of Series I shall be given by first class mail, postage prepaid, addressed to the holders of record of the shares to be redeemed at their respective last addresses appearing on the books of the Corporation. Such mailing shall be at least 30 days and not more than 60 days before the date fixed for redemption. Any notice mailed as provided in this Subsection shall be conclusively presumed to have been duly given, whether or not the holder receives such notice, but failure duly to give such notice by mail, or any defect in such notice or in the mailing thereof, to any holder of shares of Series I designated for redemption shall not affect the validity of the proceedings for the redemption of any other shares of Series I. Notwithstanding the foregoing, if the Series I or any depository shares representing interests in the Series I are issued in book-entry form through The Depository Trust Company or any other similar facility, notice of redemption may be given to the holders of Series I at such time and in any manner permitted by such facility. Each such notice given

to a holder shall state: (1) the redemption date; (2) the number of shares of Series I to be redeemed and, if less than all the shares held by such holder are to be redeemed, the number of such shares to be redeemed from such holder; (3) the redemption price; and (4) the place or places where certificates for such shares are to be surrendered for payment of the redemption price.

(d) **Partial Redemption.** In case of any redemption of only part of the shares of Series I at the time outstanding, the shares to be redeemed shall be selected either *pro rata* or in such other manner as the Corporation may determine to be fair and equitable. Subject to the provisions hereof, the Corporation shall have full power and authority to prescribe the terms and conditions upon which shares of Series I shall be redeemed from time to time. If fewer than all the shares represented by any certificate are redeemed, a new certificate shall be issued representing the unredeemed shares without charge to the holder thereof.

(e) **Effectiveness of Redemption.** If notice of redemption has been duly given and if on or before the redemption date specified in the notice all funds necessary for the redemption have been set aside by the Corporation, separate and apart from its other funds, in trust for the *pro rata* benefit of the holders of the shares called for redemption, so as to be and continue to be available therefor, then, notwithstanding that any certificate for any share so called for redemption has not been surrendered for cancellation, on and after the redemption date dividends shall cease to accrue on all shares so called for redemption, all shares so called for redemption shall no longer be deemed outstanding and all rights with respect to such shares shall forthwith on such redemption date cease and terminate, except only the right of the holders thereof to receive the amount payable on such redemption, without interest. Any funds unclaimed at the end of three years from the redemption date shall, to the extent permitted by law, be released to the Corporation, after which time the holders of the shares so called for redemption shall look only to the Corporation for payment of the redemption price of such shares.

Section 7. Voting Rights.

(a) **General.** The holders of Series I shall not have any voting rights except as set forth below or as otherwise from time required by law.

(b) **Right To Elect Two Directors Upon Nonpayment Events.** If and whenever dividends on any shares of Series I shall not have been declared and paid for at least six Dividend Periods, whether or not consecutive (a "Nonpayment Event"), the number of directors then constituting the Board of Directors shall automatically be increased by two and the holders of Series I, together with the holders of any outstanding shares of Voting Preferred Stock, voting together as a single class, shall be entitled to elect the two additional directors (the "Preferred Stock Directors"), *provided* that it shall be a qualification for election for any such Preferred Stock Director that the election of such director shall not cause the Corporation to violate the corporate governance requirement of the New York Stock Exchange (or any other securities exchange or other trading facility on which securities of the Corporation may then be listed or traded) that listed or traded companies must have a majority of independent directors and *provided further* that the

Board of Directors shall at no time include more than two Preferred Stock Directors (including, for purposes of this limitation, all directors that the holders of any series of Voting Preferred Stock are entitled to elect pursuant to like voting rights).

In the event that the holders of the Series I, and such other holders of Voting Preferred Stock, shall be entitled to vote for the election of the Preferred Stock Directors following a Nonpayment Event, such directors shall be initially elected following such Nonpayment Event only at a special meeting called at the request of the holders of record of at least 20% of the Series I or of any other series of Voting Preferred Stock then outstanding (unless such request for a special meeting is received less than 90 days before the date fixed for the next annual or special meeting of the stockholders of the Corporation, in which event such election shall be held only at such next annual or special meeting of stockholders), and at each subsequent annual meeting of stockholders of the Corporation. Such request to call a special meeting for the initial election of the Preferred Stock Directors after a Nonpayment Event shall be made by written notice, signed by the requisite holders of Series I or Voting Preferred Stock, and delivered to the Secretary of the Corporation in such manner as provided for in Section 9 below, or as may otherwise be required by law.

When dividends have been paid (or declared and a sum sufficient for payment thereof set aside) in full on the Series I for at least four Dividend Periods (whether or not consecutive) after a Nonpayment Event, then the right of the holders of Series I to elect the Preferred Stock Directors shall cease (but subject always to re-vesting of such voting rights in the case of any future Nonpayment Event), and, if and when any rights of holders of Series I and Voting Preferred Stock to elect the Preferred Stock Directors shall have ceased, the terms of office of all the Preferred Stock Directors shall forthwith terminate and the number of directors constituting the Board of Directors shall automatically be reduced accordingly.

Any Preferred Stock Director may be removed at any time without cause by the holders of record of a majority of the outstanding shares of the Series I and Voting Preferred Stock, when they have the voting rights described above (voting together as a single class). So long as a Nonpayment Event shall continue, any vacancy in the office of a Preferred Stock Director (other than prior to the initial election of Preferred Stock Directors after a Nonpayment Event) may be filled by the written consent of the Preferred Stock Director remaining in office, or if none remains in office, by a vote of the holders of record of a majority of the outstanding shares of the Series I and all Voting Preferred Stock, when they have the voting rights described above (voting together as a single class). Any such vote of stockholders to remove, or to fill a vacancy in the office of, a Preferred Stock Director may be taken only at a special meeting of such stockholders, called as provided above for an initial election of Preferred Stock Director after a Nonpayment Event (unless such request is received less than 90 days before the date fixed for the next annual or special meeting of the stockholders, in which event such election shall be held at such next annual or special meeting of stockholders). The Preferred Stock Directors shall each be entitled to one vote per director on any matter that shall come before the Board of Directors for a vote. Each Preferred Stock Director elected at any special meeting of stockholders or by written consent of the other Preferred Stock Director shall hold office until the next annual meeting of the stockholders if such office shall not have previously terminated as above provided.

(c) **Other Voting Rights.** So long as any shares of Series I are outstanding, in addition to any other vote or consent of stockholders required by law or by the Certificate of Incorporation, the vote or consent of the holders of at least 66²/₃% of the shares of Series I and any Voting Preferred Stock at the time outstanding and entitled to vote thereon, voting together as a single class, given in person or by proxy, either in writing without a meeting or by vote at any meeting called for the purpose, shall be necessary for effecting or validating:

(i) **Authorization of Senior Stock.** Any amendment or alteration of the Certificate of Incorporation to authorize or create, or increase the authorized amount of, any shares of any class or series of capital stock of the Corporation ranking senior to the Series I with respect to either or both the payment of dividends and/or the distribution of assets on any liquidation, dissolution or winding up of the Corporation;

(ii) **Amendment of Series I.** Any amendment, alteration or repeal of any provision of the Certificate of Incorporation so as to materially and adversely affect the special rights, preferences, privileges or voting powers of the Series I, taken as a whole; or

(iii) **Share Exchanges, Reclassifications, Mergers and Consolidations.** Any consummation of a binding share exchange or reclassification involving the Series I, or of a merger or consolidation of the Corporation with another corporation or other entity, unless in each case (x) the shares of Series I remain outstanding or, in the case of any such merger or consolidation with respect to which the Corporation is not the surviving or resulting entity, are converted into or exchanged for preference securities of the surviving or resulting entity or its ultimate parent, and (y) such shares remaining outstanding or such preference securities, as the case may be, have such rights, preferences, privileges and voting powers, and limitations and restrictions thereof, taken as a whole, as are not materially less favorable to the holders thereof than the rights, preferences, privileges and voting powers, and limitations and restrictions thereof, of the Series I immediately prior to such consummation, taken as a whole;

provided, however, that for all purposes of this Section 7(c), any increase in the amount of the authorized or issued Series I or authorized Preferred Stock, or the creation and issuance, or an increase in the authorized or issued amount, of any other series of Preferred Stock ranking equally with and/or junior to the Series I with respect to the payment of dividends (whether such dividends are cumulative or non-cumulative) and/or the distribution of assets upon liquidation, dissolution or winding up of the Corporation will not be deemed to adversely affect the rights, preferences, privileges or voting powers of the Series I.

If any amendment, alteration, repeal, share exchange, reclassification, merger or consolidation specified in this Section 7(c) would adversely affect the Series I

and one or more but not all other series of Preferred Stock, then only the Series I and such series of Preferred Stock as are adversely affected by and entitled to vote on the matter shall vote on the matter together as a single class (in lieu of all other series of Preferred Stock).

(d) **Changes for Clarification.** Without the consent of the holders of the Series I, so long as such action does not adversely affect the rights, preferences, privileges and voting powers, and limitations and restrictions thereof, of the Series I, the Corporation may amend, alter, supplement or repeal any terms of the Series I:

(i) to cure any ambiguity, or to cure, correct or supplement any provision contained in this Certificate of Designations that may be defective or inconsistent; or

(ii) to make any provision with respect to matters or questions arising with respect to the Series I that is not inconsistent with the provisions of this Certificate of Designations.

(e) **Changes after Provision for Redemption.** No vote or consent of the holders of Series I shall be required pursuant to Section 7(b), (c) or (d) above if, at or prior to the time when any such vote or consent would otherwise be required pursuant to such Section, all outstanding shares of Series I shall have been redeemed, or shall have been called for redemption upon proper notice and sufficient funds shall have been set aside for such redemption, in each case pursuant to Section 6 above.

(f) **Procedures for Voting and Consents.** The rules and procedures for calling and conducting any meeting of the holders of Series I (including, without limitation, the fixing of a record date in connection therewith), the solicitation and use of proxies at such a meeting, the obtaining of written consents and any other aspect or matter with regard to such a meeting or such consents shall be governed by any rules the Board of Directors or the Committee (or another duly authorized committee of the Board of Directors), in its discretion, may adopt from time to time, which rules and procedures shall conform to the requirements of the Certificate of Incorporation, the Bylaws, applicable law and any national securities exchange or other trading facility on which the Series I is listed or traded at the time. Whether the vote or consent of the holders of a plurality, majority or other portion of the shares of Series I and any Voting Preferred Stock has been cast or given on any matter on which the holders of shares of Series I are entitled to vote shall be determined by the Corporation by reference to the specified liquidation amounts of the shares voted or covered by the consent.

Section 8. Record Holders. To the fullest extent permitted by applicable law, the Corporation and the transfer agent for the Series I may deem and treat the record holder of any share of Series I as the true and lawful owner thereof for all purposes, and neither the Corporation nor such transfer agent shall be affected by any notice to the contrary.

Section 9. Notices. All notices or communications in respect of Series I shall be sufficiently given if given in writing and delivered in person or by first class mail, postage prepaid, or if given in such other manner as may be permitted in this Certificate of Designations, in the Certificate of Incorporation or Bylaws or by applicable law.

Section 10. No Preemptive Rights. No share of Series I shall have any rights of preemption whatsoever as to any securities of the Corporation, or any warrants, rights or options issued or granted with respect thereto, regardless of how such securities, or such warrants, rights or options, may be designated, issued or granted.

Section 11. Other Rights. The shares of Series I shall not have any voting powers, preferences or relative, participating, optional or other special rights, or qualifications, limitations or restrictions thereof, other than as set forth herein or in the Certificate of Incorporation or as provided by applicable law.

CERTIFICATE OF DESIGNATIONS
OF
5.50% FIXED-TO-FLOATING RATE NON-CUMULATIVE
PREFERRED STOCK, SERIES J
OF
THE GOLDMAN SACHS GROUP, INC.

THE GOLDMAN SACHS GROUP, INC., a corporation organized and existing under the General Corporation Law of the State of Delaware (the “Corporation”), in accordance with the provisions of Sections 103 and 151 thereof, DOES HEREBY CERTIFY:

The Securities Issuance Committee (the “Committee”) of the board of directors of the Corporation (the “Board of Directors”), in accordance with the resolutions of the Board of Directors dated October 28, 2011, the provisions of the restated certificate of incorporation and the amended and restated bylaws of the Corporation and applicable law, at a meeting duly called and held on April 22, 2013, adopted the following resolution creating a series of 46,000 shares of Preferred Stock of the Corporation designated as “5.50% Fixed-to-Floating Rate Non-Cumulative Preferred Stock, Series J”.

RESOLVED, that pursuant to the authority vested in the Committee and in accordance with the resolutions of the Board of Directors dated October 28, 2011, the provisions of the restated certificate of incorporation and the amended and restated bylaws of the Corporation and applicable law, a series of Preferred Stock, par value \$.01 per share, of the Corporation be and hereby is created, and that the designation and number of shares of such series, and the voting and other powers, preferences and relative, participating, optional or other rights, and the qualifications, limitations and restrictions thereof, of the shares of such series, are as follows:

Section 1. Designation. The distinctive serial designation of such series of Preferred Stock is “5.50% Fixed-to-Floating Rate Non-Cumulative Preferred Stock, Series J” (“Series J”). Each share of Series J shall be identical in all respects to every other share of Series J, except as to the respective dates from which dividends thereon shall accrue, to the extent such dates may differ as permitted pursuant to Section 4(a) below.

Section 2. Number of Shares. The authorized number of shares of Series J shall be 46,000. Shares of Series J that are redeemed, purchased or otherwise acquired by the Corporation shall be cancelled and shall revert to authorized but unissued shares of Series J.

Section 3. Definitions. As used herein with respect to Series J:

- (a) “Appropriate Federal Banking Agency” means the “appropriate federal banking agency” with respect to the Corporation as that term is defined in Section 3(q) of the Federal Deposit Insurance Act or any successor provision.
- (b) “Board of Directors” means the board of directors of the Corporation.
- (c) “ByLaws” means the amended and restated bylaws of the Corporation, as they may be amended from time to time.
- (d) “Business Day” means a day that is a Monday, Tuesday, Wednesday, Thursday or Friday and is not a day on which banking institutions in New York City generally are authorized or obligated by law, regulation or executive order to close.
- (e) “Calculation Agent” means, at any time, the person or entity appointed by the Corporation and serving as such agent at such time. The Corporation may terminate any such appointment and may appoint a successor agent at any time and from time to time, *provided* that the Corporation shall use its best efforts to ensure that there is, at all relevant times when the Series J is outstanding, a person or entity appointed and serving as such agent. The Calculation Agent may be a person or entity affiliated with the Corporation.
- (f) “Certificate of Designations” means this Certificate of Designations relating to the Series J, as it may be amended from time to time.
- (g) “Certification of Incorporation” shall mean the restated certificate of incorporation of the Corporation, as it may be amended from time to time, and shall include this Certificate of Designations.
- (h) “Common Stock” means the common stock, par value \$0.01 per share, of the Corporation.
- (i) “Junior Stock” means the Common Stock and any other class or series of stock of the Corporation (other than Series J) that ranks junior to Series J either or both as to the payment of dividends and/or as to the distribution of assets on any liquidation, dissolution or winding up of the Corporation.
- (j) “London Business Day” means a day that is a Monday, Tuesday, Wednesday, Thursday or Friday and is a day on which dealings in U.S. dollars are transacted in the London interbank market.
- (k) “Parity Stock” means any class or series of stock of the Corporation (other than Series J) that ranks equally with Series J both in the payment of dividends and in the distribution of assets on any liquidation, dissolution or winding up of the Corporation.

(l) “Preferred Stock” means any and all series of Preferred Stock, having a par value of \$0.01 per share, of the Corporation, including the Series J.

(m) “Regulatory Capital Treatment Event” means the good faith determination by the Corporation that, as a result of (i) any amendment to, or change in, the laws or regulations of the United States or any political subdivision of or in the United States that is enacted or becomes effective after the initial issuance of any share of the Series J (ii) any proposed change in those laws or regulations that is announced or becomes effective after the initial issuance of any share of Series J, or (iii) any official administrative decision or judicial decision or administrative action or other official pronouncement interpreting or applying those laws or regulations that is announced after the initial issuance of any share of Series J, there is more than an insubstantial risk that the Corporation will not be entitled to treat the full liquidation preference amount of \$25,000 per share of Series J then outstanding as “tier 1 capital” (or its equivalent) for purposes of the capital adequacy guidelines of the Board of Governors of the Federal Reserve System (or, as and if applicable, the capital adequacy guidelines or regulations of any successor Appropriate Federal Banking Agency) as then in effect and applicable, for so long as any share of Series J is outstanding.

(n) “Representative Amount” means, at any time, an amount that, in the Calculation Agent’s judgment, is representative of a single transaction in the relevant market at the relevant time.

(o) “Reuters screen” means the display on the Reuters 3000 Xtra service, or any successor or replacement service.

(p) “Voting Preferred Stock” means, with regard to any election or removal of a Preferred Stock Director (as defined in Section 7(b) below) or any other matter as to which the holders of Series J are entitled to vote as specified in Section 7 of this Certificate of Designations, any and all series of Preferred Stock (other than Series J) that rank equally with Series J either as to the payment of dividends or as to the distribution of assets upon liquidation, dissolution or winding up of the Corporation and upon which like voting rights have been conferred and are exercisable with respect to such matter.

Section 4. Dividends.

(a) Rate. Holders of Series J shall be entitled to receive, when, as and if declared by the Board of Directors or the Committee (or another duly authorized committee of the Board of Directors) out of funds legally available for the payment of dividends under Delaware law, non-cumulative cash dividends at the rate determined as set forth below in this Section (4) applied to the liquidation preference amount of \$25,000 per share of Series J. Such dividends shall be payable quarterly in arrears (as provided below in this Section 4(a)), but only when, as and if declared by the Board of Directors or the Committee (or another duly authorized committee of the Board of Directors), on February 10, May 10, August 10 and November 10 (“Dividend Payment Dates”), commencing on

August 10, 2013; *provided* that if any such Dividend Payment Date would otherwise occur on a day that is not a Business Day, such Dividend Payment Date shall instead be (and any dividend payable on Series J on such Dividend Payment Date shall instead be payable on) the immediately succeeding Business Day unless, after May 10, 2023, such immediately succeeding Business Day falls in the next calendar month, in which case such Dividend Payment Date shall instead be (and any such Dividend shall instead be payable on) the immediately preceding Business Day. Dividends on Series J shall not be cumulative; holders of Series J shall not be entitled to receive any dividends not declared by the Board of Directors or the Committee (or another duly authorized committee of the Board of Directors) and no interest, or sum of money in lieu of interest, shall be payable in respect of any dividend not so declared.

Dividends on the Series J shall not be declared or set aside for payment if and to the extent such dividends would cause the Corporation to fail to comply with the capital adequacy guidelines of the Board of Governors of the Federal Reserve System (or, as and if applicable, the capital adequacy guidelines or regulations of any successor Appropriate Federal Banking Agency) applicable to the Corporation.

Dividends that are payable on Series J on any Dividend Payment Date will be payable to holders of record of Series J as they appear on the stock register of the Corporation on the applicable record date, which shall be the 15th calendar day before such Dividend Payment Date or such other record date fixed by the Board of Directors or the Committee (or another duly authorized committee of the Board of Directors) that is not more than 60 nor less than 10 days prior to such Dividend Payment Date (each, a “Dividend Record Date”). Any such day that is a Dividend Record Date shall be a Dividend Record Date whether or not such day is a Business Day.

Each dividend period (a “Dividend Period”) shall commence on and include a Dividend Payment Date (other than the initial Dividend Period, which shall commence on and include the date of original issue of the Series J, *provided* that, for any share of Series J issued after such original issue date, the initial Dividend Period for such shares may commence on and include such other date as the Board of Directors or the Committee (or another duly authorized committee of the Board of Directors) shall determine and publicly disclose) and shall end on and include the calendar day next preceding the next Dividend Payment Date. Dividends payable on the Series J in respect of any Dividend Period beginning prior to May 10, 2023 shall be calculated on the basis of a 360-day year consisting of twelve 30-day months, and dividends payable on the Series J in respect of any Dividend Period beginning on or after May 10, 2023 shall be calculated by the Calculation Agent on the basis of a 360-day year and the actual number of days elapsed in such Dividend Period. Dividends payable in respect of a Dividend Period shall be payable in arrears – i.e., on the first Dividend Payment Date after such Dividend Period.

The dividend rate on the Series J, for each Dividend Period beginning prior to May 10, 2023, shall be a rate per annum equal to 5.50%, and the dividend rate on the Series J, for each Dividend Period beginning on or after May 10, 2023, shall be a rate per annum equal to LIBOR (as defined below) for such Dividend Period plus 3.64%. LIBOR, with respect to any Dividend Period beginning on or after May 10, 2023, means the offered

rate expressed as a percentage per annum for three-month deposits in U.S. dollars on the first day of such Dividend Period, as that rate appears on Reuters screen LIBOR01 (or any successor or replacement page) as of approximately 11:00 A.M., London time, on the second London Business Day immediately preceding the first day of such Dividend Period.

If the rate described in the preceding paragraph does not appear on the Reuters screen LIBOR01 (or any successor or replacement page), LIBOR shall be determined on the basis of the rates, at approximately 11:00 A.M., London time, on the second London Business Day immediately preceding the first day of such Dividend Period, at which deposits of the following kind are offered to prime banks in the London interbank market by four major banks in that market selected by the Calculation Agent: three-month deposits in U.S. dollars, beginning on the first day of such Dividend Period, and in a Representative Amount. The Calculation Agent shall request the principal London office of each of these banks to provide a quotation of its rate at approximately 11:00 A.M., London time. If at least two quotations are provided, LIBOR for such Dividend Period shall be the arithmetic mean of such quotations.

If fewer than two quotations are provided as described in the preceding paragraph, LIBOR for such Dividend Period shall be the arithmetic mean of the rates for loans of the following kind to leading European banks quoted, at approximately 11:00 A.M., New York City time, on the second London Business Day immediately preceding the first day of such Dividend Period, by three major banks in New York City selected by the Calculation Agent: three-month loans of U.S. dollars, beginning on the first day of such Dividend Period, and in a Representative Amount.

If no quotation is provided as described in the preceding paragraph, then the Calculation Agent, after consulting such sources as it deems comparable to any of the foregoing quotations or display page, or any such source as it deems reasonable from which to estimate LIBOR or any of the foregoing lending rates, shall determine LIBOR for such Dividend Period in its sole discretion.

The Calculation Agent's determination of any dividend rate, and its calculation of the amount of dividends for any Dividend Period, will be maintained on file at the Corporation's principal offices, will be made available to any stockholder upon request and will be final and binding in the absence of manifest error.

Holder of Series J shall not be entitled to any dividends, whether payable in cash, securities or other property, other than dividends (if any) declared and payable on the Series J as specified in this Section 4 (subject to the other provisions of this Certificate of Designations).

(b) Priority of Dividends. So long as any share of Series J remains outstanding, no dividend shall be declared or paid on the Common Stock or any other shares of Junior Stock (other than a dividend payable solely in Junior Stock), and no Common Stock or other Junior Stock shall be purchased, redeemed or otherwise acquired for consideration by the Corporation, directly or indirectly (other than as a result of a reclassification of Junior Stock for or into other Junior Stock, or the exchange or

conversion of one share of Junior Stock for or into another share of Junior Stock and other than through the use of the proceeds of a substantially contemporaneous sale of Junior Stock) during a Dividend Period, unless the full dividends for the latest completed Dividend Period on all outstanding shares of Series J have been declared and paid (or declared and a sum sufficient for the payment thereof has been set aside). The foregoing provision shall not restrict the ability of Goldman, Sachs & Co., or any other affiliate of the Corporation, to engage in any market-making transactions in Junior Stock in the ordinary course of business.

When dividends are not paid (or declared and a sum sufficient for payment thereof set aside) on any Dividend Payment Date (or, in the case of Parity Stock having dividend payment dates different from the Dividend Payment Dates, on a dividend payment date falling within a Dividend Period) in full upon the Series J and any shares of Parity Stock, all dividends declared on the Series J and all such Parity Stock and payable on such Dividend Payment Date (or, in the case of parity stock having dividend payment dates different from the Dividend Payment Dates, on a dividend payment date falling within the Dividend Period related to such Dividend Payment Date) shall be declared pro rata so that the respective amounts of such dividends shall bear the same ratio to each other as all accrued but unpaid dividends per share on the Series J and all Parity Stock payable on such Dividend Payment Date (or, in the case of Parity Stock having dividend payment dates different from the Dividend Payment Dates, on a dividend payment date falling within the Dividend Period related to such Dividend Payment Date) bear to each other.

Subject to the foregoing, such dividends (payable in cash, securities or other property) as may be determined by the Board of Directors or the Committee (or another duly authorized committee of the Board of Directors) may be declared and paid on any securities, including Common Stock and other Junior Stock, from time to time out of any funds legally available for such payment, and the Series J shall not be entitled to participate in any such dividends.

Section 5. Liquidation Rights.

(a) Voluntary or Involuntary Liquidation. In the event of any liquidation, dissolution or winding up of the affairs of the Corporation, whether voluntary or involuntary, holders of Series J shall be entitled to receive, out of the assets of the Corporation or proceeds thereof (whether capital or surplus) available for distribution to stockholders of the Corporation, and after satisfaction of all liabilities and obligations to creditors of the Corporation, before any distribution of such assets or proceeds is made to or set aside for the holders of Common Stock and any other stock of the Corporation ranking junior to the Series J as to such distribution, in full an amount equal to \$25,000 per share (the "Series J Liquidation Amount"), together with an amount equal to all dividends (if any) that have been declared but not paid prior to the date of payment of such distribution (but without any amount in respect of dividends that have not been declared prior to such payment date).

(b) Partial Payment. If in any distribution described in Section 5(a) above the assets of the Corporation or proceeds thereof are not sufficient to pay the

Liquidation Preferences (as defined below) in full to all holders of Series J and all holders of any stock of the Corporation ranking equally with the Series J as to such distribution, the amounts paid to the holders of Series J and to the holders of all such other stock shall be paid *pro rata* in accordance with the respective aggregate Liquidation Preferences of the holders of Series J and the holders of all such other stock. In any such distribution, the “Liquidation Preference” of any holder of stock of the Corporation shall mean the amount otherwise payable to such holder in such distribution (assuming no limitation on the assets of the Corporation available for such distribution), including an amount equal to any declared but unpaid dividends (and, in the case of any holder of stock other than Series J and on which dividends accrue on a cumulative basis, an amount equal to any unpaid, accrued, cumulative dividends, whether or not declared, as applicable).

(c) Residual Distributions. If the Liquidation Preference has been paid in full to all holders of Series J, the holders of other stock of the Corporation shall be entitled to receive all remaining assets of the Corporation (or proceeds thereof) according to their respective rights and preferences.

(d) Merger, Consolidation and Sale of Assets Not Liquidation. For purposes of this Section 5, the merger or consolidation of the Corporation with any other corporation or other entity, including a merger or consolidation in which the holders of Series J receive cash, securities or other property for their shares, or the sale, lease or exchange (for cash, securities or other property) of all or substantially all of the assets of the Corporation, shall not constitute a liquidation, dissolution or winding up of the Corporation.

Section 6. Redemption.

(a) Optional Redemption. The Series J is perpetual and has no maturity date. The Corporation may, at its option, redeem the shares of Series J at the time outstanding, upon notice given as provided in Section 6(c) below, (i) in whole or in part, from time to time, on any date on or after May 10, 2023, or (ii) in whole but not in part at any time within 90 days following a Regulatory Capital Treatment Event, in each case, at a redemption price equal to \$25,000 per share, together (except as otherwise provided hereinbelow) with an amount equal to any dividends that have accrued but not been paid for the then-current Dividend Period to but excluding the redemption date, whether or not such dividends have been declared. The redemption price for any shares of Series J shall be payable on the redemption date to the holder of such shares against surrender of the certificate(s) evidencing such shares to the Corporation or its agent. Any declared but unpaid dividends payable on a redemption date that occurs subsequent to the Dividend Record Date for a Dividend Period shall not be paid to the holder entitled to receive the redemption price on the redemption date, but rather shall be paid to the holder of record of the redeemed shares on such Dividend Record Date relating to the Dividend Payment Date as provided in Section 4 above. Notwithstanding the foregoing, the Corporation may not redeem shares of Series J without having received the prior approval of the Appropriate Federal Banking Agency if then required under capital guidelines applicable to the Corporation.

(b) No Sinking Fund. The Series J will not be subject to any mandatory redemption, sinking fund or other similar provisions. Holders of Series J will have no right to require redemption of any shares of Series J.

(c) Notice of Redemption. Notice of every redemption of shares of Series J shall be given by first class mail, postage prepaid, addressed to the holders of record of the shares to be redeemed at their respective last addresses appearing on the books of the Corporation. Such mailing shall be at least 30 days and not more than 60 days before the date fixed for redemption. Any notice mailed as provided in this Subsection shall be conclusively presumed to have been duly given, whether or not the holder receives such notice, but failure duly to give such notice by mail, or any defect in such notice or in the mailing thereof, to any holder of shares of Series J designated for redemption shall not affect the validity of the proceedings for the redemption of any other shares of Series J. Notwithstanding the foregoing, if the Series J or any depositary shares representing interests in the Series J are issued in book-entry form through The Depository Trust Company or any other similar facility, notice of redemption may be given to the holders of Series J at such time and in any manner permitted by such facility. Each such notice given to a holder shall state: (1) the redemption date; (2) the number of shares of Series J to be redeemed and, if less than all the shares held by such holder are to be redeemed, the number of such shares to be redeemed from such holder; (3) the redemption price; and (4) the place or places where certificates for such shares are to be surrendered for payment of the redemption price.

(d) Partial Redemption. In case of any redemption of only part of the shares of Series J at the time outstanding, the shares to be redeemed shall be selected either *pro rata* or in such other manner as the Corporation may determine to be fair and equitable. Subject to the provisions hereof, the Corporation shall have full power and authority to prescribe the terms and conditions upon which shares of Series J shall be redeemed from time to time. If fewer than all the shares represented by any certificate are redeemed, a new certificate shall be issued representing the unredeemed shares without charge to the holder thereof.

(e) Effectiveness of Redemption. If notice of redemption has been duly given and if on or before the redemption date specified in the notice all funds necessary for the redemption have been set aside by the Corporation, separate and apart from its other funds, in trust for the *pro rata* benefit of the holders of the shares called for redemption, so as to be and continue to be available therefor, then, notwithstanding that any certificate for any share so called for redemption has not been surrendered for cancellation, on and after the redemption date dividends shall cease to accrue on all shares so called for redemption, all shares so called for redemption shall no longer be deemed outstanding and all rights with respect to such shares shall forthwith on such redemption date cease and terminate, except only the right of the holders thereof to receive the amount payable on such redemption, without interest. Any funds unclaimed at the end of three years from the redemption date shall, to the extent permitted by law, be released to the Corporation, after which time the holders of the shares so called for redemption shall look only to the Corporation for payment of the redemption price of such shares.

Section 7. Voting Rights.

(a) General. The holders of Series J shall not have any voting rights except as set forth below or as otherwise from time to time required by law.

(b) Right To Elect Two Directors Upon Nonpayment Events. If and whenever dividends on any shares of Series J shall not have been declared and paid for at least six Dividend Periods, whether or not consecutive (a "Nonpayment Event"), the number of directors then constituting the Board of Directors shall automatically be increased by two and the holders of Series J, together with the holders of any outstanding shares of Voting Preferred Stock, voting together as a single class, shall be entitled to elect the two additional directors (the "Preferred Stock Directors"), *provided* that the Board of Directors shall at no time include more than two Preferred Stock Directors (including, for purposes of this limitation, all directors that the holders of any series of Voting Preferred Stock are entitled to elect pursuant to like voting rights).

In the event that the holders of the Series J, and such other holders of Voting Preferred Stock, shall be entitled to vote for the election of the Preferred Stock Directors following a Nonpayment Event, such directors shall be initially elected following such Nonpayment Event only at a special meeting called at the request of the holders of record of at least 20% of the Series J or of any other series of Voting Preferred Stock then outstanding (unless such request for a special meeting is received less than 90 days before the date fixed for the next annual or special meeting of the stockholders of the Corporation, in which event such election shall be held only at such next annual or special meeting of stockholders), and at each subsequent annual meeting of stockholders of the Corporation. Such request to call a special meeting for the initial election of the Preferred Stock Directors after a Nonpayment Event shall be made by written notice, signed by the requisite holders of Series J or Voting Preferred Stock, and delivered to the Secretary of the Corporation in such manner as provided for in Section 9 below, or as may otherwise be required by law.

When dividends have been paid (or declared and a sum sufficient for payment thereof set aside) in full on the Series J for four consecutive Dividend Periods after a Nonpayment Event, then the right of the holders of Series J to elect the Preferred Stock Directors shall cease (but subject always to reversion of such voting rights in the case of any future Nonpayment Event), and, if and when any rights of holders of Series J and Voting Preferred Stock to elect the Preferred Stock Directors shall have ceased, the terms of office of all the Preferred Stock Directors shall forthwith terminate and the number of directors constituting the Board of Directors shall automatically be reduced accordingly.

Any Preferred Stock Director may be removed at any time without cause by the holders of record of a majority of the outstanding shares of the Series J and Voting Preferred Stock, when they have the voting rights described above (voting together as a single class). So long as a Nonpayment Event shall continue, any vacancy in the office of a Preferred Stock Director (other than prior to the initial election of Preferred Stock Directors after a Nonpayment Event) may be filled by the written consent of the Preferred Stock Director remaining in office, or if none remains in office, by a vote of the holders of

record of a majority of the outstanding shares of the Series J and all Voting Preferred Stock, when they have the voting rights described above (voting together as a single class). Any such vote of stockholders to remove, or to fill a vacancy in the office of, a Preferred Stock Director may be taken only at a special meeting of such stockholders, called as provided above for an initial election of Preferred Stock Director after a Nonpayment Event (unless such request is received less than 90 days before the date fixed for the next annual or special meeting of the stockholders, in which event such election shall be held at such next annual or special meeting of stockholders). The Preferred Stock Directors shall each be entitled to one vote per director on any matter that shall come before the Board of Directors for a vote. Each Preferred Stock Director elected at any special meeting of stockholders or by written consent of the other Preferred Stock Director shall hold office until the next annual meeting of the stockholders if such office shall not have previously terminated as above provided.

(c) Other Voting Rights. So long as any shares of Series J are outstanding, in addition to any other vote or consent of stockholders required by law or by the Certificate of Incorporation, the vote or consent of the holders of at least 66 ²/₃% of the shares of Series J and any Voting Preferred Stock at the time outstanding and entitled to vote thereon, voting together as a single class, given in person or by proxy, either in writing without a meeting or by vote at any meeting called for the purpose, shall be necessary for effecting or validating:

(i) Authorization of Senior Stock. Any amendment or alteration of the Certificate of Incorporation to authorize or create, or increase the authorized amount of, any shares of any class or series of capital stock of the Corporation ranking senior to the Series J with respect to either or both the payment of dividends and/or the distribution of assets on any liquidation, dissolution or winding up of the Corporation;

(ii) Amendment of Series J. Any amendment, alteration or repeal of any provision of the Certificate of Incorporation so as to materially and adversely affect the special rights, preferences, privileges or voting powers of the Series J, taken as a whole; or

(iii) Share Exchanges, Reclassifications, Mergers and Consolidations. Any consummation of a binding share exchange or reclassification involving the Series J, or of a merger or consolidation of the Corporation with another corporation or other entity, unless in each case (x) the shares of Series J remain outstanding or, in the case of any such merger or consolidation with respect to which the Corporation is not the surviving or resulting entity, are converted into or exchanged for preference securities of the surviving or resulting entity or its ultimate parent, and (y) such shares remaining outstanding or such preference securities, as the case may be, have such rights, preferences, privileges and voting powers, and limitations and restrictions thereof, taken as a whole, as are not materially less favorable to the holders thereof than the rights, preferences, privileges and voting powers, and limitations and restrictions thereof, of the Series J immediately prior to such consummation, taken as a whole;

provided, however, that for all purposes of this Section 7(c), any increase in the amount of the authorized or issued Series J or authorized Preferred Stock, or the creation and issuance, or an increase in the authorized or issued amount, of any other series of Preferred Stock ranking equally with and/or junior to the Series J with respect to the payment of dividends (whether such dividends are cumulative or non-cumulative) and/or the distribution of assets upon liquidation, dissolution or winding up of the Corporation will not be deemed to adversely affect the rights, preferences, privileges or voting powers of the Series J.

If any amendment, alteration, repeal, share exchange, reclassification, merger or consolidation specified in this Section 7(c) would adversely affect the Series J and one or more but not all other series of Preferred Stock, then only the Series J and such series of Preferred Stock as are adversely affected by and entitled to vote on the matter shall vote on the matter together as a single class (in lieu of all other series of Preferred Stock).

(d) Changes for Clarification. Without the consent of the holders of the Series J, so long as such action does not adversely affect the rights, preferences, privileges and voting powers, and limitations and restrictions thereof, of the Series J, the Corporation may amend, alter, supplement or repeal any terms of the Series J:

(i) to cure any ambiguity, or to cure, correct or supplement any provision contained in this Certificate of Designations that may be defective or inconsistent; or

(ii) to make any provision with respect to matters or questions arising with respect to the Series J that is not inconsistent with the provisions of this Certificate of Designations.

(e) Changes after Provision for Redemption. No vote or consent of the holders of Series J shall be required pursuant to Section 7(b), (c) or (d) above if, at or prior to the time when any such vote or consent would otherwise be required pursuant to such Section, all outstanding shares of Series J shall have been redeemed, or shall have been called for redemption upon proper notice and sufficient funds shall have been set aside for such redemption, in each case pursuant to Section 6 above.

(f) Procedures for Voting and Consents. The rules and procedures for calling and conducting any meeting of the holders of Series J (including, without limitation, the fixing of a record date in connection therewith), the solicitation and use of proxies at such a meeting, the obtaining of written consents and any other aspect or matter with regard to such a meeting or such consents shall be governed by any rules the Board of Directors or the Committee (or another duly authorized committee of the Board of Directors), in its discretion, may adopt from time to time, which rules and procedures shall conform to the requirements of the Certificate of Incorporation, the Bylaws, applicable law and any national securities exchange or other trading facility on which the Series J is listed or traded at the time. Whether the vote or consent of the holders of a plurality, majority or other portion of the shares of Series J and any Voting Preferred Stock has been cast or given on any matter on which the holders of shares of Series J are entitled to vote shall be determined by the Corporation by reference to the specified liquidation amounts of the shares voted or covered by the consent.

Section 8. Record Holders. To the fullest extent permitted by applicable law, the Corporation and the transfer agent for the Series J may deem and treat the record holder of any share of Series J as the true and lawful owner thereof for all purposes, and neither the Corporation nor such transfer agent shall be affected by any notice to the contrary.

Section 9. Notices. All notices or communications in respect of Series J shall be sufficiently given if given in writing and delivered in person or by first class mail, postage prepaid, or if given in such other manner as may be permitted in this Certificate of Designations, in the Certificate of Incorporation or Bylaws or by applicable law.

Section 10. No Preemptive Rights. No share of Series J shall have any rights of preemption whatsoever as to any securities of the Corporation, or any warrants, rights or options issued or granted with respect thereto, regardless of how such securities, or such warrants, rights or options, may be designated, issued or granted.

Section 11. Other Rights. The shares of Series J shall not have any voting powers, preferences or relative, participating, optional or other special rights, or qualifications, limitations or restrictions thereof, other than as set forth herein or in the Certificate of Incorporation or as provided by applicable law.

THE GOLDMAN SACHS GROUP, INC. AND SUBSIDIARIES
**COMPUTATION OF RATIOS OF EARNINGS TO FIXED CHARGES AND RATIOS OF EARNINGS
TO COMBINED FIXED CHARGES AND PREFERRED STOCK DIVIDENDS**

<i>\$ in millions</i>	Three Months Ended March	Year Ended December				Year Ended November	One Month Ended December
	2013	2012	2011	2010	2009	2008	2008
Net earnings/(loss)	\$2,260	\$ 7,475	\$ 4,442	\$ 8,354	\$13,385	\$ 2,322	\$ (780)
Add:							
Provision/(benefit) for taxes	1,113	3,732	1,727	4,538	6,444	14	(478)
Portion of rents representative of an interest factor	28	125	159	169	145	146	13
Interest expense on all indebtedness	1,683	7,501	7,982	6,806	6,500	31,357	1,002
Pre-tax earnings/(loss), as adjusted	\$5,084	\$18,833	\$14,310	\$19,867	\$26,474	\$33,839	\$ (243)
Fixed charges ¹ :							
Portion of rents representative of an interest factor	\$ 28	\$ 125	\$ 159	\$ 169	\$ 145	\$ 146	\$ 13
Interest expense on all indebtedness	1,684	7,509	7,987	6,810	6,570	31,444	1,008
Total fixed charges	\$1,712	\$ 7,634	\$ 8,146	\$ 6,979	\$ 6,715	\$31,590	\$1,021
Preferred stock dividend requirements	107	274	2,683	989	1,767	283	400
Total combined fixed charges and preferred stock dividends	\$1,819	\$ 7,908	\$10,829	\$ 7,968	\$ 8,482	\$31,873	\$1,421
Ratio of earnings to fixed charges	2.97x	2.47x	1.76x	2.85x	3.94x	1.07x	N/A ²
Ratio of earnings to combined fixed charges and preferred stock dividends	2.79x	2.38x	1.32x	2.49x	3.12x	1.06x	N/A ²

1. Fixed charges include capitalized interest of \$1 million, \$8 million, \$5 million, \$4 million, \$70 million, \$87 million and \$6 million for the three months ended March 2013, years ended December 2012, December 2011, December 2010, December 2009, November 2008 and one month ended December 2008, respectively.

2. Earnings for the one month ended December 2008 were inadequate to cover total fixed charges and total combined fixed charges and preferred stock dividends. The coverage deficiencies for total fixed charges and total combined fixed charges and preferred stock dividends were \$1.26 billion and \$1.66 billion, respectively.

May 8, 2013

Securities and Exchange Commission
100 F Street N.E.
Washington, D.C. 20549

Re: The Goldman Sachs Group, Inc.
Registration Statements on Form S-8
(No. 333-80839)
(No. 333-42068)
(No. 333-106430)
(No. 333-120802)

Registration Statements on Form S-3
(No. 333-176914)

Commissioners:

We are aware that our report dated May 8, 2013 on our review of the condensed consolidated statement of financial condition of The Goldman Sachs Group, Inc. and subsidiaries (the "Company") as of March 31, 2013, the related condensed consolidated statements of earnings for the three months ended March 31, 2013 and 2012, the condensed consolidated statements of comprehensive income for the three months ended March 31, 2013 and 2012, the condensed consolidated statement of changes in shareholders' equity for the three months ended March 31, 2013, and the condensed consolidated statements of cash flows for the three months ended March 31, 2013 and 2012 included in the Company's quarterly report on Form 10-Q for the quarter ended March 31, 2013 is incorporated by reference in the registration statements referred to above. Pursuant to Rule 436(c) under the Securities Act of 1933 (the "Act"), such report should not be considered a part of such registration statements, and is not a report within the meaning of Sections 7 and 11 of the Act.

Very truly yours,

/s/ PRICEWATERHOUSECOOPERS LLP

CERTIFICATIONS

I, Lloyd C. Blankfein, certify that:

1. I have reviewed this Quarterly Report on Form 10-Q for the quarter ended March 31, 2013 of The Goldman Sachs Group, Inc.;

2. Based on my knowledge, this report does not contain any untrue statement of a material fact or omit to state a material fact necessary to make the statements made, in light of the circumstances under which such statements were made, not misleading with respect to the period covered by this report;

3. Based on my knowledge, the financial statements, and other financial information included in this report, fairly present in all material respects the financial condition, results of operations and cash flows of the registrant as of, and for, the periods presented in this report;

4. The registrant's other certifying officer(s) and I are responsible for establishing and maintaining disclosure controls and procedures (as defined in Exchange Act Rules 13a-15(e) and 15d-15(e)) and internal control over financial reporting (as defined in Exchange Act Rules 13a-15(f) and 15d-15(f)) for the registrant and have:

a) Designed such disclosure controls and procedures, or caused such disclosure controls and procedures to be designed under our supervision, to ensure that material information relating to the registrant, including its consolidated subsidiaries, is made known to us by others within those entities, particularly during the period in which this report is being prepared;

b) Designed such internal control over financial reporting, or caused such internal control over financial reporting to be designed under our supervision, to provide reasonable assurance regarding the reliability of financial reporting and the preparation of financial statements for external purposes in accordance with generally accepted accounting principles;

c) Evaluated the effectiveness of the registrant's disclosure controls and procedures and presented in this report our conclusions about the effectiveness of the disclosure controls and procedures, as of the end of the period covered by this report based on such evaluation; and

d) Disclosed in this report any change in the registrant's internal control over financial reporting that occurred during the registrant's most recent fiscal quarter (the registrant's fourth fiscal quarter in the case of an annual report) that has materially affected, or is reasonably likely to materially affect, the registrant's internal control over financial reporting; and

5. The registrant's other certifying officer(s) and I have disclosed, based on our most recent evaluation of internal control over financial reporting, to the registrant's auditors and the audit committee of the registrant's board of directors (or persons performing the equivalent functions):

a) All significant deficiencies and material weaknesses in the design or operation of internal control over financial reporting which are reasonably likely to adversely affect the registrant's ability to record, process, summarize and report financial information; and

b) Any fraud, whether or not material, that involves management or other employees who have a significant role in the registrant's internal control over financial reporting.

Date: May 8, 2013

/s/ Lloyd C. Blankfein

Name: Lloyd C. Blankfein

Title: Chief Executive Officer

CERTIFICATIONS

I, Harvey M. Schwartz, certify that:

1. I have reviewed this Quarterly Report on Form 10-Q for the quarter ended March 31, 2013 of The Goldman Sachs Group, Inc.;

2. Based on my knowledge, this report does not contain any untrue statement of a material fact or omit to state a material fact necessary to make the statements made, in light of the circumstances under which such statements were made, not misleading with respect to the period covered by this report;

3. Based on my knowledge, the financial statements, and other financial information included in this report, fairly present in all material respects the financial condition, results of operations and cash flows of the registrant as of, and for, the periods presented in this report;

4. The registrant's other certifying officer(s) and I are responsible for establishing and maintaining disclosure controls and procedures (as defined in Exchange Act Rules 13a-15(e) and 15d-15(e)) and internal control over financial reporting (as defined in Exchange Act Rules 13a-15(f) and 15d-15(f)) for the registrant and have:

a) Designed such disclosure controls and procedures, or caused such disclosure controls and procedures to be designed under our supervision, to ensure that material information relating to the registrant, including its consolidated subsidiaries, is made known to us by others within those entities, particularly during the period in which this report is being prepared;

b) Designed such internal control over financial reporting, or caused such internal control over financial reporting to be designed under our supervision, to provide reasonable assurance regarding the reliability of financial reporting and the preparation of financial statements for external purposes in accordance with generally accepted accounting principles;

c) Evaluated the effectiveness of the registrant's disclosure controls and procedures and presented in this report our conclusions about the effectiveness of the disclosure controls and procedures, as of the end of the period covered by this report based on such evaluation; and

d) Disclosed in this report any change in the registrant's internal control over financial reporting that occurred during the registrant's most recent fiscal quarter (the registrant's fourth fiscal quarter in the case of an annual report) that has materially affected, or is reasonably likely to materially affect, the registrant's internal control over financial reporting; and

5. The registrant's other certifying officer(s) and I have disclosed, based on our most recent evaluation of internal control over financial reporting, to the registrant's auditors and the audit committee of the registrant's board of directors (or persons performing the equivalent functions):

a) All significant deficiencies and material weaknesses in the design or operation of internal control over financial reporting which are reasonably likely to adversely affect the registrant's ability to record, process, summarize and report financial information; and

b) Any fraud, whether or not material, that involves management or other employees who have a significant role in the registrant's internal control over financial reporting.

Date: May 8, 2013

/s/ Harvey M. Schwartz

Name: Harvey M. Schwartz

Title: Chief Financial Officer

CERTIFICATION

Pursuant to 18 U.S.C. § 1350, the undersigned officer of The Goldman Sachs Group, Inc. (the “Company”) hereby certifies that the Company’s Quarterly Report on Form 10-Q for the quarter ended March 31, 2013 (the “Report”) fully complies with the requirements of Section 13(a) or 15(d), as applicable, of the Securities Exchange Act of 1934 and that the information contained in the Report fairly presents, in all material respects, the financial condition and results of operations of the Company.

Dated: May 8, 2013

/s/ Lloyd C. Blankfein

Name: Lloyd C. Blankfein

Title: Chief Executive Officer

The foregoing certification is being furnished solely pursuant to 18 U.S.C. § 1350 and is not being filed as part of the Report or as a separate disclosure document.

CERTIFICATION

Pursuant to 18 U.S.C. § 1350, the undersigned officer of The Goldman Sachs Group, Inc. (the “Company”) hereby certifies that the Company’s Quarterly Report on Form 10-Q for the quarter ended March 31, 2013 (the “Report”) fully complies with the requirements of Section 13(a) or 15(d), as applicable, of the Securities Exchange Act of 1934 and that the information contained in the Report fairly presents, in all material respects, the financial condition and results of operations of the Company.

Dated: May 8, 2013

/s/ Harvey M. Schwartz

Name: Harvey M. Schwartz

Title: Chief Financial Officer

The foregoing certification is being furnished solely pursuant to 18 U.S.C. § 1350 and is not being filed as part of the Report or as a separate disclosure document.